

Deed no. 16.671

Vol. no. 8904

**Minutes of the Ordinary and Extraordinary Shareholders' Meeting of a  
listed company**

**THE REPUBLIC OF ITALY**

In the year 2022 (two thousand and twenty-two),  
on this day, the twenty-fourth of  
May

in Via Agnello 18, Milan.

I, **Carlo Marchetti**, a notary public in Milan registered with  
the Milan College of Notaries, upon request made through Marco  
Mangiagalli, in his capacity as Chairman of the Board of  
Directors of the listed company:

**"Finecobank Banca Fineco SpA"**

or in brief **"FinecoBank S.p.A."**, or **"Banca Fineco S.p.A."**, or  
**"Fineco Banca S.p.A."**, with registered office in Milan,  
Piazzale Durante Francesco n. 11, share capital Euro  
201,339,553.80 fully paid up, tax code and registration with  
the Companies' Register of Milano-Monza-Brianza-Lodi number  
01392970404, registered with the Economic and Administrative  
Register of Milan number 1598155 (hereinafter, **"FinecoBank  
S.p.A."**, **"FinecoBank"**, the **"Bank"** or the **"Company"**),  
proceeded to draft and sign the minutes of the Shareholders'  
Meeting pursuant to Article 2375 of the Civil Code, with the  
consent of those appearing also at the ordinary part of the  
meeting, as held by the Company itself, including by  
electronic means pursuant to Article 106 of Decree Law no. 18  
of 17 March 2020, on

**28 (twenty-eighth) of April 2022 (two thousand and twenty-two)**

in accordance with the notice of meeting referred to *below*, to  
discuss and resolve upon the agenda which is also reproduced  
below.

In meeting this request, I acknowledge that the events of the  
aforementioned Shareholders' Meeting, also in relation to its  
ordinary items of business, which I attended at the Company's  
headquarters at Piazzale Durante Francesco 11, Milan, were as  
reported below.

\*\*\*

Mr Marco Mangiagalli (who proved his identity as appropriate)  
assumed the chair of the Meeting with the consent of those in  
attendance, including in relation to its ordinary part,  
pursuant to Article 10 of the Bylaws, and declared the meeting  
to be open at 10 am, recalling that it had been called to  
discuss and resolve the following

**Agenda**

**Ordinary Part**

#p#

1. Approval of the Financial Statements of FinecoBank S.p.A. for the year 2021 and presentation of the Consolidated Financial Statements.
2. Allocation of FinecoBank S.p.A. 2021 net profit of the year
3. 2022 Remuneration Policy.
4. Report on remuneration paid in 2021.
5. 2022 Incentive System for Employees categorised as Key Personnel.
6. 2022 Incentive System for Personal Financial Advisors identified as "Key Personnel".
7. Authorisation for the purchase and disposal of treasury shares in order to support the 2022 PFA System. Related and consequential resolutions.

**Extraordinary Part**

1. Authority to the Board of Directors under Article 2443 of the Civil Code granting the right to authorise, from time to time and for a maximum of five years from the date of the resolution by the Shareholders' Meeting, a free increase of share capital pursuant to Article 2349 of the Civil Code, up to a maximum amount of Euro 120,976.02 (to be allocated entirely to capital) and issuing a maximum of 366,594 new ordinary FinecoBank shares, each with a par value of Euro 0.33, of the same type as those in circulation and with regular dividends, to be allocated to the 2022 Key Personnel of FinecoBank, in execution of the 2022 Incentive System; Consequent amendments to the Bylaws.
2. Authority to the Board of Directors, under Article 2443 of the Civil Code granting the right to authorise in 2027, a free increase of share capital pursuant to Article 2349 of the Civil Code, for a maximum amount of Euro 35,671.35 corresponding to a maximum of 108,095 ordinary FinecoBank shares, each with a par value of Euro 0.33, of the same type as those in circulation, with regular dividends, to be allocated to the 2021 Key Personnel of FinecoBank, in execution of the 2021 Incentive System; consequent amendments to the Bylaws.

The **Chairman** stated as follows:

- pursuant to applicable laws, also regulations, and Article 7 of the Bylaws, the notice convening the Shareholders' meeting, with the Agenda, was published on 24 March 2022 on the FinecoBank website, at the registered office and General Headquarters of the Company, on the website of Borsa Italiana SpA, and on the authorised storage system eMarket Storage, managed by Spafid Connect SpA;
- the notice of meeting had been published in short form on 25 March, in the daily newspapers "Il Sole 24 Ore" and "Milano Finanza"; the notice was also announced to the market in a press release on 24 March 2022;
- as stated in the notice convening the Shareholders' Meeting,

in light of the COVID-19 pandemic emergency and pursuant to Article 106 of Decree Law no. 18 of 17 March 2020, converted with amendments into Law no. 27 of 24 April 2020, and as amended by Article 3(1) of Decree Law no. 228 of 30 December 2021 (converted with amendments into Law no. 15 of 25 February 2022), containing provisions related to that emergency: i) participation in the Shareholders' Meeting, and the exercise of voting rights of entitled persons were only possible through the appointed representative (the **"Appointed Representative"**) pursuant to Article 135-undecies of Legislative Decree 58/1998 ("**TUF**"), to whom proxies and/or sub-proxies could be given pursuant to Article 135-novies of the TUF, in departure from the aforesaid Article 135-undecies, based on the indications below: Shareholders would not be able to attend the Shareholders' Meeting in person; ii) the members of the Governance and Supervisory boards, the Appointed Representative, the managers and employees of the Bank and of FinecoBank Group Companies, representatives of the Independent Auditors and other persons whose attendance at the Shareholders' Meeting was considered useful by the Chairman for transacting business and duly holding the Shareholders' Meeting, were able to attend the Shareholders' Meeting, including through means of remote communication guaranteeing, among other things, the identity of the participants, without the necessity for the Chairman and the appointed Notary to be in the same place; conversely, holders of voting rights had to vote through the Appointed Representative;

- the documentation for the various Agenda items had been disclosed, in accordance with regulatory requirements, earlier than the date of the Meeting, and therefore the reading was omitted;

- besides the Chairman of the Board of Directors and the Chairman of the Board of Statutory Auditors Luisa Marina Pasotti, Computershare S.p.A. was also present at the registered office of the Company, in its capacity as sole proxy of the persons entitled to vote, through Mr Alberto Elia, and some members of the Management Staff and other Bank Personnel involved in the operations of the Shareholders' Meetings, pursuant to Article 2 of the Shareholders' Meeting Regulations;

- the following persons attended via telecommunications links:
  - for the Board of Directors, the Deputy Chairman Francesco SAITA, the Chief Executive Officer and General Manager Alessandro FOTI, and the Board Directors Patrizia ALBANO, Elena BIFFI, Giancarla BRANDA, Paola GIANOTTI DE PONTI, Marin

GUEORGUIEV, Gianmarco MONTANARI and Alessandra ZUNINO DE PIGNIER; and

-- for the Board of Statutory Auditors, the Auditor Giacomo RAMENGHI;

- the Board Director Alessandra PASINI and the Auditor Massimo GATTO were absent excused;

- some additional employees of Computershare SpA also attended via telecommunications link to carry out the activities attributed to the aforesaid company in its capacity as Appointed Representative of FinecoBank; other members of the Bank's Management Staff and General Management also connected via telecommunications link; Alessandro Grazioli also connected via telecommunication link, representing the Independent Auditors Deloitte & Touche SpA, that had been appointed to certify the Company's financial statements;

- in accordance with Article 3(2) of the Meeting Regulations, the proceedings of the Shareholders' Meeting would be the subject of audio and video recordings;

- the share capital, subscribed and paid in as at today's date, and as at the record date (19 April 2022), amounted to Euro 201,339,553.80 and was represented by 610,119,860 ordinary shares with a par value of 33 eurocents;

- pursuant to the provisions of regulations issued by the competent Italian authorities regarding the COVID-19 epidemiological emergency, as communicated with the notice of meeting, attendance at the Shareholders' Meeting was only possible by proxy conferred to Computershare SpA, a company designated by FinecoBank, pursuant to Article 135-undecies of the TUF, as Appointed Representative;

- 475,636,523 ordinary shares, equal to 77.95% of the share capital, were represented at the Meeting; The **Chairman** thus declared that the Meeting had been duly convened and was able to pass resolutions at a single call on the **Ordinary Part** of the Agenda, under the Law and the Bylaws;

He also declared that:

- according to the information in the Company's possession, the following Shareholders held more than 3% of the capital represented by voting shares, as at the record date:

-- BLACKROCK INC., indirectly, through fourteen asset management companies, with 57,785,667 shares, representing 9.471% of the share capital;

-- CAPITAL RESEARCH AND MANAGEMENT COMPANY, directly, with 30,738,447 shares, representing 5.038% of the share capital;

-- FMR LLC, indirectly through four subsidiaries, with 23,979,422 shares, representing 3.930% of the share capital;

- the electronic voting system produced the following documents which will be attached to the minutes of the Shareholders' Meeting: list of Shareholders represented and separate lists for the various voting events.
- no questions had been received on the items on the agenda pursuant to Article 127-ter of the TUF by the deadline indicated in the Notice of Meeting;
- the Report on Corporate Governance and Ownership Structure for the year 2021, pursuant to Article 123-bis of the TUF, had been made publicly available in the manner and by the deadlines required by law.

\*\*\*

Opening the discussion of the ordinary part, and considering the close connection between the **first and second items on the ordinary part** of the Agenda (1. *Approval of the Financial Statements of FinecoBank S.p.A. for the year 2021 and presentation of the Consolidated Financial Statements.* 2. *Allocation of the profit for the year 2021 of FinecoBank S.p.A.*), the **Chairman** proposed that these matters would be discussed together, but that separate motions would be proposed.

The **Chairman** then invited the Chief Executive Officer and General Manager, Mr Alessandro FOTI, to briefly illustrate the items on the agenda, without reading it out in full, since the draft Financial Statements and related Reports and the Consolidated Financial Statements were available to everyone present. They had also been made publicly available in the manner and within the deadlines required by law. Together with the results for the year, information was also provided on the activities of the Independent Auditors.

The Chief Executive Officer and General Manager proceeded, illustrating the contents of the slides attached to these minutes.

The **Chairman** thanked the Chief Executive Officer and General Manager, and invited Alessandro Grazioli, partner of the Independent Auditors Deloitte & Touche SpA and attending the Shareholders' Meeting via telecommunications link, to read the conclusions of the Report prepared by the Independent Auditors pursuant to law.

Mr Grazioli proceeded to read out the conclusions of the Report prepared by the Independent Auditors pursuant to law.

The **Chairman** thanked Mr Grazioli and asked the Chairman of the Board of Statutory Auditors, Luisa Marina Pasotti to give an account of the contents and conclusions of the Report of the Board of Statutory Auditors, without reading it out in full, since the aforesaid Report had been made publicly available in

the manner and within the deadlines required by law.

Ms Pasotti proceeded to give an account of the contents and conclusions of the Report of the Board of Statutory Auditors, without reading it out in full, since the aforesaid Report had been made publicly available in the manner and within the deadlines required by law.

Upon invitation of the **Chairman**, I, the Notary Public, read out the proposals for resolution contained in the Report of the Board of Directors, as transcribed below.

With no one taking the floor and with no changes to those in attendance, the **Chairman** then (at 10.30 am) put to the vote the proposals as of points one and two (ordinary part) of the agenda, which were read aloud and which are transcribed below, and the Appointed Representative proceeded to announce the votes which he himself tendered based on the voting instructions received:

"Dear Shareholders,

*if you agree with the contents of this report, you are requested to pass the following resolution:*

- 1. approve the 2021 Financial Statements of FinecoBank S.p.A., in their entirety;*
- 2. approve the allocation of profit for the year, equal to Euro 368,600,823.06 (three hundred and sixty-eight million, six hundred thousand, eight hundred and twenty-three euros and six eurocents), as follows: (i) for the 610,119,860 (six hundred and ten million, one hundred and nineteen thousand, eight hundred and sixty) ordinary shares of a par value of Euro 0.33 (thirty-three eurocents), comprising the share capital, including 220,090 (two hundred and twenty thousand, ninety) shares relating to the capital increase supporting the incentive system for employees approved by the Board of Directors on 9 February 2022, a unit dividend of Euro 0.39 (thirty-nine eurocents), for a total of 237,946,745.40 (two hundred and thirty seven million, nine hundred and forty-six thousand, seven hundred and forty-five euros and forty eurocents); (ii) Euro 14,525.94 (fourteen thousand, five hundred and twenty-five euros and ninety-four eurocents) equal to 0.004% of profit for the year, to the legal reserve, as the reserve had reached one fifth of the share capital; (iii) Euro 130,639,551.72 (one hundred and thirty million, six hundred and thirty-nine thousand, five hundred and fifty-one euros and seventy-two eurocents) to the extraordinary reserve".*

On the proposal referred to in the first item (ordinary part) on the Agenda: The Meeting approved the resolution by majority vote.

For: 470,988,867 shares.

Against: 4,397,370 shares.

#p#

Abstained: 250,286 shares.

Non-voting: 0 shares.

As per the attached details.

On the proposal referred to in the second item (ordinary part)  
on the Agenda: The Meeting approved the resolution by majority  
vote.

For: 475,178,289 shares.

Against: 458,234 shares.

Abstained: 0 shares.

Non-voting: 0 shares.

As per the attached details.

The **Chairman** announced the result.

\*\*\*

Considering the close connection of the **third, fourth, fifth, sixth and seventh items of the ordinary part** of the Agenda (3. 2022 Remuneration Policy. 4. Report on remuneration paid in 2021. 5. 2022 Incentive System for Employees categorised as Key Personnel. 6. 2022 Incentive System for Personal Financial Advisors identified as "Key Personnel". 7. Authorisation for the purchase and disposal of treasury shares in order to support the 2022 PFA System. Related and consequent resolutions), the **Chairman** proposed that these matters would be discussed together, but that separate motions would be proposed.

Regarding the authorisation to purchase and dispose of treasury shares, at the service of the PFA 2022 System, the **Chairman** announced that the procedure involving the ECB for the issue of the relative authorisation, received on 28 April 2022, had been successfully completed.

The Chairman therefore invited the Chief Executive Officer and General Manager to briefly illustrate the salient aspects of the proposals, without reading out the documentation in full, since the files containing the Directors' Reports and the report on the remuneration policy and remuneration paid, had been made publicly available in the manner and within the deadlines required by law.

The Report on the remuneration policy and remuneration paid included, as attachments, the Information Document on the "2022 Incentive System" and on the "2022 Incentive System for Personal Financial Advisors identified as "Key Personnel".

The Chief Executive Officer and General Manager proceeded to read out the proposals for resolution.

The slides shown by the Chief Executive Officer and General Manager are attached to these minutes.

Upon invitation of the **Chairman**, I, the Notary Public, read out the proposal referred to in the third point (ordinary

#p#

part) on the Agenda, as contained in the Report of the Board of Directors and which is transcribed below.

With no one taking the floor and with no changes to those in attendance, the **Chairman then (at 10.40 am) put to the vote** the proposal for resolution referred to in the third item (ordinary part) on the Agenda, which is transcribed below, and the Appointed Representative proceeded to announce the votes which he himself tendered based on the voting instructions received:

*"The Ordinary Shareholders' Meeting of FinecoBank S.p.A. having examined the report of the Board of Directors prepared pursuant to Article 123-ter of Legislative Decree no. 58/1998 and other applicable regulations,*

**resolved**

*1. to approve - also pursuant to Article 123-ter(3-bis) (3-ter) of the TUF - Section I -the 2022 Report on the remuneration policy of the FinecoBank Group, which set out the principles of the Fineco Group to define, implement and monitor the remuneration systems for members of the Board of Directors, the Board of Statutory Auditors, employees and financial advisors qualified to operate off premises, also indicating the procedures for adopting any exceptions to the policy, in exceptional circumstances;*

*2. to grant the Chief Executive Officer and General Manager all the most appropriate powers to make any additions and amendments to the aforesaid 2022 Remuneration Policy that may be required by the competent supervisory authorities or that may become necessary as a result of amendments to the reference legislative and/or regulatory framework, as well as any amendments that do not change the substance of the document".*

The Meeting approved the resolution by majority vote.

For: 434,617,995 shares.

Against: 41,018,528 shares.

Abstained: 0 shares.

Non-voting: 0 shares.

As per the attached details.

The **Chairman** announced the result.

Upon invitation of the **Chairman**, I, the Notary Public, read out the proposal referred to in the fourth point (ordinary part) on the Agenda, as contained in the Report of the Board of Directors and which is transcribed below.

With no one taking the floor and with no changes to those in attendance, the **Chairman then (at 10.43 am) put to the vote** the proposal for resolution referred to in the fourth item (ordinary part) on the Agenda, which is transcribed below, and the Appointed Representative proceeded to announce the votes

which he himself tendered based on the voting instructions received:

"Dear Shareholders,

*if you agree with the contents and arguments put forward in this report, you are requested to pass the following resolution:*

*"In favour, pursuant to and for the purposes of Article 123-ter(6) of the TUF, of Section II - of the Annual report on remuneration paid in 2021 - in order to assess the result of implementing the remuneration policy and systems, viewing it in detail and the reason for the remuneration of key personnel, any departures from the policy and the five-year change in the company's results, average remuneration and fees, considering that the company will provide an adequate explanation, in the "Annual report on remuneration paid in '2022", considering the votes cast".*

The Meeting approved the resolution by majority vote.

For: 455,840,979 shares.

Against: 14,779,539 shares.

Abstained: 5,016,005 shares.

Non-voting: 0 shares.

As per the attached details.

The **Chairman** announced the result.

Upon invitation of the **Chairman**, I, the Notary Public, read out the proposal referred to in the fifth point (ordinary part) on the Agenda, as contained in the Report of the Board of Directors and which is transcribed below.

With no one taking the floor and with no changes to those in attendance, the **Chairman then (at 10.45 am) put to the vote** the proposal for resolution referred to in the fifth item (ordinary part) on the Agenda, which is transcribed below, and the Appointed Representative proceeded to announce the votes which he himself tendered based on the voting instructions received:

"The Ordinary Shareholders' Meeting of FinecoBank S.p.A., having heard the proposal of the Board of Directors,

**resolved**

1. to adopt the 2022 Incentive System, which provides for the assignment of an incentive, in cash and/or in ordinary free FinecoBank shares, to be carried out by April 2028, to selected beneficiaries among FinecoBank's Key Personnel in the terms and conditions described above;

2. to grant the Chief Executive Officer and General Manager all appropriate powers to implement this resolution and the documents that form an integral part of it. This includes making any amendments and/or additions that may be necessary to implement the resolutions passed by that day's Shareholders' Meeting (provided that they do not

alter the substance of the resolution)."

The Meeting approved the resolution by majority vote.

For: 464,718,861 shares.

Against: 10,917,662 shares.

Abstained: 0 shares.

Non-voting: 0 shares.

As per the attached details.

The **Chairman** announced the result.

Upon invitation of the **Chairman**, I, the Notary Public, read out the proposal referred to in the sixth item (ordinary part) on the Agenda, as contained in the Report of the Board of Directors and which is transcribed below.

With no one taking the floor and with no changes to those in attendance, the **Chairman** then (at 10.50 am) put to the vote the proposal for resolution referred to in the eighth item (ordinary part) on the Agenda, which is transcribed below, and the Appointed Representative proceeded to announce the votes which he himself tendered based on the voting instructions received:

*"The Ordinary Shareholders' Meeting of FinecoBank S.p.A., having heard the proposal of the Board of Directors,*

***resolved***

1. to adopt the 2022 Incentive System for Financial Advisors identified as 'Key Personnel', which provides for the assignment of an incentive, in cash and/or ordinary FinecoBank shares, to be carried out by July 2027, under the terms and conditions described above;

2. to grant the Chief Executive Officer and General Manager all appropriate powers to implement this resolution and the documents that form an integral part of it. This includes making any amendments and/or additions that may be necessary to implement the resolution passed by the Shareholders' Meeting (provided that they do not alter the substance of the resolution)."

The Meeting approved the resolution by majority vote.

For: 465,043,861 shares.

Against: 10,592,662 shares.

Abstained: 0 shares.

Non-voting: 0 shares.

As per the attached details.

The **Chairman** announced the result.

Upon invitation of the **Chairman**, I, the Notary Public, read out the proposal referred to in the seventh item (ordinary part) on the Agenda, as contained in the Report of the Board of Directors and which is transcribed below.

With no one taking the floor and with no changes to those in attendance, the **Chairman** then (at 10.55 am) put to the vote the proposal for resolution referred to in the seventh item (ordinary part) on the Agenda, which is transcribed below, and the Appointed Representative proceeded to announce the votes which he himself tendered based on the voting instructions received:

*'The Ordinary Shareholders' Meeting of FinecoBank S.p.A., having heard the proposal of the Board of Directors, bearing in mind the provisions of articles 2357 and 2357-ter of the Italian Civil Code, 132 TUF and 114-bis of Consob Regulation 11971/99*

**resolved**

1. to authorise the purchase and disposal of a maximum of 260,779 treasury shares, of a par value of Eurocents 0.33 each, for the 2022 PFA System, in compliance with the terms and conditions described herein, without prejudice to share buy-backs taking place after having obtained the required authorisation from the Supervisory Authority, pursuant to Articles 77-78, Regulation (EU) No 575/2013 (CRR) of 26 June 2013 as amended by Regulation (EU) No 2019/876/EU of 20 May 2019, save for any purchases of treasury shares based on this resolution, or in any case in the portfolio of FinecoBank, in excess of the shares that would actually be used for the aforesaid 2022 PFA System or previous incentive systems that could be used also to be assigned for any future incentive plans;

2. to grant the Board of Directors and, on its behalf, the Chief Executive Officer and General Manager, all appropriate powers to implement this resolution and to provide information to the market, under applicable regulations."

The Meeting approved the resolution by majority vote.

For: 474,013,474 shares.

Against: 1,613,347 shares.

Abstained: 9,702 shares.

Non-voting: 0 shares.

As per the attached details.

The **Chairman** announced the result.

\*\*\*

At 11 am, the **Chairman** declared the ordinary session of the meeting closed and then proceeded to the discussion of the **items on the extraordinary part** of the Agenda.

The Chairman firstly announced that the same attendees were present, with a total of 475,636,523 ordinary shares, equal to 77.95% of the share capital, represented at the Meeting; The **Chairman** thus declared that the Meeting had been duly convened and was able to pass resolutions at a single call, also on the extraordinary part of the Agenda under the Law and the Bylaws.

Considering the close connection between **items 1 and 2** on the extraordinary part of the Agenda (1. Authority to the Board of Directors under article 2443 of the Civil Code granting the right to authorise, from time to time and for a maximum of five years from the date of the resolution by the Shareholders' Meeting, a free increase of share capital pursuant to Article 2349 of the Civil Code, up to a maximum amount of Euro 120,976.02 (to be allocated entirely to capital) and issuing a maximum of 366,594 new ordinary FinecoBank shares, each with a par value of Euro 0.33, of the same type as those in circulation and with regular dividends, to be allocated to the 2022 Key Personnel of FinecoBank, in execution of the 2022 Incentive System; consequent amendments to the Bylaws. 2. Authority to the Board of Directors under Article 2443 of the Civil Code granting the right to authorise in 2027, a free increase of share capital pursuant to Article 2349 of the Civil Code, for a maximum amount of Euro 35,671.35 corresponding to a maximum of 108,095 ordinary FinecoBank shares, each with a par value of Euro 0.33, of the same type as those in circulation, with regular dividends, to be allocated to the 2021 Key Personnel of FinecoBank, in execution of the 2021 Incentive System; Consequent amendments to the Bylaws.), the **Chairman** proposed that these matters would be discussed together, but that two separate motions would be proposed.

The **Chairman** pointed out that the ECB, which had been previously informed about the proposals submitted for approval by today's Extraordinary Meeting and of the resulting amendments to the Bylaws, had issued its investigatory provision, also relevant to Articles 56 and 61 of the Banking Consolidation Act - TUB) on 26 April 2022.

The Chairman therefore invited the Chief Executive Officer and General Manager to briefly illustrate the salient aspects of the proposals, without reading out the documentation in full, since it had been made publicly available prior to the shareholders' meeting in the manner and within the deadlines required by law, at the Registered Office and General Headquarters of the Company, on the website of Borsa Italiana S.p.A, on the storage system authorised and managed by Spafid Connect S.p.A., and also on FinecoBank's website.

The slides shown by the Chief Executive Officer and General Manager are attached to these minutes.

The Chairman of the Board of Statutory Auditors declared and certified that the shares previously issued had been fully paid up.

Therefore, upon invitation of the **Chairman**, I, the Notary Public, read out the proposals referred to in the first and second items (extraordinary part) on the Agenda, as contained

in the Report of the Board of Directors and which are transcribed below.

With no one taking the floor and with no changes to those in attendance, the **Chairman** then (at 11.05 am) put to the vote the proposals for resolution referred to in the first, second and third items (extraordinary part) on the Agenda, which is transcribed below, and the Appointed Representative proceeded to announce the votes which he himself tendered based on the voting instructions received:

*"The Extraordinary Shareholders' Meeting of FinecoBank S.p.A.:  
after being informed of the report of the Board of Directors,*

***resolved***

*"1. to grant the Board of Directors, in accordance with Article 2443 of the Civil Code, the authority to carry out, in 2027, a free increase of share capital, pursuant to Article 2349 of the Civil Code, of up to Euro 35,671.35 (thirty-five thousand, six hundred and seventy one euros and thirty-five eurocents), corresponding to a maximum of 108,095 (one hundred and eight thousand, ninety-five) ordinary FinecoBank shares, of a par value of Euro 0.33 (thirty-three eurocents) of the same type as those in circulation and with regular dividends, to be allocated to the Key Personnel of FinecoBank, in execution of the 2021 System approved by the Ordinary Shareholders' Meeting on 28 April 2021. This capital increase would be carried out using the special "Reserve connected to the medium/long-term incentive system for FinecoBank Personnel", which, where necessary, may be increased through the allocation of the part of the profits or the available statutory reserves formed following the allocation of the Company's profits to be identified by the Board of Directors when it exercises the authority;*

*2. to amend, following the resolution in point 1. above, paragraph 18 of Article 5 of the Articles of Association to the following new wording: "The Board of Directors may, pursuant to Article 2443 of the Civil Code, increase the share capital without a consideration, pursuant to Article 2349 of the Civil Code, also on one or more occasions and for a maximum of five years i) from the date of the meeting resolution of 28 April 2021, up to a maximum of Euro 143,131.89, to use entirely as capital, with the issue of up to 433,733 new ordinary FinecoBank shares, and (ii) from the date of the meeting resolution of 28 April 2022, up to a maximum of Euro 35,671.35 by issuing a maximum of 108,095 new ordinary FinecoBank shares; with full allocation to capital at Euro 0.33 per share, equal to the unit nominal value of each share, with the same characteristics as those in circulation and with regular dividends, to be allocated to the Key Personnel of FinecoBank in execution of the 2021 Incentive Plan";*

*3. to grant the Board of Directors, pursuant to Article 2443 of the Civil Code, the authority to approve a free capital increase - on one or more occasions and for a maximum period of five years from the date of the shareholders' resolution, pursuant to Article 2349 of the*

Civil Code - for a maximum amount of Euro 120,976.02 (one hundred and twenty-eight thousand, nine hundred and seventy-six euros and two eurocents), (to be fully applied to the share capital), through the issue of a maximum of 366,594 (three hundred and sixty-six thousand, five hundred and ninety-four) new Fineco ordinary shares with a par value or Euro 0.33 (thirty-three eurocents) each, of the same type as those in circulation and with regular dividends, to be allocated to the Key Personnel of FinecoBank in implementation of the 2022 System approved by today's ordinary Shareholders' Meeting"; This capital increase would be carried out using the special "Reserve connected to the medium/long-term incentive system for FinecoBank Personnel", which, where necessary, may be increased through the allocation of the part of the profits or the available statutory reserves formed following the allocation of the Company's profits to be identified by the Board of Directors when it exercises the authority;

4. to introduce the new paragraph 20 in Article 3 of the Bylaws, as resolved in point 5 above, with the following wording: **"The Board of Directors has the power, pursuant to Article 2443 of the Civil Code, to resolve, from time to time and for a maximum period of five years from the shareholders' resolution of 28 April 2022, to increase the share capital free of charge, pursuant to Article 2349 of the Civil Code, for a maximum amount of Euro 120,976.02 (to be charged entirely to the share capital), by issuing a maximum of 366,594 new ordinary FinecoBank shares with a par value of Euro 0.33 each, of the same type as those in circulation and with regular dividends, to be allocated to FinecoBank's Key Personnel in execution of the 2022 Incentive System";**

5. to grant the Board of Directors all necessary powers relating to the issue of new shares;

6. to grant the CEO and General Manager all the necessary powers to: (i) implement the above resolutions under the terms and conditions of the laws and regulations in force; (ii) accept or introduce into those resolutions any amendments (provided that they do not alter the substance of the resolutions already passed) as necessary to fully meet the requirements for registration of the resolution in the Companies Register; (iii) arrange for the legal filing and registration, with an advance declaration of approval and ratification; (iv) make the consequential amendments to Article 5 of the Bylaws as per the above resolution".

On the proposal referred to in the first item (extraordinary part) on the Agenda: the Meeting approved the resolution by majority vote.

For: 472,486,828 shares.

Against: 3,149,695 shares.

Abstained: 0 shares.

Non-voting: 0 shares.

On the proposal referred to in the second item (extraordinary part) on the Agenda: the Meeting approved the resolution by

#p#

majority vote.

For: 472,337,859 shares.

Against: 3,298,664 shares.

Abstained: 0 shares.

Non-voting: 0 shares.

As per the attached details.

The **Chairman** announced the result.

The discussion of the agenda having been completed, and with nobody asking to speak, the meeting was declared ended at 11.15 am.

\*\*\*

Annexes to these minutes:

- Slides explaining the items on the agenda, in Annex "**A**";
- Directors' Explanatory Reports on the items on the agenda, in Annex "**B**";
- List of attendees and details of the votes, in Annex "**C**";
- Bylaws which incorporate the deliberate amendments, in Annex "**D**";
- authorisation to repurchase treasury shares, issued by the ECB and the investigatory provision issued by the ECB pursuant to Articles 56 and 61 of the TUB, under "**E**".

\*\*\*

These minutes were signed by me as Notary Public at 3 pm.

This document consists of eight sheets written by mechanical means by a trusted person and by my own hand completed for twenty-eight pages and the twenty-ninth hereto.

Signed Carlo Marchetti, Notary Public



# FY 2021 Results

---

FINECO. SIMPLIFYING BANKING.

# Agenda

---

- ✓ **Approval of the FinecoBank S.p.A. 2021 year-end financial statements and presentation of the consolidated financial statements**
- ☐ Allocation of FinecoBank S.p.A. 2021 net profit of the year
- ☐ Resolutions to be passed (items 1 and 2 of the Agenda)
- ☐ Disclosure Requirements

# Main observations

---

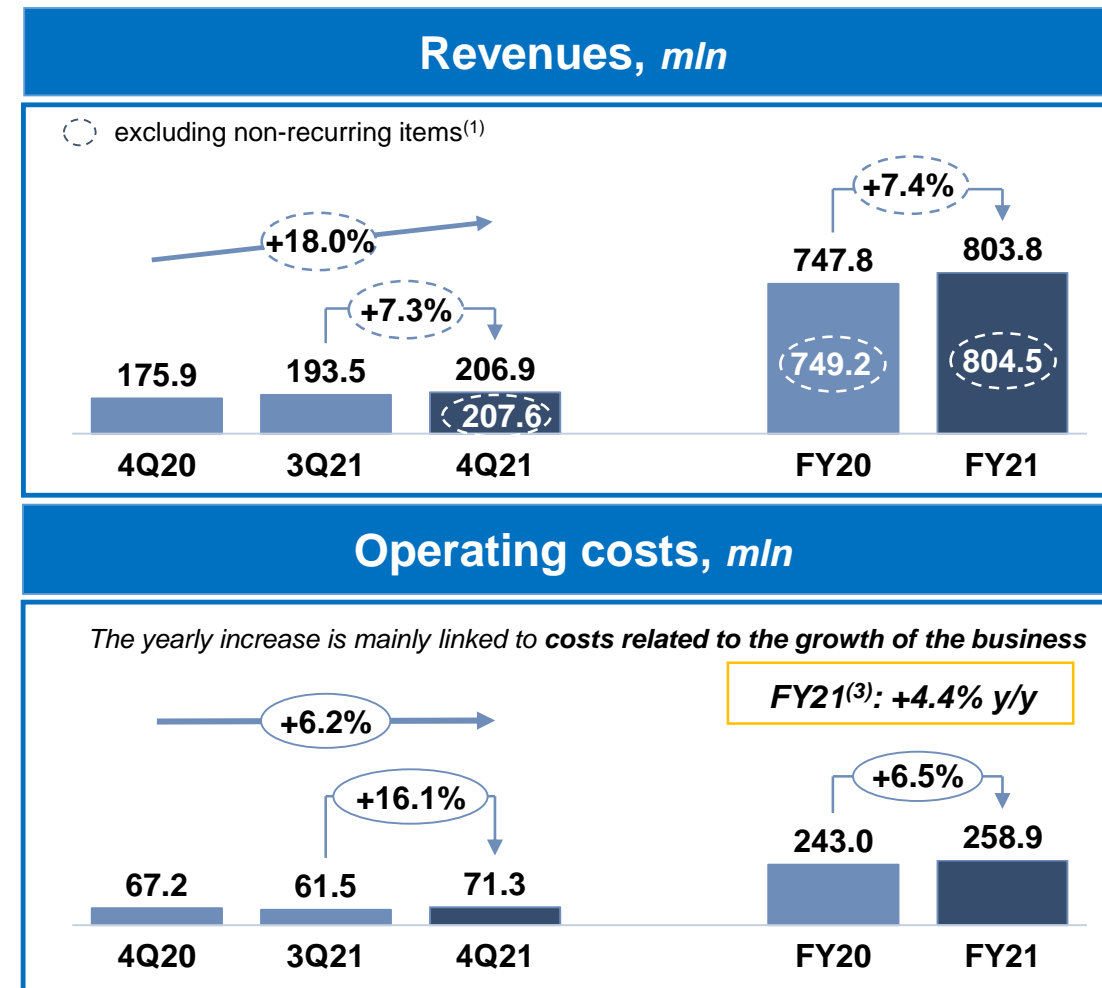
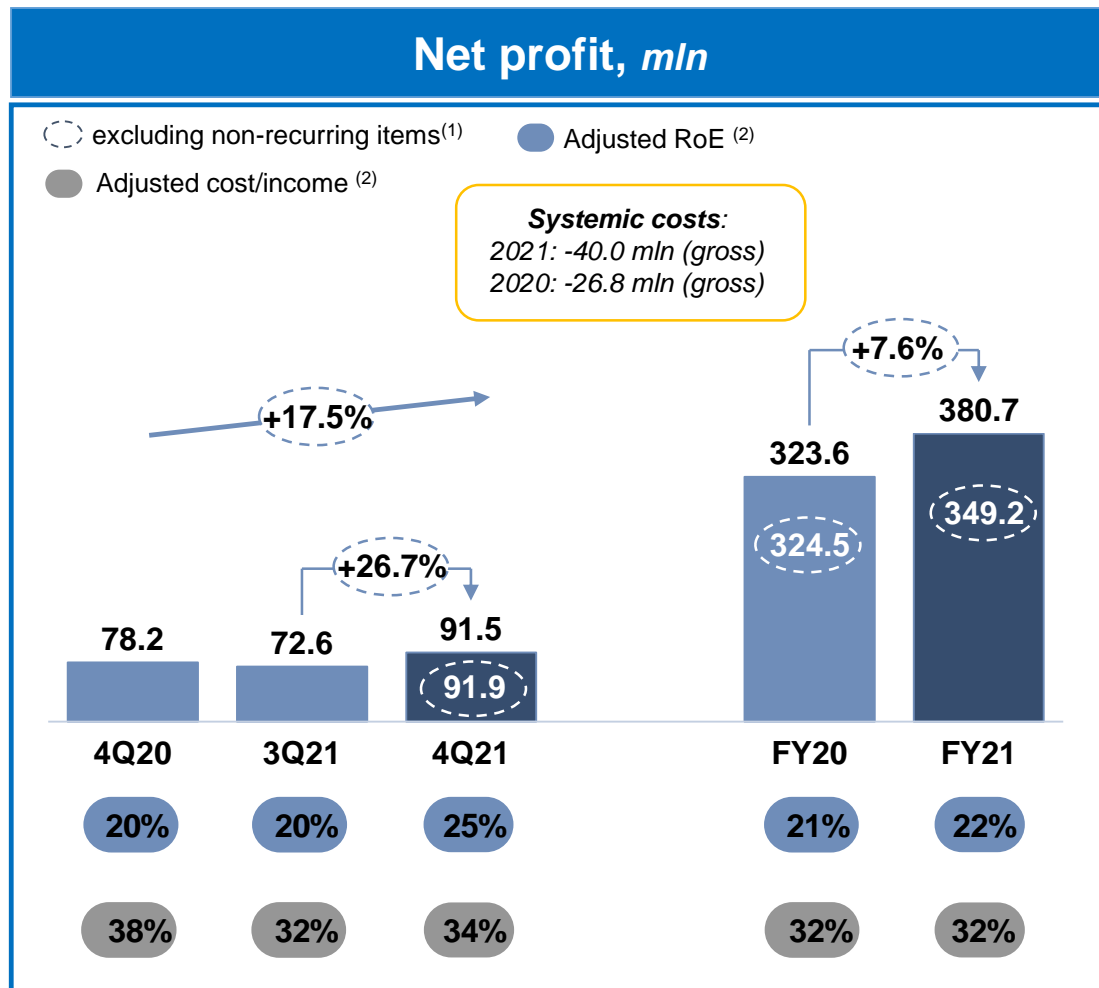
- **2021 net profit at 380.7 mln (+17.7% y/y)**
- **2021 net profit adjusted for non-recurring items<sup>(1)</sup> at 349.2 mln (+7.6% y/y)**, showing strong growth thanks to the quality and sustainability of the Bank's business model
- **2021 cost/income ratio adjusted for non-recurring items<sup>(1)</sup> at 32.2% (-0.3 p.p. y/y)** thanks to increase in revenues (**804.5 mln, +7.4% y/y**), mainly driven by Investing (**+29.8% y/y**), and cost control (**258.9 mln, +4.4% y/y<sup>2)</sup>**), **confirming the Bank's strong operating leverage**
- Strong capital position: **CET1 ratio at 18.80%, with proposed dividend of €0.39 per share**
- **Commercial results showing a clear acceleration in 2021, with a sharp improvement in the asset mix:**
  - ✓ **Net sales at 10.7 bln (+14.7% y/y), o/w 7.3 bln of assets under management (+69.8% y/y)**
  - ✓ **Total Financial Assets at 107.9 bln (+17.7%), with assets under management of 55.5 bln (+22.2% y/y)**

<sup>(1)</sup> **2021 non-recurring items:** -0.7 mln gross (-0.5 mln net) related to fair value write-down of Voluntary Scheme; realignment of intangible assets: +32.0 mln net; **2020 non-recurring items:** -1.4 mln gross (-1.0 mln net) related to fair value write-down of Voluntary Scheme

<sup>(2)</sup> Excluding costs strictly related to the growth of the business, mainly FAM (-4.2 mln y/y) and marketing related to UK (-1.1 mln y/y)

# Results

Adjusted net profit 2021 at 349.2 mln, +7.6% y/y thanks to the strong acceleration in Investing, reflecting the new dimension of growth achieved by the Bank. Strong operating leverage with cost/income ratio of 32%



<sup>(1)</sup> 2021 non-recurring items: -0.7 million gross, -0.5 million net (4Q21: -0.7 million gross, -0.5 million net) related to fair value write-down of Voluntary Scheme; realignment of intangible assets: +32.0 mln net; 2020 non-recurring items: -1.4 million gross, -1.0 million net related to fair value write-down of Voluntary Scheme

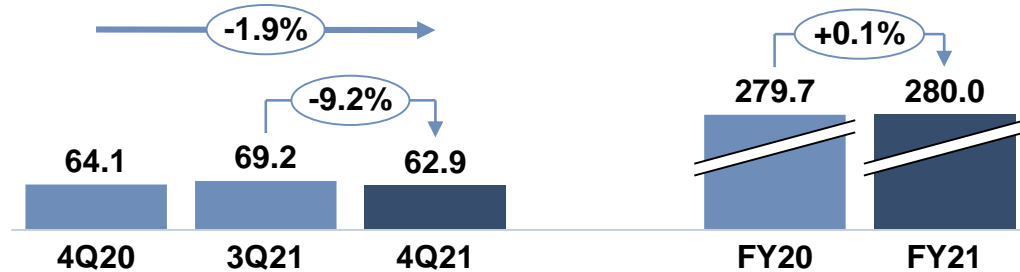
<sup>(2)</sup> Adjusted cost/income and RoE calculated net of non-recurring items. ROE calculated as: annualised adjusted net profit divided by average book equity for the period (excl. dividends for which distribution is expected and valuation reserves)

<sup>(3)</sup> Excluding costs strictly related to business growth, mainly FAM (-4.2 mln y/y) and marketing related to UK (-1.1 mln y/y)

# Revenues by income statement item

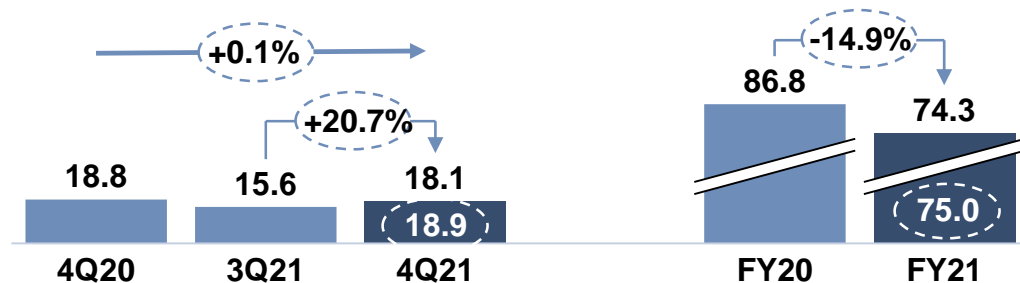
Y/y growth in income mainly driven by higher fee and commission income and trading income

## Financial margin, mln



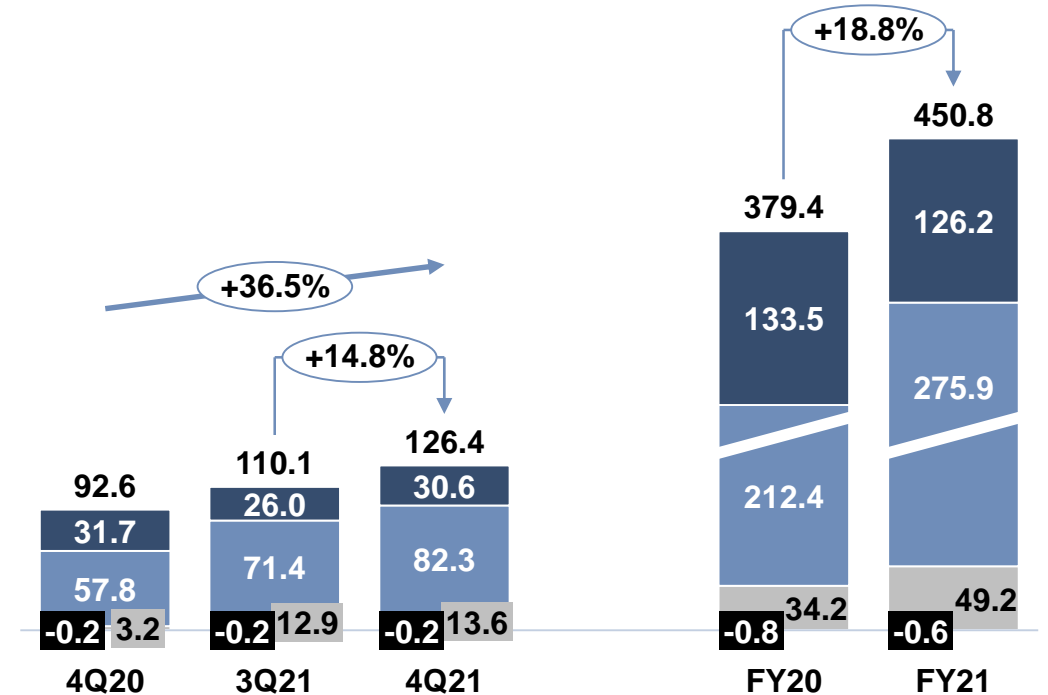
## Trading income, mln

(1) excluding non-recurring items



## Net fee and commission income, mln

■ Brokerage ■ Investing ■ Banking ■ Other



(1) 2021 non-recurring items: 4Q21 -0.7 mln gross (-0.5 mln net) due to Voluntary Scheme; 2Q21 realignment of the intangible assets: 32 mln net; 9M20 non-recurring items: Voluntary Scheme: 3Q20: -0.2 mln gross, -0.2 mln net; 1Q20 -1.2 mln gross, -0.8 mln net

# Costs

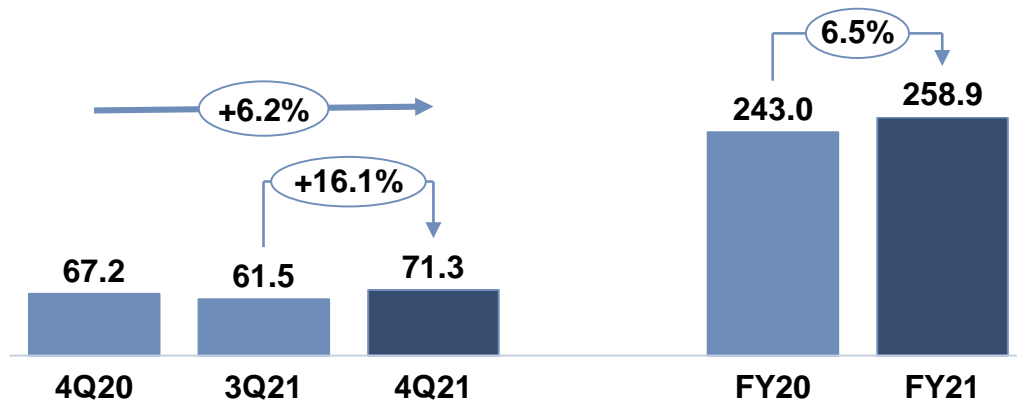
FY21 characterised by costs directly related to the strong acceleration of the business in the “new normal world”

## Operating costs, mln

The yearly increase is mainly linked to costs **related to the growth of the business, primarily related to:**

- **FAM**, as it is preparing to further increase the efficiency of the value chain
- **Marketing expenses** (mainly related to UK, not fully in place in FY20)

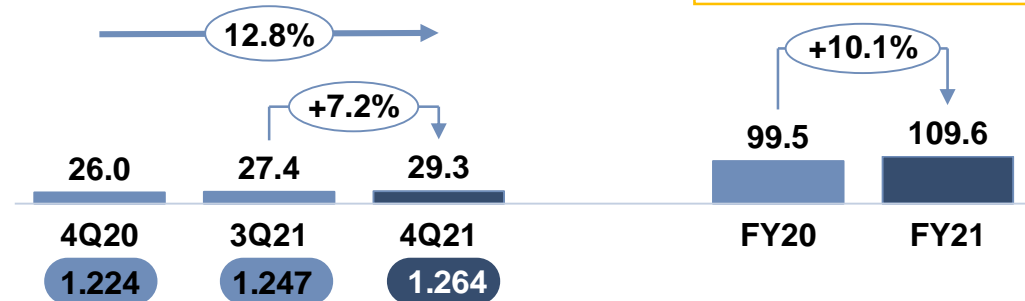
**Net of these items, 2021<sup>(1)</sup>: +4.4% y/y**



## Staff expenses and FTE, mln

FTE #

**2021<sup>(1)</sup>: +6.5% y/y**



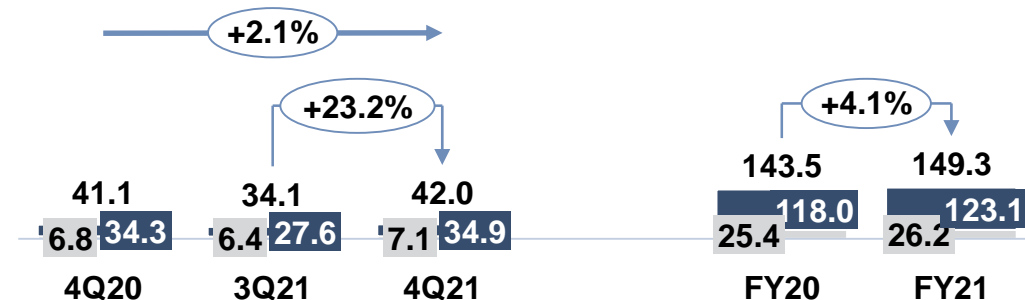
2021 FAM costs up by 3.6 mln y/y as it is preparing to further increase the efficiency of the Investing value chain

## Non HR Costs, mln

Other administrative expenses

Write-downs/back & depreciation

**2021<sup>(1)</sup>: +2.9% y/y**

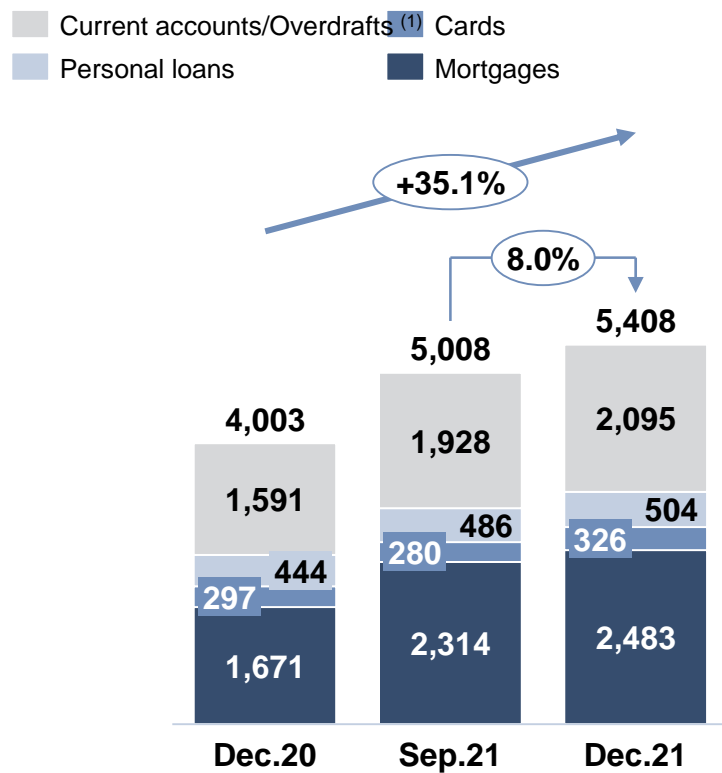


<sup>(1)</sup> Excluding costs strictly related to the growth of the business in 2021, mainly:

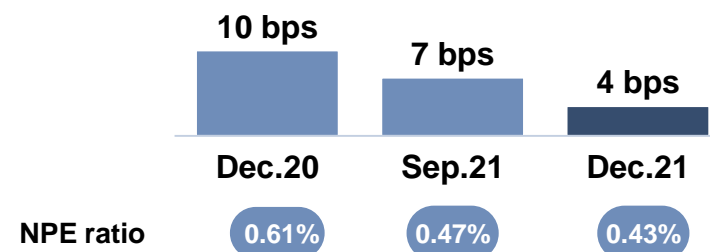
- **Operating costs**, FAM (-4.2 mln y/y, o/w -3.6 mln y/y related to Staff Expenses and -0.6 mln y/y related to Non-HR Costs) and marketing related to UK (-1.1 mln y/y).

# Continued focus on high quality of lending

## Commercial Loans Portfolio, eop mln



## Cost of risk on commercial loans (2)



- **Cost of Risk well under control** thanks to the constant improvement in the quality of credit, which is mainly secured and low risk
- **The Bank's strategy aims to build a low risk, high quality lending portfolio**, offering these products exclusively to our very well known base of clients and leveraging our strong internal IT culture
- **NPE at 23.6 mln with a coverage ratio at 82%, NPE ratio at 0.43%**
- **LLP equal to 1.7 mln in 2021 (3.3 mln in 2020)**
- Fewer than 300 mortgage moratoria have been granted, of which only fewer than 15 are active

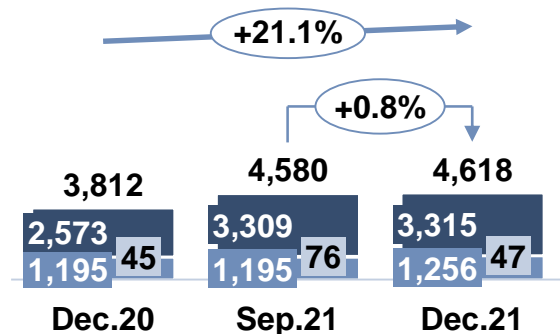
(1) Current accounts/overdrafts include Lombard Loans

(2) Cost of Risk: commercial LLP for last 12 months on average commercial loans for last 12 months. Pro-forma figures excluding a non-recurring write-back.

# Capital Ratios

## RWA, mln

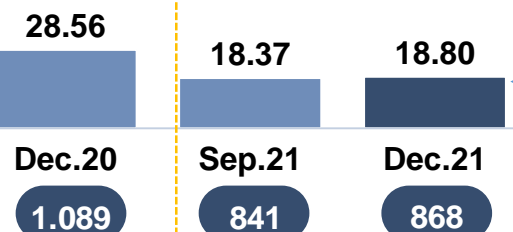
■ Credit ■ Market ■ Operational



## CET1 Ratio, %

● CET1 capital, mln

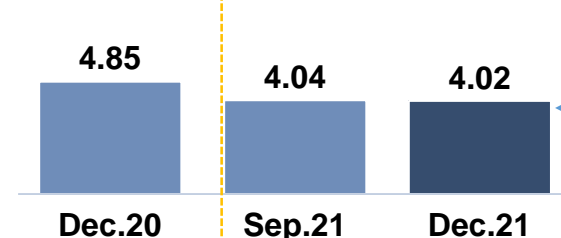
Before 2019-2020 dividend payment



Assuming dividend proposal of €0.39 per share

## Leverage Ratio, %

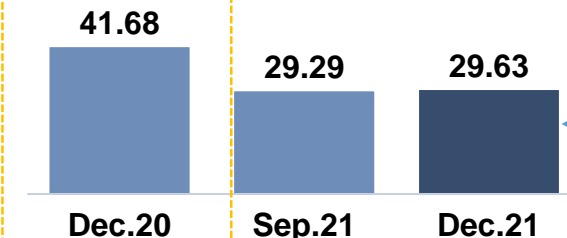
Before 2019-2020 dividend payment



3.84% w/o temporarily excluding exposures towards Central Banks from the total LR exposures (according to Article 429a – CRR) <sup>(1)</sup>

## Total Capital Ratio, %

Before 2019-2020 dividend payment

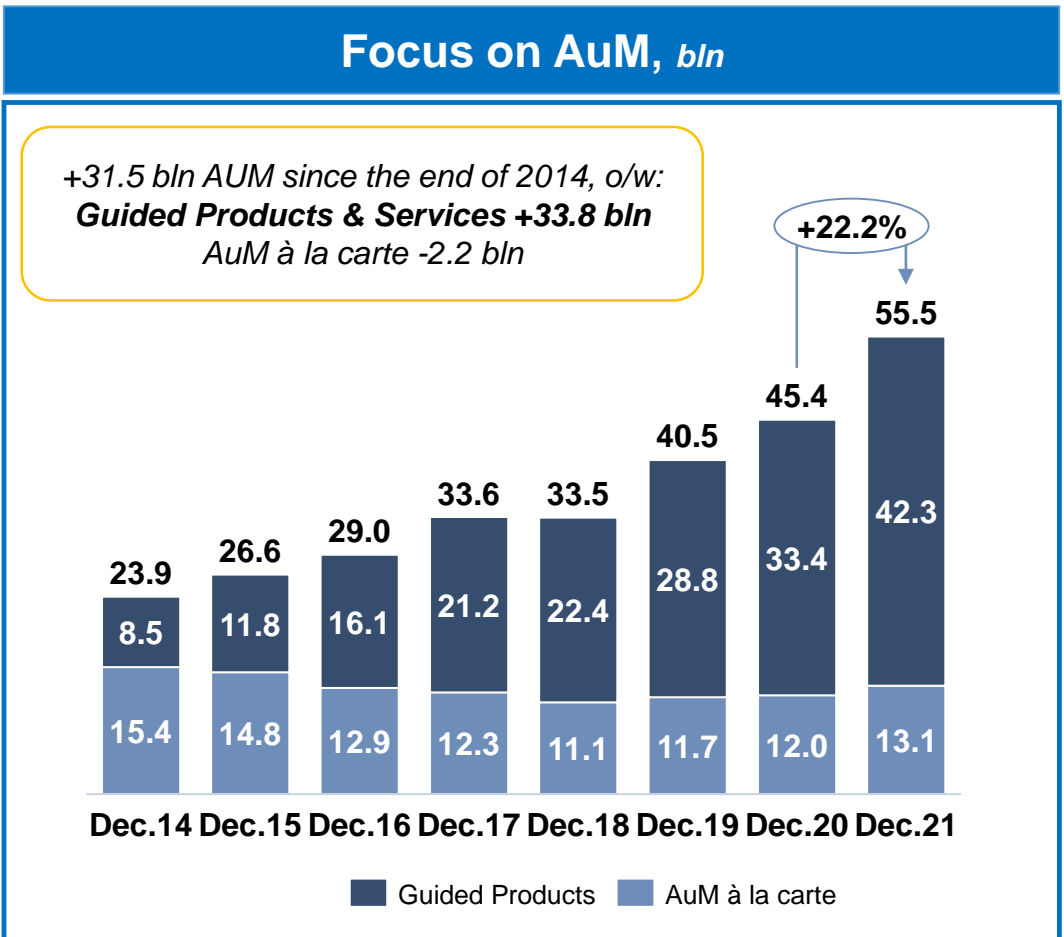
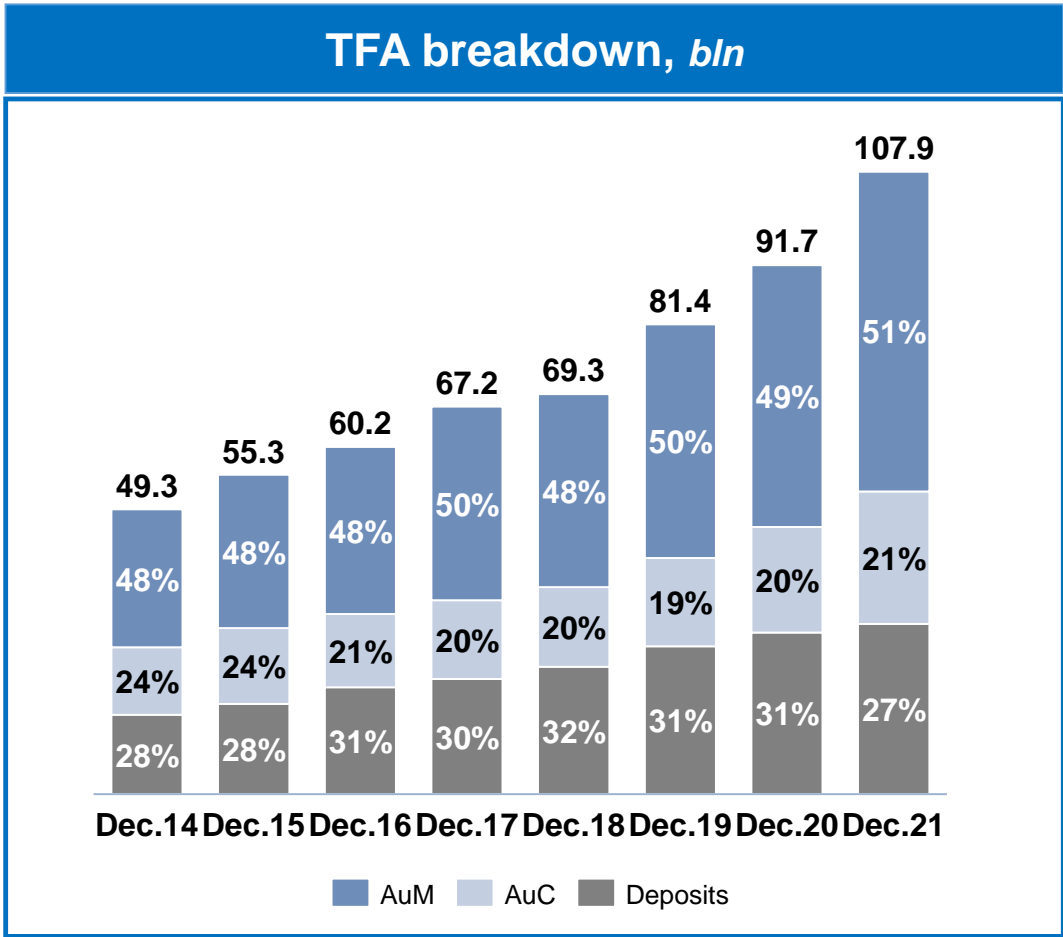


Assuming dividend proposal of €0.39 per share

<sup>(1)</sup> Following declarations by ECB (18 June 2021) and Bank of Italy (30 June 2021) temporarily allowing banks, until March 2022, to exclude central bank exposures from their leverage ratio in exceptional macroeconomic circumstances

# Breakdown of Total TFA

Successful shift towards high added value products thanks to strong productivity of the network

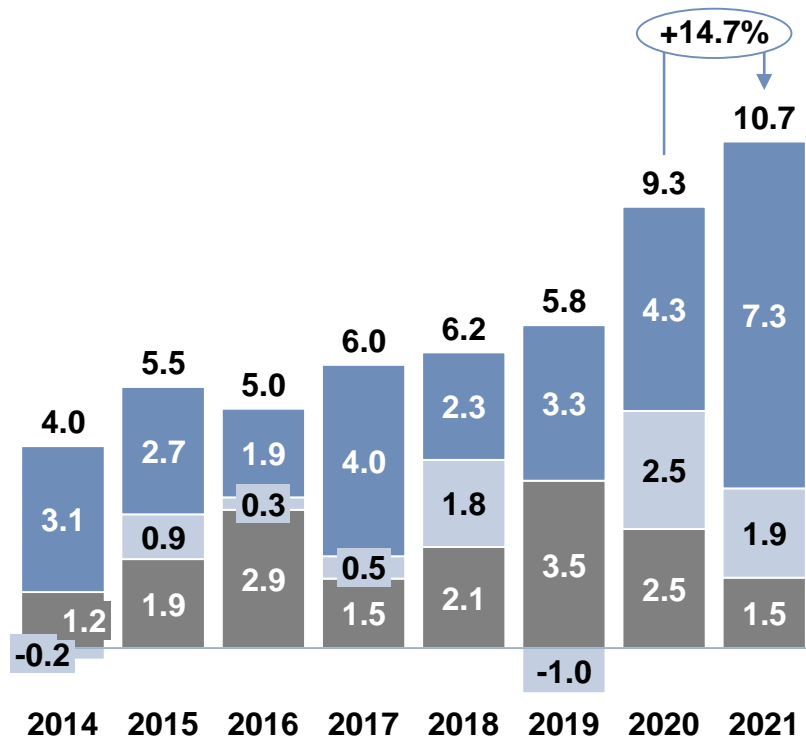


AuC and Deposits under advisory have been reclassified within AuM in order to have a better representation of the advisory nature of Advice and Plus services

# Net sales breakdown

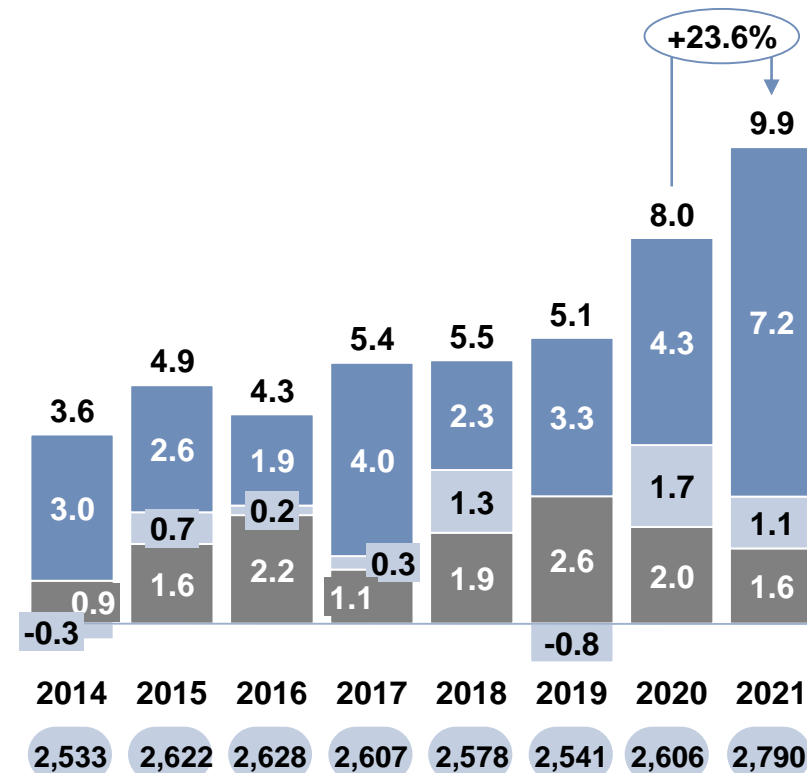
High quality net sales growth with a better mix, on the back of structural trends thanks to our diversified business model

## Breakdown of Bank Total Net Sales, bln



AuM AuC Deposits

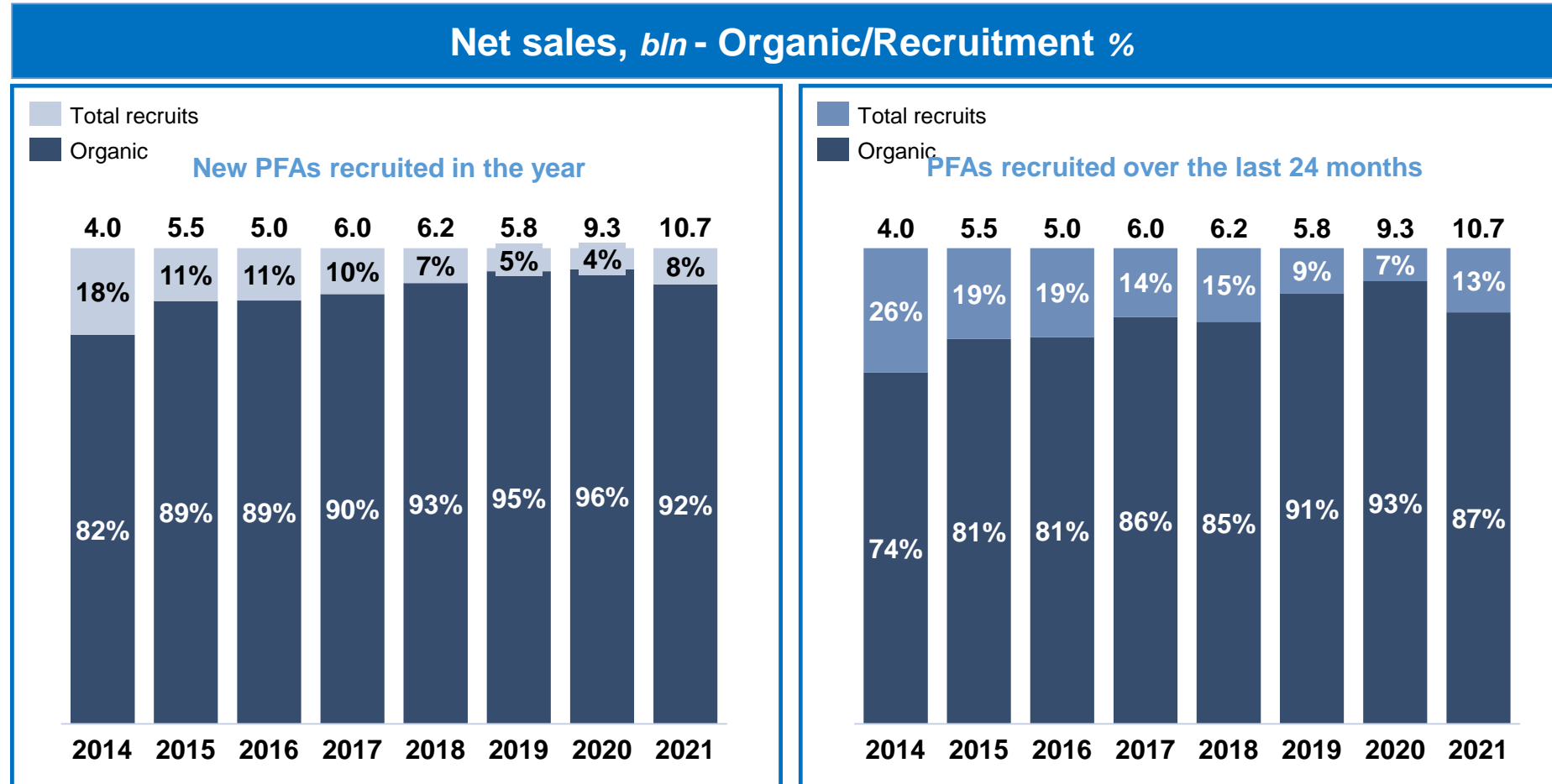
## PFA Network – Total Net Sales, bln



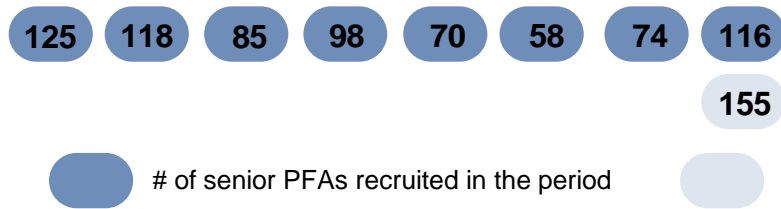
PFA Network - Headcount

# Organic growth

The structure of recruiting is changing: more interest in the quality of the business model by PFAs



**Recruitment costs**  
(to be amortised)  
**stock 36.3 mln**  
at Dec. 21



- No change in recruiting policy
- Increase in the spontaneous interest to join Fineco, which emerged as the perfect partner for professionals looking to grow in a sustainable way

# Agenda

---

- ☐ Approval of the FinecoBank S.p.A. 2021 year-end financial statements and presentation of the consolidated financial statements
- ✓ **Allocation of FinecoBank S.p.A. 2021 net profit of the year**
- ☐ Resolutions to be passed (items 1 and 2 of the Agenda)
- ☐ Disclosure Requirements

# Allocation of FinecoBank 2021 net profit of the year

---

On 15 March 2022, the Board of Directors approved the Bank's draft financial statements for the year ended 31 December 2021 and the accompanying report on operations, which showed a **profit for the year of €368,600,823.06**, which the Board of Directors proposed to allocate as follows:

- **a dividend per share of €0.39 for a total of €237,946,745.40** to the 610,119,860 ordinary shares with a par value of €0.33, constituting the share capital, including 220,090 shares relating to the capital increase to support the employee incentive scheme approved by the Board of Directors on 9 February 2022;
- **€14,525.94 to the Legal Reserve**, equal to 0.004% of the profit for the year, due to the reserve having reached one fifth of the share capital;
- **€130,639,551.72 to the Extraordinary Reserve.**

If the above proposal is approved, the payment of the dividend in the above amount, in accordance with the provisions of law, will be made as follows:

- Coupon detachment: 23 May 2022
- Record date: 24 May 2022
- Payment: 25 May 2022

The Board of Directors specifies that the amount of dividends not distributed in respect of treasury shares held by the Bank on the record date will be transferred to the Extraordinary Reserve.

# Allocation of FinecoBank 2021 net profit of the year

---

Please note that, pursuant to Article 6, paragraph 1, letter a) of Legislative Decree No. 38/2005, a part of the profits for the year corresponding to the capital gains recognised in the income statement, net of the related tax expense and other than those relating to financial trading instruments and to foreign exchange and hedging transactions, resulting from the application of the fair value or equity criteria, must be recognised in a non-distributable reserve. **This reserve will be released and allocated to the Extraordinary Reserve in the amount of €4,152,690.75**, corresponding to the change in capital gains, including gains from realisation, recognised in 2021.

The financial statements will show the amount of the negative reserve that includes the losses recognised in the income statement for 2021 as a result of the equity valuation of Hi-MTF Sim S.p.A., subject to significant influence, for an amount of €26,497.

With regard to the tax realignment of goodwill, the 2021 Stability Law expressly established that the tax realignment provisions of Article 110 of Decree Law 104 of 2020 with respect to business assets can also be applied to the goodwill and other intangible assets reported in the financial statements at 31 December 2019. In this respect, the Board of Directors, in its meeting of 10 June 2021, resolved to realign the tax values of the goodwill reported in FinecoBank's financial statements at 31 December 2019, and still present at 31 December 2020, for a total amount of €89,024,644. As a result of the aforementioned realignment, **a taxability restriction on the Extraordinary Reserve in the event of distribution was recognised for €86,353,904.83**, equal to the amount of the realigned goodwill net of the substitute tax paid.

# Agenda

---

- ☐ Approval of the FinecoBank S.p.A. 2021 year-end financial statements and presentation of the consolidated financial statements
- ☐ Allocation of FinecoBank S.p.A. 2021 net profit of the year
- ☒ **Resolutions to be passed (items 1 and 2 of the Agenda)**
- ☐ Disclosure Requirements

# Item 1 on the agenda of the ordinary session

## Approval of the FinecoBank S.p.A. 2021 year-end financial statements

**Shareholders are asked to approve the Financial Statements of FinecoBank S.p.A. for the year 2021** as presented by the Board of Directors in full and all the results presented.

The financial statements are comprised of the balance sheet, the income statement, the statement of comprehensive income, the statement of changes in shareholders' equity, the cash flow statement, the notes to the financial statements and the report on operations, for which reference has been made to the consolidated report on operations, which contains the reclassified financial statements and comments on the Bank's results for the year.

In addition, the Financial Statements contain:

- The certification of the financial statements pursuant to Article 81-ter of Consob Regulation no. 11971 of 14 May 1999 as amended;
- the Report of the Board of Statutory Auditors, pursuant to Article 153 of Legislative Decree no. 58 of 24 February 1998;
- the Report of the External Auditors pursuant to Article 14 Legislative Decree no. 39 of 27 January 2010 and Article 10 of Regulation (EU) no. 537/2014

# Item 2 on the agenda of the ordinary session

## Allocation of the 2021 result of FinecoBank S.p.A.

**Shareholders are invited to adopt the following resolution**, having regard to the decisions taken by the Board of Directors on 15 March 2022:

- pay a **dividend per share of €0.39 for a total of €237,946,745.40** to the 610,119,860 ordinary shares with a par value of €0.33, constituting the share capital, including 220,090 shares relating to the capital increase to support the employee incentive scheme approved by the Board of Directors on 9 February 2022;
- allocate **€14,525.94 to the Legal Reserve**, equal to 0.004% of the profit for the year, due to the reserve having reached one fifth of the share capital;
- allocate **€130,639,551.72 to the Extraordinary Reserve**.

The Board of Directors specifies that the portion of dividends not distributed in respect of treasury shares held by the Bank at the record date will be transferred to the Extraordinary Reserve and the amount of the negative reserve that includes the losses recognised in the income statement for 2021 as a result of the equity valuation of Hi-MTF Sim S.p.A., subject to significant influence, for an amount of €26,497, will be reported in the financial statements.

# Agenda

---

- ☐ Approval of the FinecoBank S.p.A. 2021 year-end financial statements and presentation of the consolidated financial statements
- ☐ Allocation of FinecoBank S.p.A. 2021 net profit of the year
- ☐ Resolutions to be passed (items 1 and 2 of the Agenda)
- ☒ **Disclosure Requirements**

# Disclosure requirements for companies awarded engagements to audit financial statements

The information in relation to the disclosure requirements imposed by CONSOB in its Communication no. 96003558 of 18 April 1996 for companies awarded the engagement to audit financial statements, is provided below.

The Shareholders' Meeting held on 16 April 2013 approved the reasoned proposal, presented by the Board of Statutory Auditors, to award the engagement to the company Deloitte & Touche S.p.A., for the period 2013-2021, for the audit the annual financial statements, including verifying that the accounts are properly kept and that the operating events are correctly recorded in the accounting records, the limited audit of the half-yearly financial statements and the checks for the signing of the bank's tax returns, and the related fees on the basis of the hourly rates set at the time of the engagement and updated in accordance with the ISTAT (Italian statistics institute) data. Given that the Bank has been presenting consolidated financial statements since the year 2017, the engagement also includes the audit of the consolidated financial statements and the limited audit of the half-yearly consolidated financial statements.

The annual expenditure for the year 2021 (net of out-of-pocket expenses, Consob supervisory contribution and VAT) amounted to a total of €210,923, corresponding to 3,026 working hours, of which:

- audit of the financial statements at 31 December 2021, including checks during the year: fees of €140,128 for 1,995 hours worked;
- audit of the consolidated financial statements at 31 December 2021: fees of €6,187 for 95 hours worked;
- Verifications of compliance of the financial statements and the consolidated financial statements with the provisions of Delegated Regulation (EU) 2019/815: fees of €17,500 for 280 hours of work
- limited audit of the condensed half-yearly financial statements at 30 June 2021: fees of €40,683 for 560 hours worked;
- checks for the signing of tax returns in the year 2021: fees of €6,425 for 96 hours worked.

# Disclosure requirements for companies awarded engagements to audit financial statements

---

Lastly, please note that the External Auditors have requested an adjustment of the fees for the year 2021 as a result of the additional activities relating to the verifications of the compliance of the financial statements and the consolidated financial statements with the provisions of Delegated Regulation (EU) 2019/815 (ESEF Regulation).

The adjustment has been quantified as an increase of €17,500 plus expenses, already included in the breakdown above.



## Agenda Items 3-7

---

Shareholders' Meeting, Ordinary Session  
Milan, 28 April 2022

# Agenda

---

---

3. 2022 Report on Remuneration Policy.

---

4. 2021 Remuneration Report.

---

5. 2022 Incentive System for Identified Staff.

---

6. 2022 Incentive System for Personal Financial Advisors classified as “Identified Staff”.

---

7. Authorisation for the purchase and disposal of treasury shares for the 2022 PFA System.

---

Related and consequent resolutions

# AGENDA ITEMS 3 & 4

---

- 3. 2022 Report on Remuneration Policy.
- 4. 2021 Remuneration Report.

## Structure

---

**The 2022 Remuneration policy and report of the FinecoBank Group (Report)** sets out the principles for the definition of the remuneration systems.

The Fineco Group's **approach** to remuneration, in line with the regulations and best market practice, ensures a link to business strategies, long-term shareholder interests, prudent risk management and performance.

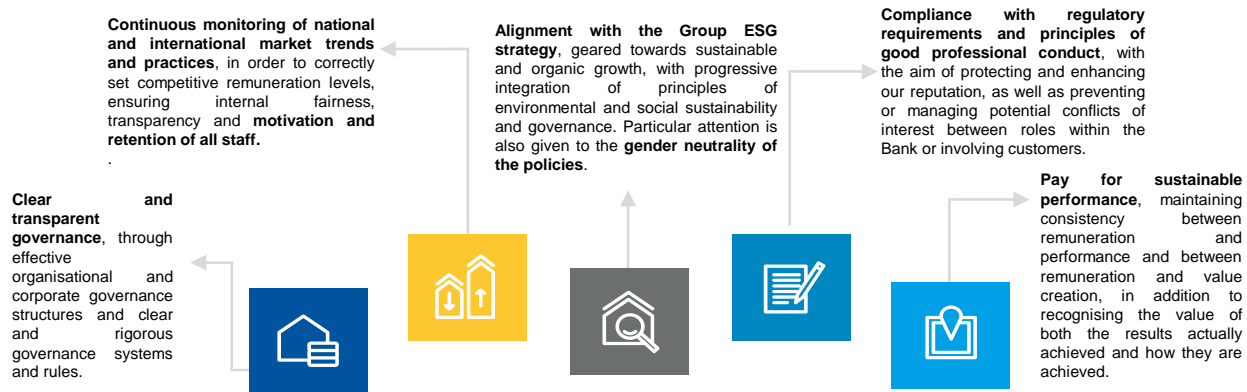
- The document consists of an **Executive Summary** , which summarises the elements of the remuneration approach adopted for 2022 and the main results for 2021, highlighting the data on the variable and fixed remuneration of the CEO and General Manager. Once again this year – in accordance with widespread market practice – the section is preceded by the **Letter from the Chairman of the Remuneration Committee to Shareholders**.
- This is followed by two separate sections, in accordance with Article 123-ter Consolidated Finance Act on which a separate vote will be cast:
  - **Section I - 2022 Report on Remuneration Policy (binding vote)**
  - **Section II - 2021 Remuneration Report (advisory non-binding vote)**
- The data subject to public disclosure pursuant to Article 450 of Reg. (EC) no. 575/2013 and Article 114-bis of the Consolidated Finance Act on remuneration plans based on financial instruments is presented in specific Annexes to the Report.

## Section I – 2022 Report on Remuneration Policy

**Section I - 2022 Report on Remuneration Policy** sets out the **Principles** for the definition of remuneration systems consistent with the company values and objectives, including sustainable finance (ESG) principles, with long-term strategies linked to company results and with prudent risk management policies, in the interest of all stakeholders.

Section I then sets out the Remuneration **Structure** for Employees and Personal Financial Advisors, with a detailed description of the items making up the remuneration, the ratio of fixed to variable remuneration, and the process of identification for the “Identified Staff”, the 2022 **Incentive Systems**, with a focus on the 2022 scorecard for the CEO, and the 2021-2023 **Long-Term Incentive (LTI) Share Plan** for Employees.

The key principles of the 2022 Remuneration Policy are detailed below:



## Section II - 2021 Remuneration report

**Section II - 2021 Remuneration Report** prepared in accordance with Article 123-ter “Consolidated Finance Act” provides a description of the **remuneration practices** and the results of the implementation of FinecoBank’s Incentive Systems and presents the **remuneration data** with particular regard to the members of the Corporate Bodies, Employees and Personal Financial Advisors classified as Identified Staff, highlighting the consistency with the business strategy, the company performance and the sound risk management policy.

The subjects covered in this section are:

- The main results for the year 2021 and the determination of the bonus pool following the achievement of the entry conditions.
- The description of the role of the Remuneration Committee and the Compliance, Risk Management and Internal Audit Functions in defining and implementing the 2021 remuneration systems.
- The details of the **implementation of the 2021 Incentive Systems** and Incentive Systems from previous years for Employees and Personal Financial Advisors classified as Identified Staff.
- The remuneration and performance structure for the CEO/GM for the year 2021
- The remuneration approved for members of the Board of Directors and Control Bodies.
- Disclosures of remuneration paid pursuant to Article 84-*quater* of the Issuers’ Regulation in table form.

Pursuant to Article 123-ter of the Consolidated Finance Act, the Shareholders’ Meeting is called upon to pass a non-binding resolution on Section II.

## Annexes to the Report

---

---

### Annex I

**Disclosures under Article 450 of Regulation (EU) No. 575/2013 and Implementing Regulation (EU) No. 637/2021**

**Qualitative** disclosures with a description of the main elements of the remuneration policy and how they are implemented.

---

**Quantitative** disclosures with data on the remuneration paid to the Board of Directors, Board of Statutory Auditors and other employees classified as identified staff, and deferred remuneration.

---

### Annex II

**Remuneration plans based on financial instruments for Finecobank employees**

Description of the 2021 Plans and of the Plans in execution in 2021 based on financial instruments, in accordance with the provisions of Article 114-*bis* of Legislative Decree No. 58/1998 and the Issuers' Regulation issued by Consob with resolution No. 11971 of 14 May 1999.

## New

---

The Remuneration Policy incorporates the changes made to the regulatory framework for Banks (see Circular No. 285 of 2013, 37th update). The regulatory updates and consequent implementations are listed below.

### ❖ **Materiality threshold**

The materiality threshold previously set at €75,000 has been adjusted in application of the new regulatory provisions, according to which no deferral applies if the annual variable remuneration is equal to or less than €50,000 and equal to or less than one third of the total annual remuneration.

### ❖ **Gender neutrality**

The specific section on **gender-neutrality** of the Remuneration Policy incorporates the new regulatory provisions in terms of governance and procedures for calculating the gender pay gap.

### ❖ **Process of identification for identified staff**

The new provisions introduced by Circular No. 285 of 25 November 2021 and the new EU Delegated Regulation 923/2021 on the identification process for personnel whose activities have a significant impact on the Group's risk profile have been **implemented and applied**.

# AGENDA ITEM 5

---

2022 Incentive System for Identified Staff

## Characteristics of the 2022 Incentive System

---

The 2022 Incentive System for Identified Staff, in line with the 2021 System, is characterised by:

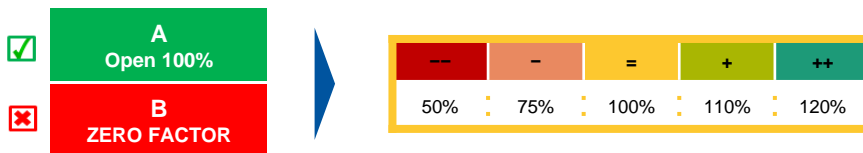
- a **bonus pool** initially determined as a percentage of profit before tax based on budget estimates
- earnings, capital and liquidity **entry and malus conditions**
- specific individual **malus and claw-back conditions**
- **risk weighting** through the **CRO Dashboard**
- a **balanced structure of “immediate” and “deferred” payments** in the form of cash and shares
- a free capital increase

## Entry conditions and risk weighting

The **entry conditions** are listed in the table below:

Fineco Entry Conditions
Net Operating Profit adjusted $\geq 0$ and
Net Profit $\geq 0$ and
CET1 Ratio $>9.6\%$ (2022 RAF Capacity) and
Liquidity Coverage Ratio $>101\%$ (2022 RAF Capacity)
Net Stable Funding Ratio $>101\%$ (2022 RAF Capacity)

As in 2021, the entry conditions operate on the basis of an on/off mechanism. If all the entry conditions are met, the bonus pool may be subject to further adjustment through the **CRO Dashboard** risk weighting mechanism, whose valuation (based on the methodology adopted) acts as a multiplier of the bonus pool.



The additional power of the Remuneration Committee and the Board of Directors, allowing them to increase the bonus pool by up to a further 20% based on actual performance, is also confirmed, while there is no limit to the possibility of reducing the bonus pool.

## Beneficiaries and Payment Schemes

- The total number of beneficiaries of the 2022 System is **22\***, corresponding to the Identified Staff
- As envisaged by the regulations, no deferral will be applied and the amount will be paid entirely in cash to Identified Staff whose annual variable remuneration is equal to or less than **€50,000** and is equal to or less than one third of the total annual remuneration
- The payment schemes are unchanged from 2021:

CEO and GM and other roles provided by law with a significant amount of variable remuneration**	PAYMENT		Upfront	N+1	N+2	N+3	N+4	N+5	Total
		Cash	20%		12%			12%	44%
		Shares		20%		12%	12%	12%	56%
Regulatory roles with low variable remuneration	PAYMENT		Upfront	N+1	N+2	N+3	N+4	N+5	Total
		Cash	25%		10%			10%	45%
		Shares		25%		10%	10%	10%	55%
Identified staff with no "significant" amount of total variable remuneration	PAYMENT		Upfront	N+1	N+2	N+3	N+4	Total	
		Cash	30%			10%	10%	50%	
		Shares		30%	10%	10%		50%	

\* The total number of FinecoBank's Identified Staff 2022 is 23, including the CEO of Fineco Asset Management DAC, beneficiary of the Fineco Asset Management DAC 2022 Incentive System

\*\* Variable remuneration in the year exceeding € 435,000, equal to 25% of the total remuneration of Italian High Earners according to EBA's Benchmarking and High Earners Report. The threshold includes both short-term variable remuneration and the annual pro rata share of long-term variable remuneration and is less than 10 times the average total remuneration of the bank's employees. As required by the regulations (Circular 285/2013), this threshold has been set for the three-year period 2022-2024

# AGENDA ITEM 6

---

6. 2022 Incentive System for Personal Financial Advisors classified as “Identified Staff”

## Characteristics of the 2022 Incentive System

---

The 2022 PFA System – in addition to retaining and incentivising beneficiaries – confirms the alignment with national and international regulatory requirements and has the following key elements:

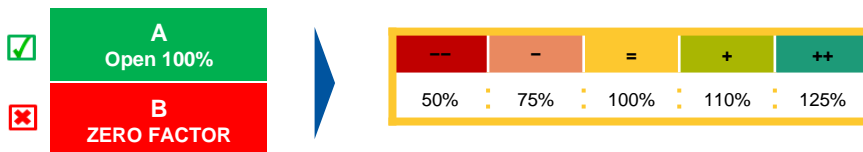
- based on a **bonus pool** initially determined as a percentage of profit before tax based on budget estimates
- subject to earnings, capital and liquidity **entry and malus conditions**
- subject to specific individual conditions of **compliance**, with the **PFA scoring** system and the **claw-back** clause
- **risk-weighted** considering the **CRO Dashboard** assessed according to the defined methodology
- composed of a balanced structure of "immediate" and "deferred" payments in the form of cash and shares that will be purchased on the market

## Entry conditions and risk weighting

The **entry conditions** are listed in the table below:

Fineco Entry Conditions
Net Operating Profit adjusted $\geq 0$ and
Net Profit $\geq 0$ and
CET1 Ratio $>9.6\%$ (2022 RAF Capacity) and
Liquidity Coverage Ratio $>101\%$ (2022 RAF Capacity)
Net Stable Funding Ratio $>101\%$ (2022 RAF Capacity)

As in 2021, the entry conditions operate on the basis of an on/off mechanism. If all the entry conditions are met, the bonus pool may be subject to further adjustment through the **CRO Dashboard** risk weighting mechanism, whose valuation (based on the methodology adopted) acts as a multiplier of the bonus pool.



The additional power of the Remuneration Committee and the Board of Directors, allowing them to increase the bonus pool by up to a further 20% based on actual performance, is also confirmed, while there is no limit to the possibility of reducing the bonus pool.

## Beneficiaries and Payment Schemes

The beneficiaries of the 2022 PFA System are the Personal Financial Advisors classified as Identified Staff, namely:

- Personal Financial Advisors with a total remuneration greater than or equal to €750,000 in the last year
- with regard to PFAs in a managerial role, Managers were identified who coordinate Advisors with total assets greater than or equal to 5% of the total assets attributable to the Network.

The total number of beneficiaries is **15**.

No deferral will be applied and the amount will be paid entirely in cash to PFA Identified Staff whose annual non-recurring remuneration is equal to or less than **€50,000** and is equal to or less than **one third** of the total annual remuneration;

The payment of bonuses includes mechanisms of deferral over several years:

IDENTIFIED STAFF WITH A SIGNIFICANT AMOUNT OF VARIABLE REMUNERATION*	PAYMENT		Upfront	N+1	N+2	N+3	N+4	Total
		Cash	20%	5%	5%	10%	10%	50%
		Shares		20%	15%	15%		50%
OTHER IDENTIFIED STAFF	PAYMENT		Upfront	N+1	N+2	N+3	N+4	Total
		Cash	30%			10%	10%	50%
		Shares		30%	10%	10%		50%

\* Variable remuneration in the year exceeding € 435,000, equal to 25% of the total remuneration of Italian High Earners according to EBA's Benchmarking and High Earners Report. The threshold includes both short-term variable remuneration and the annual pro rata share of long-term variable remuneration and is less than 10 times the average total remuneration of the bank's employees. As required by the regulations (Circular 285/2013), this threshold has been set for the three-year period 2022-2024.

# AGENDA ITEM 7

---

Authorisation for the purchase and disposal of treasury shares for the 2022 PFA System

## Authorisation for the purchase and disposal of treasury shares for the 2022 PFA System

---

To **implement the 2022 Incentive System for the Personal Financial Advisors classified as Identified Staff**, it is necessary to request the Shareholders' Meeting to **issue the authorisation**, pursuant to and in accordance with Article 2357 of the Italian Civil Code, **for the purchase on the market and the disposal of treasury shares**.

The proposal envisages that the Board of Directors be granted the power to carry out repeated and successive purchases and sales (or other acts of disposal) of treasury shares on a revolving basis, also for fractions of the maximum authorised amount, so that, at all times, the amount of shares subject to the proposed purchase and in the ownership of the Company does not exceed the limits set by law and the authorisation from the Shareholders' Meeting.

The request for authorisation concerns a maximum of **260,779 ordinary shares**, equal to **0.04% of the share capital** and, therefore, well below the maximum threshold of 20% envisaged by the applicable regulations.

It is proposed that the purchase authorisation be granted for a period of **18 months** from the date of approval by the Shareholders' Meeting, subject to the authorisations from the Supervisory Authority.

# **Related and consequent resolutions**

---

## Agenda Item 3 – Ordinary Shareholders' Meeting

Shareholders are invited to pass the following resolutions:

*1. to approve – also pursuant to Article 123-ter, paragraphs 3-bis and 3-ter of the Consolidated Finance Act – Section I – The FinecoBank Group's 2022 Report on Remuneration Policy, which sets out the Fineco Group's principles for the definition, implementation and monitoring of the remuneration systems for members of the Board of Directors, the Control Body, employees and personal financial advisors authorised for door-to-door selling, also setting out the procedural conditions for the application of any exemptions to the policy in exceptional circumstances.*

*2. to grant the Chief Executive Officer and General Manager with all the necessary powers to make any and all additions and amendments to the above-mentioned 2022 Report on Remuneration Policy that may be required by the competent supervisory authorities or that may become necessary as a result of changes in the applicable legislative and/or regulatory framework, as well as any amendments that do not alter the substance of the document.*

## **Agenda Item 4 – Ordinary Shareholders' Meeting**

Shareholders are asked to resolve:

*In favour, pursuant to and for the purposes of Article 123-ter, paragraph 6, of the Consolidated Finance Act, on Section II - 2021 Remuneration Report in order to assess the result of the implementation of the remuneration policy and systems, taking into account the details and criteria underlying the remuneration of the identified staff, any exceptions to the policy and the five-year change in the company results, average remuneration and remuneration of the identified staff, considering that the company will provide an explanation, in the "2022 Remuneration Report", of how it took into account the vote cast.*

## Agenda Item 5 – Ordinary Shareholders' Meeting

Shareholders are asked to resolve:

- 1. to adopt the 2022 Incentive System, which provides for the assignment of an incentive, in cash and/or in free ordinary FinecoBank shares, by April 2028, to FinecoBank's Identified Staff under the terms and conditions described above;*
- 2. to grant the Chief Executive Officer and General Manager all the necessary powers to execute this resolution and the documents forming an integral part of it, also by making any amendments and/or additions that may be necessary to implement the resolutions passed by today's Shareholders' Meeting (provided they do not alter the substance of the resolution).*

## Agenda Item 6 – Ordinary Shareholders' Meeting

Shareholders are asked to resolve:

- 1. to adopt the 2022 Incentive System for the Personal Financial Advisors classified as "Identified Staff", which provides for the assignment of an incentive, in cash and/or ordinary FinecoBank shares, by July 2027, in accordance with the terms and procedures described above;*
- 2. to grant the Chief Executive Officer and General Manager all the necessary powers to implement this resolution and the documents forming an integral part of it, also by making any amendments and/or additions that may be necessary to implement the resolutions passed by the Shareholders' Meeting (provided they do not alter the substance of the resolution).*

## Agenda Item 7 – Ordinary Shareholders' Meeting

Shareholders are asked to resolve:

- 1. to authorise the purchase and disposal of up to a maximum of 260,779 treasury shares, with a par value of €0.33 each, to service the 2022 PFA System, in accordance with the terms and conditions described above, it being understood that the share buy-backs may be carried out subject to the required authorisation from the Supervisory Authority, in accordance with Articles 77-78 of Regulation EU No. 575/2013 (CRR) of 26 June 2013 as amended by Regulation 2019/876/EU of 20 May 2019, it being understood that any treasury shares purchased in accordance with this resolution, or in any event held by FinecoBank, that are in excess of those that will be effectively used to service the aforementioned 2022 PFA System or previous incentive systems may also be used for their allocation to service any future incentive plans;*
- 2. to grant the Board of Directors and, on its behalf, the CEO and General Manager, all the necessary powers to implement this resolution and make the disclosure to the market, in accordance with the applicable regulations.*



# Agenda Items 1 and 2

---

Shareholders' Meeting, Extraordinary  
Session  
Milan, 28 April 2022

# Agenda

---

---

1. Delega di aumento di capitale al servizio del Sistema Incentivante 2022

---

2. Delega di aumento di capitale al servizio del Sistema Incentivante 2021

---

**Deliberazioni inerenti e conseguenti**

# Agenda Item 1

1. Authority for capital increase to service the 2022 Incentive System

# Authority for capital increase to service the 2022 Incentive System

---

With regard to item 1 on the Agenda, please note the following:

- On 18 January 2022, the Board of Directors, taking into account the positive opinion provided by the Remuneration Committee, resolved to submit to the Shareholders' Meeting the 2022 Incentive System, which has already been approved by today's Shareholders' Meeting in ordinary session.
- The 2022 Incentive System envisages the payment of incentives over a multi-year period (2023-2028) through a balanced structure of immediate and deferred payments, both in cash and in FinecoBank ordinary shares, upon the occurrence of the conditions set out in the plan.
- Given that part of the incentives under the 2022 Incentive System consist of FinecoBank shares, the Shareholders' Meeting in Extraordinary Session is invited to grant authority to the Board of Directors to carry out the free capital increase necessary for the issue of those shares.
- With reference to Article 2443 of the Italian Civil Code, considering the number of beneficiaries and the total number of shares to be awarded, the ordinary capital increase for the 2022 System to be carried out within five years from the date of the shareholders' resolution (i.e. by 2027), will be equal to a maximum nominal amount of €120,976.02 corresponding to a maximum number of 366,594.00 FinecoBank ordinary shares, to be awarded to FinecoBank's personnel. This increase will be carried out using the special reserve, "Reserve connected to the medium/long-term incentive system for FinecoBank Personnel", specifically set up for that purpose.
- The maximum number of shares to be granted to FinecoBank's personnel in execution of the 2022 System is 451,206 including 84,612 shares for the award of the last share tranche scheduled for 2028, for which a proposal for the supplementation of the above-mentioned authority will be submitted to a subsequent Shareholders' Meeting.
- The maximum impact of the 2022 System on FinecoBank's share capital will be approximately 0.07%, assuming that all the free shares are awarded to the employees.

# Agenda Item 2

Authority for capital increase to service the 2021 Incentive System

## Authority for capital increase to service the 2021 Incentive System

---

With regard to item 2 on the Agenda, please note the following:

- the Ordinary Shareholders' Meeting held on 28 April 2021 approved the 2021 Incentive System aimed at awarding an incentive, in cash and/or in free ordinary shares, to be paid to FinecoBank's Key Personnel, over the period 2022-2027, through a balanced structure of "immediate" payments (i.e. made at the time of the performance evaluation) and "deferred" payments.
- During that meeting, the Shareholders resolved, in an extraordinary session, to grant the Board of Directors authority to issue the free ordinary shares necessary to implement the 2021 System.
- Pursuant to Article 2443 of the Italian Civil Code, the authority to the Directors to increase the capital may not be granted for a period of more than five years from the date of registration of the related shareholders' resolution (i.e. until 2026). Therefore, at the time of the above-mentioned resolution, the shareholders were asked to submit a proposal to a subsequent Shareholders' Meeting to grant a further authority for the award of the last tranche of shares to be carried out in 2027, in accordance with the provisions of the 2021 System.
- In light of the above, it is proposed that today's Shareholders' Meeting grant the Board of Directors an authority, exercisable in 2027, to increase the share capital by a maximum of 108,095 ordinary shares, corresponding to a maximum of €35,671.35 calculated on the basis of the unit par value of the FinecoBank shares of €0.33, making the consequent amendments to the Articles of Association.
- The above-mentioned capital increase will be carried out using the special reserve, "Reserve connected to the medium/long-term incentive system for FinecoBank Personnel", specifically set up for that purpose, which, where necessary, may be increased through the allocation of the part of the profits or available statutory reserves formed following the allocation of the Company's profits to be identified by the Board of Directors when it exercises the authority.

# Related and consequent resolutions

## Agenda items 1 and 2 - Extraordinary General Meeting

---

Shareholders are invited to pass the following resolutions:

1. *to grant the Board of Directors, pursuant to Article 2443 of the Italian Civil Code, the authority to approve a free share capital increase, in 2027, pursuant to Article 2349 of the Italian Civil Code, for a maximum amount of €35,671.35 corresponding to a maximum number of 108,095 ordinary FinecoBank shares, with a par value of €0.33 per share, having the same characteristics as the outstanding shares and regular dividend entitlement, to be awarded to FinecoBank's Key Personnel, in order to complete the execution of the 2021 System approved by the Ordinary Shareholders' Meeting of 28 April 2021. This capital increase will be carried out using the special "Reserve connected to the medium/long-term incentive system for FinecoBank Personnel", which, where necessary, may be increased through the allocation of the part of the profits or the available statutory reserves formed following the allocation of the Company's profits to be identified by the Board of Directors when it exercises the authority;*

2. *to amend, following the resolution in point 1. above, paragraph 18 of Article 5 of the Articles of Association to the following new wording:*

*"The Board of Directors may, in accordance with Article 2443 of the Italian Civil Code, to increase the share capital free of charge, under Article 2349 of the Italian Civil Code, also on several occasions and for a maximum period of five years i) from the shareholders' resolution of 28 April 2021, for a maximum amount of €143,131.89, to be allocated entirely to capital, with the issuance of a maximum of 433,733 new ordinary FinecoBank shares, and ii) from the shareholders' resolution of 28 April 2022 for a maximum amount of €35,671.35 with the issue of a maximum of 108,095 new ordinary FinecoBank shares; with full allocation to capital at €0.33 per share, equal to the unit nominal value of each share, with the same characteristics as those in circulation and with regular dividends, to be allocated to the Key Personnel of FinecoBank for the purposes of the 2021 Incentive System".*

## Agenda items 1 and 2 - Extraordinary General Meeting

---

(continued)

3. to grant the Board of Directors, pursuant to Article 2443 of the Italian Civil Code, the power to pass a resolution - also on several occasions and for a maximum period of five years from the date of the shareholders' resolution - on a free share capital increase, pursuant to Article 2349 of the Italian Civil Code, for a maximum of €120,976.02 (to be allocated entirely to share capital) through the issue of up to 366,594 new ordinary FinecoBank shares with a par value of €0.33 each, with the same characteristics as those in circulation and regular dividend entitlement, to be assigned to FinecoBank's Key Personnel in execution of the 2022 System approved by today's ordinary Shareholders' Meeting. This capital increase will be carried out using the special "Reserve connected to the medium/long-term incentive system for FinecoBank Personnel", which, where necessary, may be increased through the allocation of the part of the profits or the available statutory reserves formed following the allocation of the Company's profits to be identified by the Board of Directors when it exercises the authority;

4. following the resolution passed in accordance with point 3 above, to introduce a new paragraph 20 into Article 5 of the Articles of Association with the following wording:

"The Board of Directors may, in accordance with Article 2443 of the Italian Civil Code, authorise, on multiple occasions for a period of up to five years from the date of the Meeting resolution on 28 April 2022, a free increase of share capital, in accordance with Article 2349 of the Italian Civil Code, for a maximum of €120,976.02 (to be allocated entirely to share capital) through the issue of up to 366,594 new ordinary FinecoBank shares with a par value of €0.33 each, with the same characteristics as those in circulation and regular dividend entitlement, to be assigned to FinecoBank's Key Personnel in execution of the 2022 Incentive System".

## Agenda items 1 and 2 - Extraordinary General Meeting

---

(continued)

5. *to grant the Board of Directors all necessary powers relating to the issue of new shares*

6. *to grant the CEO and General Manager all the necessary powers to:*

*(i) implement the above resolutions under the terms and conditions of the laws and regulations in force;*

*(ii) accept or introduce into those resolutions any amendments (provided that they do not alter the substance of the resolutions already passed) as necessary to fully meet the requirements for registration of the resolution in the Companies Register;*

*(iii) arrange for the legal filing and registration, with an advance declaration of approval and ratification;*

*(iv) make the consequent amendments to Article 5 of the Articles of Association, as per the above resolution".*

ORDINARY AND EXTRAORDINARY  
SHAREHOLDERS' MEETING

# DIRECTORS' REPORT

This is an English translation of the original Italian document.  
The original version in Italian takes precedence.

**FINECO**

**ORDINARY SHAREHOLDERS' MEETING**

**DIRECTORS' REPORT**

**APPROVAL OF THE FINECOBANK S.P.A. 2021 YEAR-END FINANCIAL STATEMENTS  
AND PRESENTATION OF THE CONSOLIDATED FINANCIAL STATEMENTS.**

**ALLOCATION OF FINECOBANK S.P.A. 2021 NET PROFIT OF THE YEAR.**

Dear Shareholders,

We have called this Ordinary meeting to resolve, inter alia, on the approval of the 2021 year-end Financial Statements and the allocation of the net profit for the year 2021 of FinecoBank S.p.A. (the “Company” or “FinecoBank”).

In connection with the above, the proposals submitted for your approval are described below.

**1. APPROVAL OF THE 2021 YEAR-END FINANCIAL STATEMENTS AND ALLOCATION OF  
FINECOBANK S.P.A. 2021 NET PROFIT OF THE YEAR**

We submit for your approval the Financial Statements 2021 of the Parent Company FinecoBank, in all of its parts and findings, and the proposed allocation of the net profit for the year 2021, which amounts to Euro 368,600,823.06, as follows:

- (i) a dividend per share of Euro 0.39, for a total of Euro 237,946,745.40 to the 610,119,860 ordinary shares with a par value of Euro 0.33, making up the share capital and including 220,090 shares resulting from the share capital increase in support of the incentive systems for employees approved by the Board of Directors on February 9<sup>th</sup>, 2022;
- (ii) Euro 14,525.94 to the Legal Reserve, corresponding to 0.004% of the profit for the year, having reached the limit of one-fifth of the share capital;
- (iii) Euro 130,639,551.72 to the Extraordinary Reserve.

The dividend will be paid, in accordance with applicable laws, on May 25<sup>th</sup>, 2022 with an “ex-dividend” date on May 23<sup>rd</sup>, 2022. Pursuant to Art. 83-terdecies of Legislative Decree no. 58 of February 24<sup>th</sup>, 1998 (“Consolidated Law on Finance”), those who are shareholders on the basis of the accounting records at the end of the accounting day of May 24<sup>th</sup>, 2022 (“record date”) will therefore be entitled to receive the dividend.

The Board of Directors clarifies that the portion of undistributed dividends with respect to the treasury shares held by the Bank at the abovementioned record date, will be transferred to the Extraordinary Reserve.

Please note that, pursuant to Article 6, paragraph 1, letter a) of Legislative Decree 38/2005, a portion of net profit corresponding to capital gains recognised in the income statement, net of the related tax charge

and other than the net income from trading financial instruments and foreign exchange and hedging transactions, arising from application of the *fair value* or shareholders' equity criteria, must be recorded in an unavailable reserve. This reserve will be released and allocated to the Extraordinary Reserve for an amount of Euro 4,152,690.75, corresponding to the change of capital gains, also following realization, recognized in the year 2021.

It should be noted that accounting evidence will be provided of the amount of the negative reserve which includes the losses recognized in the income statement for the year 2021 as a result of the shareholders' equity criteria in the evaluation of the company Hi-MTF Sim S.p.A., subject to significant influence, for an amount of Euro 26,497.

With reference to the fiscal realignment of goodwill, please note that the 2021 Stability Law expressly acknowledged the possibility of also applying to goodwill and other intangible assets reported in the financial statements as at 31 December 2019 the tax realignment provisions provided for by Article 110 of Decree-Law No. 104 of 2020 with respect to business assets. In this regard, the Board of Directors in its meeting held on June 10<sup>th</sup>, 2021 approved the fiscal realignment of goodwill recorded in the financial statements of FinecoBank at 31 December 2019 and still present as at 31 December 2020 for a total amount of Euro 89,024,644. Following the aforementioned realignment, a taxability restriction on the Extraordinary Reserve in the event of distribution was recognised for Euro 86,353,904.83, equal to the amount of the realigned goodwill net of the substitute tax paid.

The documentation referred to in art. 154-*ter* of the TUF will be made available to the public at least twenty-one days before the date of the Shareholders' Meeting in single call (i.e. by 6 April 2022).

## **2. RESOLUTIONS PROPOSED TO THE ORDINARY SHAREHOLDERS' MEETING**

Dear Shareholders,

if you agree with the contents shown in this report, we invite you to adopt the following resolution:

1. to approve the FinecoBank S.p.A. Financial Statements for the year 2021, in all of its parts and findings;
2. to approve the allocation of the net profit for the year of Euro 368,600,823.06, as follows: (i) a dividend per share of Euro 0.39, corresponding to total Euro 237,946,745.40 to the 610,119,860 ordinary shares with a par value Euro 0.33 each, making up the share capital and including 220,090 shares resulting from the share capital increase in support of the incentive systems for employees approved by the Board of Directors on February 9<sup>th</sup>, 2022; (ii) Euro 14,525.94 to the Legal Reserve, corresponding to 0.004% of the profit for the year, having reached the limit of one-fifth of the share capital; (iii) Euro 130,639,551.72 to the Extraordinary Reserve.

**ORDINARY SHAREHOLDER'S MEETING**

**DIRECTORS' REPORT**

**2022 REMUNERATION POLICY**

Dear Shareholders,

We called you at the Ordinary Shareholders' Meeting to submit to you the proposal for approval of Section I “2022 remuneration policy” – item 3 on the Agenda – of "FinecoBank Group Remuneration policy and report", reported in the attached document which forms an integral part of this Report, prepared in compliance with the provisions of art. 123-ter of Legislative Decree 58/98 (also “**TUF**”) and of Bank of Italy Circular no. 285 of 17 December 2013 on the "*Supervisory Provisions for Banks*" (hereafter, the "**Supervisory Provisions**"). Such provisions require that the ordinary Shareholders' Meeting approves, among other things, Section I – *2022 remuneration policy* for the members of the Board of Directors, members of the Supervisory Board, employees and staff not linked to the company by an employment relationships (in FinecoBank, the financial advisors authorized to offer off-site services), and holds an advisory vote with reference to item 4 on the Ordinary meeting Agenda, on Section II – *2021 remuneration report*. The approval of the compensation policy and incentive systems attests their consistency with respect to prudent risk management and long-term strategies, also providing for a correct balance between the fixed and variable components of the remuneration as required by the applicable regulations and, with regard to the latter, risk weighting systems and mechanisms aimed at ensuring the connection of the remuneration with actual and lasting results.

Therefore, it is proposed that this Shareholders' Meeting approves Section I – *2022 remuneration policy*, which illustrates principles that FinecoBank Group applies to develop, implement and monitor the compensation systems. The proposal was formulated by the Human Resources function, with the contribution, among others, of the Compliance, CRO, CFO and Network Control, Monitoring and Network Services functions, according to the area of expertise.

## **1. 2022 REMUNERATION POLICY**

The fundamentals of the Group's compensation policy, as illustrated in Section I – 2022 remuneration policy are summarized below:

- (a) clear and transparent governance;
- (b) continuous monitoring of market trends and practices and motivation and retention of all staff, with particular focus on talents and mission-critical resources;
- (c) alignment with the Group's ESG strategy;
- (d) compliance with regulatory requirements and principles of good professional conduct;
- (e) pay for sustainable performance;

Furthermore, in line with national and international regulations, the main contents of Section I are:

- (a) performance targets set for the Chief Executive Officer and General Manager for the year 2022, confirming the focus on ESG topics and sustainable development;
- (b) implementation of any applicable regulatory update;
- (c) the ratio between variable remuneration and fixed remuneration. In particular, for employees belonging to business functions, the maximum level of 2:1 - approved by the Fineco Shareholders' Meeting of 5 June 2014 – remains unchanged; for the rest of the staff a maximum ratio of 1:1 is generally applies. The variable remuneration of the Corporate Control Functions Identified Staff cannot exceed one third of the fixed remuneration. The remuneration of the Head of Human Resources and the Manager in charge of the financial statements is predominantly fixed. With regard to Financial Advisors Identified Staff, a ratio of 2:1 applies between the so-called non-recurring remuneration and the recurring remuneration. The adoption of the 2:1 ratio between variable and fixed remuneration has no implications on the Bank's ability to continue to comply with prudential rules and in particular with regard to own funds requirements;
- (d) information on the role and activities of the Remuneration Committee, as well as the role of the Compliance, Internal Audit and Risk Management functions;
- (e) the identification of the 2022 Identified Staff for both employees and Financial Advisors;
- (f) a description of the 2022 Incentive Systems for Identified Staff (employees and Financial Advisors) and modus operandi;

\* \* \*

## **2. RESOLUTIONS SUBMITTED TO THE ORDINARY SHAREHOLDERS' MEETING**

Dear Shareholders,

If you share the contents and the arguments presented in this Report, we invite you to take the following resolutions:

“The Ordinary Shareholder’s Meeting of FinecoBank S.p.A., considering the Directors’ Report drafted according to art. 123-ter of Legislative Decree n. 58/1998 and other applicable regulations,

### **DECIDE**

1. to approve - also pursuant to art. 123-ter, paragraph 3-*bis* and 3-*ter* of TUF – *Section I - 2022 remuneration policy* of FinecoBank Group, that establishes the principles that Fineco Group applies in defining, implementing and monitoring the remuneration systems for the members of the Board of Directors, the members of the Supervisory Board, the employees and Financial Advisors authorized to offer off-site services, as well as the procedural conditions for possible derogations to the policy in case of exceptional circumstances;
2. to grant the Chief Executive Officer and General Manager all the appropriate powers to bring additions and amendments to the aforementioned 2022 Remuneration policy and report, as it might be required by the competent supervisory authorities or as it might be necessary in view of changes in the relevant regulatory/legislative framework, as well as to adopt any adjustment that won’t change the substance of the document.”

**ORDINARY SHAREHOLDER'S MEETING**

**DIRECTORS' REPORT**

**2021 REMUNERATION REPORT**

Dear Shareholders,

We called you at the Ordinary Shareholders' Meeting in order to hold an advisory vote on Section II – “2021 remuneration report” – item 4 on the Agenda – of the "2022 FinecoBank Group Remuneration policy and report" reported in the attached document which forms an integral part of this Report, prepared in compliance with the provisions of art. 123-ter of Legislative Decree 58/98 (also “**TUF**”) and of Bank of Italy Circular no. 285 of 17 December 2013 on the "*Supervisory Provisions for Banks*" (hereafter, the "**Supervisory Provisions**"). Such provisions require that the ordinary Shareholders' Meeting approves, among other things, Section I – *2022 remuneration policy* for the members of the Board of Directors, the members of the Supervisory Board, the employees and staff not linked to the company by an employment relationships (in FinecoBank, the financial advisors authorized to offer off-site services) – item 3 on the Ordinary meeting Agenda – and holds an advisory vote on Section II – *2021 remuneration report*. The approval of the compensation policy and incentive systems attests their consistency with respect to prudent risk management and long-term strategies, also providing for a correct balance between the fixed and variable components of the remuneration as required by the applicable regulations; with regard to the latter, risk weighting systems and mechanisms aimed at ensuring the connection of the remuneration with actual and lasting results.

Therefore, shareholders are invited to hold an advisory vote on the information regarding the implementation of the 2021 FinecoBank Group compensation policy approved by the Shareholders' Meeting on April 28<sup>th</sup> 2021 and included in Section II – *2021 remuneration report*.

## 1. 2021 REMUNERATION REPORT

Section II – 2021 remuneration report, namely for the members of administrative and control bodies and for general managers and in an aggregated form for the executives with strategic responsibilities, provides an adequate representation of each remuneration component, pointing out its consistency with the company's compensation policy in the referred financial year. Moreover Section II analytically explains the remuneration awarded in the referred financial year by the company and by its subsidiaries or controlled companies for any reason and in any form, highlighting the compensation components that are likely to be referred to activities carried out in previous financial years and, as well, highlighting the compensation that has to be awarded in one or more of the following financial years in view of the activities carried out in the referred financial year, possibly stating an estimated value for the components that are not objectively measureable in the referred financial year.

In line with national and international regulations, the main contents of the 2021 remuneration report are:

- (a) a description of the execution of the 2021 Incentive Systems for Identified Staff (employees and Financial Advisors);
- (b) remuneration structure and performance of the Chief Executive Officer and General Manager for the 2021 Financial Year;
- (c) a detailed focus on the execution of previous years' short-term and long-term Incentive Systems for Identified Staff (employees and Financial Advisors), subject to the achievement of the relevant entry conditions;
- (d) a complete disclosure of the data requested by national and international regulators.

According to art. 123-ter, par. 6 of TUF the Shareholders' Meeting is required to hold an advisory vote on the aforementioned Section II. The vote is not binding.

\* \* \*

## 2. RESOLUTION SUBMITTED TO THE ORDINARY SHAREHOLDERS' MEETING

Dear Shareholders,

If you share the contents and the arguments presented in this Report, we invite you to decide:

*"Favorably, pursuant to art. 123-ter, paragraph 6 of TUF, on Section II – 2021 remuneration report in order to assess the results of the execution of the policy and the remuneration systems, with an overview on details and reasons for the remuneration awarded to Identified Staffs, on possible derogations to the policy and on the company's results and the average compensation in the last five years, considering that the company will anyway provide a detailed explanation, in the 2022 remuneration report, on how the vote has affected its practices."*

**ORDINARY SHAREHOLDER'S MEETING**

**DIRECTORS' REPORT  
ON  
2022 INCENTIVE SYSTEM FOR IDENTIFIED STAFF EMPLOYEES**

Dear Shareholders,

We have called you to the Ordinary Shareholders' Meeting to submit for your approval the 2022 Incentive System aimed at granting an incentive, in cash and / or in free ordinary shares, to be paid over a multi-year period to FinecoBank Identified Staff employees, according to the methods described below and subject to the achievement of specific performance targets (hereafter, the "**2022 System**" or "**2022 Incentive System**").

This proposal is prepared in compliance with the provisions of art. 125-ter and art. 114-bis of the Legislative Decree no. 58, 24 February 1998, and also taking into account the implementing rules issued by Consob regarding the allocation of compensation plans based on financial instruments to corporate officers, employees or independent contractors; moreover, in compliance with the aforementioned provisions, the information document pursuant to art. 84-bis of Consob Regulation 11971/99 and subsequent amendments were made available to the public within the terms of the law and to which reference should be made for the detailed description of the Incentive System illustrated in this Report.

The proposal is in line with Fineco's Remuneration Policy, with the provisions issued by Bank of Italy on remuneration and incentive policies and practices<sup>1</sup>, which implement the provisions of the Directive 2013/36/EU (Capital Requirements Directive or CRD IV as modified by Directive 2019/878/UE), as well as the guidelines issued by the EBA (European Banking Authority). In this regard, it should be noted that, in compliance with the aforementioned provisions, the Shareholders' Meeting of FinecoBank has set the ratio between the variable remuneration component and the fixed remuneration component to 2:1 for employees belonging to the business functions, except applying a lower ratio when required by the applicable legislation.

**1. 2022 INCENTIVE SYSTEM FOR IDENTIFIED STAFF EMPLOYEES**

**GOALS**

The 2022 System aims at incentivizing, retaining and motivating the beneficiaries, in compliance with the provisions issued by national and international authorities targeting - in the interest of all stakeholders - remuneration systems that are: aligned with the company's long-term strategies and objectives, linked to company results, risks adjusted in order to meet both capital and liquidity requirements needed to sustain the business and, in any case, designed to avoid incentives that could

---

<sup>1</sup> Circular no. 285 of 2013

drive excessive risk taking behavior for the bank and the system in its whole or lead to violations of the law.

## **BENEFICIARIES**

The following potential beneficiaries of the 2022 System have been classified - in line with the criteria defined by the current regulation - as "**Identified Staff**":

- the Chief Executive Officer and General Manager (CEO/GM), the Deputy General Managers (DGM), the Executive Vice President (EVP), the Senior Vice President (SVP);
- other selected roles (including new hires) identified by applying the quantitative and qualitative criteria established by the regulatory provisions.

The total number of beneficiaries, as of 18 January 2022, is 22<sup>2</sup>.

## **ELEMENTS OF THE 2022 SYSTEM**

Below, the main elements of the 2022 system. In particular:

- (a) in line with the approach adopted in 2021, the 2022 System is based on the concept of "bonus pool" for determining the variable remuneration that will be granted in 2023. The link between profitability, risk and remuneration is guaranteed by directly linking the bonus pool with company results, the cost of capital and the relevant risk profiles as defined in the relevant framework for determining the risk appetite;
- (b) the bonus pool will be defined on the basis of the Fineco's performance and assigned to the Identified Staff according to individual performance;
- (c) the 2022 System - in addition to attract, retain and motivate the beneficiaries - is aligned with both national and international regulatory requirements, providing for:
  - the assignment of a variable incentive that is defined on the basis of the established bonus pool, the evaluation of the individual performance and the internal benchmark for specific roles, as well as consistent with the ratio between the fixed and variable components defined by the ordinary Shareholders' Meeting;
  - the definition of a balanced structure of "upfront" (made at the time of performance evaluation) and "deferred" payments, in cash and shares;
  - payments in shares consistent with the applicable regulatory provisions, which require periods of unavailability on them. In fact, the defined payment structure provides for the allocation of the shares (both "upfront" and "deferred" installments); at the end of a one-year retention period;
  - risk-weighted measures, in order to guarantee long-term sustainability with reference to the Bank's financial position in line with the Authority's indications;
  - entry and malus conditions of capital, liquidity and profitability of FinecoBank, individual compliance conditions and a specific claw-back clause;

---

<sup>2</sup> the overall number of Identified Staff of FinecoBank is 23, including the CEO of Fineco Asset Management DAC, beneficiary of the FAM 2022 Incentive System

- (d) the individual performance assessment is based on the achievement of specific goals that are adequately balanced on both economic-financial factors and non-economic factors (therefore, quantitative and qualitative), considering as well performance goals linked to Risks, Compliance and ESG values and objectives;
- (e) the payment of the total incentive so defined will be executed over a multi-year period (2023 - 2028), as indicated below and on condition that the beneficiaries are in service at the time of each payment<sup>3</sup>:
- in 2023 the first cash installment of the overall incentive ("1<sup>st</sup> tranche"), as well as the first tranche in shares (without prejudice to the retention period) in absence of any individual values/compliance breach, considering also the gravity of any internal/external findings by the competent Functions or Authorities (e.g. Internal Audit, Bank of Italy, Consob and/or analogous local authorities);
  - in the period 2024 - 2028 the residual amount of the total incentive will be delivered in several installments in cash and/or FinecoBank free ordinary shares; each individual tranche will be subject to the application of the Zero Factor related to the year of competence and to the verification of compliance by each beneficiary with the compliance rules and with the principles of conduct and behavior, also considering the seriousness of any internal / external inspections by the competent Functions or Authorities (e.g.. Internal Audit, Bank of Italy, Consob and/or similar local authorities);
- (f) the assessment of "sustainable performance" parameters (entry and malus conditions) and the alignment between risk and remuneration are examined by the Remuneration Committee, as well as by the Risk and Related Parties Committee and defined by the Board of Directors;
- (g) the percentages of cash and shares payments are established according to the category of beneficiaries, as shown in the following table:

	2023	2024	2025	2026	2027	2028
CEO/GM and other roles provided by law with a "significant amount" <sup>4</sup> of total variable remuneration	20% cash	20% shares	12% cash	12% shares	12% shares	12% cash 12% shares
Other roles provided by law <sup>5</sup> with no "significant amount" of total variable remuneration	25% cash	25% shares	10% cash	10% shares	10% shares	10% cash 10% shares
Other identified staff with no "significant amount" of total variable remuneration	30% cash	30% shares	10% shares	10% cash 10% shares	10% cash	-

<sup>3</sup> To be understood as the final vesting of the right to the incentive and not as the actual instalment of the shares at the end of the holding period.

<sup>4</sup> Threshold of Euro 435,000, equal to 25% of the total remuneration of the Italian High Earners according to the EBA report (Benchmarking and High Earners Report). The threshold includes both the short-term variable remuneration and the annual tranche of the long-term variable remuneration, and it is equal to less than 10x the overall average remuneration of the Bank's employees. As required by the regulatory provisions (Circular 285/2013), the threshold has been defined for the three-year period 2022-2024.

<sup>5</sup> Cf. Circular no. 285

- (h) in compliance with the provisions of Circular no. 285, no deferral will be applied and the entire amount will be paid in cash when the annual variable remuneration is equal or less than the minimum threshold (50.000 €) and is equal or less than one third of the total annual remuneration;
- (i) the 2022 System may be applicable to Identified Staff hired from the external market. In the event that new hires are already holders of deferred incentive plans ("buy-out" bonus), the payment scheme offered will reflect the deferment methods defined by the previous employer, in any case in compliance with current legislation;
- (j) the number of shares to be paid in the respective tranches will be defined in 2023 on the basis of the arithmetic mean of the official closing prices of the FinecoBank ordinary shares recorded in the month prior to the Board resolution that evaluates the results achieved in 2022. The maximum estimated shares assignment is equal to no. 451.206 FinecoBank free ordinary shares, representing approximately the 0.07% of Fineco's share capital, including FinecoBank ordinary shares that may eventually be allocated to hiring Identified Staff from the external market and/or for severance payments;
- (k) the FinecoBank free ordinary shares assigned will be freely transferable.

#### **CHANGES TO THE 2022 SYSTEM**

In order to ensure compliance with the current legal and regulatory provisions (including fiscal matter), during the implementation of the 2022 System, it's deemed appropriate to propose delegation of powers to the Chief Executive Officer and General Manager, to make any changes to the 2022 System that do not alter the substance of the resolutions of the Board of Directors and the Shareholders' Meeting, also by resorting to different solutions, which in full compliance with the 2022 System principles, enable the same results to be achieved (i.e. a different percentage distribution of the payments of the different tranches, a different deferral period, a different period of restriction on the sale of the shares, the extension of the 2022 System to other beneficiaries considered equivalent to the Identified Staff, also using trust companies; the use of instruments other than FinecoBank's shares where required by the regulations, the payment of an equivalent amount in cash instead of the allocation of shares, to be determined on the basis of the market value of FinecoBank shares, taking into account the arithmetic mean of the official market prices of the ordinary shares recorded in the month preceding each board resolution related to the actual allocations).

It is understood that the aforementioned changes will in any case be adopted in compliance with the applicable legal and regulatory provisions pro tempore in force.

## **2. SHARES REQUESTED FOR THE 2022 INCENTIVE SYSTEM FOR IDENTIFIED STAFF EMPLOYEES**

The issue of free ordinary shares necessary for the implementation of the 2022 System, as in the past, will be carried out in compliance with the provisions of art. 2349 of the Italian Civil Code on the basis of the delegation granted to the Board of Directors, pursuant to art. 2443 of the Italian Civil Code.

For this reason, Shareholders' Meeting in extraordinary session will be called to approve the proposal to assign such delegation to the Board of Directors.

In particular, for the purpose of issuing FinecoBank ordinary shares for the 2022 System, it is submitted for approval the proposal to grant a delegation to the Board of Directors, pursuant to art. 2443 of the Civil Code, to proceed with the increase in share capital, in compliance with the provisions of art. 2349 of the Italian Civil Code, for a maximum amount of Euro 120.976,02 (to be allocated entirely to capital), by issuing a maximum number of 366.594 new ordinary shares with a nominal value of Euro 0.33 each, with the same characteristics as those in circulation with regular dividend entitlement.

Pursuant to the provisions of art. 2443 of the Italian Civil Code, pursuant to which the Directors may exercise the right to increase the capital for a maximum period of five years from the date of registration of the Shareholders' Meeting resolution granting the delegation (and therefore with respect to the date of the Shareholders' Meeting resolution up to 2027), for the allocation of the last tranche of shares envisaged for 2028, the proposal to integrate the delegation already conferred on the Board of Directors must be submitted to a future Shareholders' Meeting, so as to complete the execution of the 2022 System.

The issue of free ordinary shares necessary for the execution of the 2022 System will be made through the use of the special reserve called "Provisions Linked to the Medium-Long Term Incentive System for the staff of FinecoBank" which, if necessary, may be reconstituted or increased by allocating a portion of available statutory profits or reserves created as a result of the allocation of Company profits which will be identified by the Board of Directors upon exercise of the delegation.

In the event that it is not possible to proceed with the issue (full or partial) of the shares serving the 2022 System (including the case in which the "Provisions Linked to the Medium-Long Term Incentive System for the staff of FinecoBank" is not enough), the beneficiaries will receive an equivalent amount in cash to be determined on the basis of the arithmetic mean of the official market prices of the FinecoBank ordinary shares recorded in the month preceding every Board resolution regarding the bonus payment.

\* \* \* \*

Dear Shareholders,

if you agree with the above, we invite you to approve the proposal on the agenda and, therefore, to take the following resolution:

*"The Ordinary Shareholders' Meeting of FinecoBank S.p.A., having heard the proposal of the Board of Directors,*

**RESOLVES**

- 1. to adopt the 2022 Incentive System, which provides for the allocation of an incentive, in cash and / or FinecoBank ordinary shares, to be carried out within the month of April 2028, to FinecoBank Identified Staff employees , within the terms and with the methods illustrated above;*
- 2. to confer on the Chief Executive Officer and General Manager, every opportune power of attorney to implement the present resolution and the documents which represent part of it, also rendering any amendments and/or integrations which should be necessary to enact the present deliberations of today's Shareholders' Meeting (not changing substantially the content of the resolutions)."*

**ORDINARY SHAREHOLDER'S MEETING**

**DIRECTORS' REPORT**  
**ON**  
**2022 INCENTIVE SYSTEM FOR PERSONAL FINANCIAL ADVISORS (PFA)**  
**IDENTIFIED STAFF**  
**AND ON**  
**AUTHORIZATION TO PURCHASE AND DISPOSE OF TREASURY SHARES.**  
**CONSEQUENT AND INHERENT RESOLUTIONS**  
**(pursuant to article 73, Consob Regulation)**

\*\*\*\*\*

**2022 INCENTIVE SYSTEM FOR PERSONAL FINANCIAL ADVISORS (PFA)**  
**IDENTIFIED STAFF**

Dear Shareholders,

We have called this ordinary Meeting to request your approval of the 2022 Incentive System for Personal Financial Advisors (hereinafter “**Personal Financial Advisors**” or “**PFA**”), aimed at allocating an incentive in cash and/or in FinecoBank free ordinary shares, to be granted over a multi-year period to FinecoBank Personal Financial Advisors classified as Identified Staff, according to the conditions described below.

This proposal has been formulated in compliance with the provisions of art. 125-ter and art. 114-bis of Decree 58 dated February 24, 1998, and in accordance with the provisions set forth by Consob with reference to incentive plans based on financial instruments assigned to corporate officers, employees and independent contractors; for a detailed description of the 2022 Incentive System described in this report, please refer to the document describing the details of the incentive systems that has been prepared pursuant to art. 84-bis of the Consob Regulation no. 11971/99 and subsequent amendments and has been made available to the public under the terms of law.

The proposal is in line with FinecoBank Remuneration Policy, the regulation issued by Bank of Italy<sup>2</sup> on remuneration policies and practices, which implements the provisions set by the European Directive 2013/36/UE (Capital Requirements Directive or CRD IV as modified by Directive 2019/878/UE) and by the EBA (European Banking Authority) guidelines. With this regards, it should be noted that the Shareholders' Meeting has approved the adoption of a 2:1 ratio between the non-recurring and the recurring remuneration for Personal Financial Advisors Identified Staff, within the regulatory limit.

---

<sup>2</sup> Circular no. 285 of December 17, 2013.

## GOALS

The 2022 Incentive System for Personal Financial Advisors Identified Staff (hereinafter also the “**2022 PFA System**”) aims to retain and motivate Personal Financial Advisors, in compliance with national and international regulatory requirements and with the aim to define – in the interest of all stakeholders – incentive systems aligned with long-term company strategies and goals, linked to Company results, adjusted in order to consider all kind of risks, in coherence with capital and liquidity levels needed to cover the activities in place and, in any case, able to avoid misleading incentives that could drive excessive risk taking for the Bank and the system in its whole or lead to violations of the law (e.g. transparency, fairness in customer relationship or anti financial crime regulation).

## BENEFICIARIES

The potential beneficiaries of the 2022 PFA System are:

- Personal Financial Advisors identified by applying the criteria established by the regulatory provisions;
- Personal Financial Advisors Area Manager who coordinate a structure to which is linked an overall portfolio equal or greater than 5% of the total network assets and with an impact on the Bank’s risk profiles.

The total estimated number of beneficiaries, as of January 18, 2022, is 16.

## ELEMENTS OF THE 2022 PFA SYSTEM

- (a) The 2022 PFA System is based on the “bonus pool approach” to define non-recurring remuneration to be paid in 2023. The link between profitability, risk and reward is assured by directly linking the bonus pool to company results, cost of capital and relevant risk profiles as stated in the Risk Appetite Framework;
- (b) the Bonus pool will be defined based on FinecoBank performance and assigned to beneficiaries according to individual performance;
- (c) the 2022 PFA System - besides its aims to retain and motivate beneficiaries - confirms the alignment of FinecoBank to the national and international regulatory requirements providing for:
  - the allocation of a non-recurring incentive defined on the basis of the available bonus pool, of the individual performance evaluation and within the bonus cap set by the ordinary Shareholders’ Meeting;
  - the definition of a balanced structure of “upfront” (carried out at the moment of performance evaluation) and “deferred” payments, in cash and in FinecoBank ordinary shares (also “shares”);
  - payments in shares consistent with the applicable regulatory provisions regarding the application of share retention periods. The payment structure requires in fact one-year retention period on both upfront and deferred instalments;
  - risk-weighted metrics in order to guarantee long-term sustainability with respect to the company’s financial position in line with the Authority’s indications;
  - entry and malus condition of capital, liquidity and profitability, individual compliance conditions regarding also the quality of behaviors/operation and claw-back clauses are also provided;

- (d) incentive payouts will be made over a multi-year period (2023-2027), as indicated below and provided that the agency relationship of the beneficiaries is in place at the time of each payment:
- in 2023 the first instalment of the overall incentive will be delivered in cash (“1<sup>st</sup> instalment”) as well as the first tranche in shares (without prejudice to the retention period) in absence of any individual values/compliance breach, considering also the gravity of any internal/external findings by the competent Functions or Authorities (e.g. Internal Audit, Consob and/or analogous local authorities);
  - over the period 2024-2027 the remaining amount of the overall incentive will be paid in several instalments in cash and/or FinecoBank ordinary shares; each further instalments will be subject to the application of the Zero Factor for the year of allocation and only awarded in absence of any individual values/compliance breach, considering also the gravity of any internal/external findings by the competent Functions or Authorities (e.g. Internal Audit, Consob and/or analogous local authorities);
- (e) the final evaluation of sustainable performance parameters (entry and malus condition) and risk-reward alignment are reviewed by the Remuneration Committee, by the Risk and Related Parties Committee and defined by the Board of Directors;
- (f) the percentages of payments in cash and shares are defined as described in the following tables:

	2023	2024	2025	2026	2027
Personal Financial Advisors Identified Staff with “significant” <sup>2</sup> amount of non-recurring remuneration	20% cash	5% cash 20% Shares	5% cash 15% Shares	10% cash 15% Shares	10% cash
Personal Financial Advisors Identified Staff with no “significant” amount of non-recurring remuneration	30% cash	30% Shares	10% Shares	10% Cash 10% Shares	10% cash

- (g) in compliance with the provisions of Circular no. 285 of 2013 the deferral mechanism will not be applied and the entire amount will be paid in cash when the annual variable remuneration is equal or less than the minimum threshold (50,000 €) and is equal or less than one third of the total annual remuneration;
- (h) the number of ordinary shares to be allocated with the second, third and fourth instalments will be defined in 2023, on the basis of the arithmetic mean of the official closing price of FinecoBank ordinary shares during the month following the Board resolution that verifies the 2022 performance results;
- (i) the estimated allocation is maximum number of 260,779 FinecoBank ordinary shares, representing about 0.04% of FinecoBank share capital, therefore, well below the maximum limit of 20% provided by the applicable regulation<sup>3</sup>, also taking into consideration the 122,866 treasury shares owned by the Company at the date of the present report, equal to 0.02% of share capital, and also the maximum

<sup>2</sup> Threshold of Euro 435,000, equal to 25% of the total remuneration of the Italian High Earners according to the EBA report (Benchmarking and High Earners Report). The threshold includes both the short-term non-recurring remuneration and the annual tranche of the long-term non-recurring remuneration, and it is equal to less than 10x the overall average remuneration of the Bank’s employees. As required by the regulatory provisions (Circular 285/2013), the threshold has been defined for the three-year period 2022-2024.

<sup>3</sup> Art. 2357 of the Civ. Cod.

number of treasury shares that at the moment is estimated to be assigned to carry out Incentive Systems already approved or that will be approved in the future, or other needs not foreseeable at the moment.

- (j) the FinecoBank ordinary shares to be allocated will be freely transferable.

## CHANGES TO THE 2022 PFA SYSTEM

In order to ensure compliance with current regulatory and legal dispositions (including fiscal matter), during the implementation of 2022 PFA System, it is deemed appropriate to propose delegation of powers to the Chief Executive Officer and General Manager to implement any eventual change to the 2022 PFA System that do not change substantially the content of the resolutions of the Board and of today's General Shareholders' Meeting, also through alternative solutions that fully comply with the principles of 2022 PFA System and allow achievement of the same results (i.e. a different percentage distribution of the payments of the different tranches; a different deferral period; a different period of restriction on the sale of the shares; the payment of an equivalent amount in cash in lieu of granting shares, to be determined on the basis of the market value of FinecoBank shares, considering the arithmetic mean of the official closing price of FinecoBank ordinary shares during the month following each Board resolution to execute the actual grant; the application of the 2022 PFA System to other beneficiaries considered equivalent to Identified Staff).

It is understood that these amendments will be adopted in any case in accordance with the applicable regulatory provisions.

\* \* \* \*

Dear Shareholders,

If you agree with the above proposal, you are invited to approve it by adopting the following resolution:

*“FinecoBank’s ordinary Shareholders’ Meeting, having heard the Board of Directors proposal,*

## **RESOLVES**

1. *to adopt the 2022 Incentive System for Personal Financial Advisors (PFA) Identified Staff which provides for the allocation of an incentive in cash and/or FinecoBank ordinary shares, to be performed by July 2027 in the manner and terms described above;*
2. *to confer on the Chief Executive Officer and General Manager every opportune power of attorney to implement the present resolution and the documents which represent part of it, also rendering any amendments and/or integrations which should be necessary to enact the present deliberations of today’s Shareholders’ Meeting (not changing substantially the content of the resolutions).”*

## **AUTHORIZATION TO PURCHASE AND DISPOSE OF TREASURY SHARES. RELATED AND CONSEQUENT RESOLUTIONS**

Dear Shareholders,

We have called this ordinary Meeting to request your approval of the authorization to purchase and to dispose of treasury shares. Related and consequent resolutions.

### **SUPPLY RELATED TO THE 2022 PFA SYSTEM**

In order to acquire the financial instruments needed to carry out the 2022 PFA System for the Personal Financial Advisors Identified Staff, it is necessary to propose to the Shareholders' Meeting the authorization, pursuant to article 2357 civil Code, to purchase and to dispose of treasury shares. Thus, the Company will have, by purchasing them on the market, the shares needed to execute the 2022 Incentive System for PFA through the assignment of those shares to the beneficiaries who have the right to receive them.

The proposal foresees to confer on the Board of Directors the faculty to carry out repeated and subsequent transactions to buy and sell (or other kind of disposals) treasury shares on a revolving base, also for fractions of the maximum amount authorized, so that, at any time, the number of shares to be purchased under the above-mentioned proposal plus those in the Company's ownership do not exceed the limit set by the law and are in line with the authorization provided by the Shareholders' Meeting.

The authorization request is for a maximum number of 260,779 ordinary shares, equal to 0.04% of share capital and, therefore, well below the maximum limit of 20% provided by the applicable regulation, also taking into consideration the 122,866 treasury shares owned by the Company at the date of the present report, equal to 0.02% of share capital, and also the maximum number of treasury shares that at the moment is estimated to be assigned to execute Incentive Systems already approved or that will be approved in the future, or other needs not foreseeable at the moment.

The purchase of treasury shares will be executed within the limits of the distributable earnings and of the available provisions as per the last approved annual report, at the moment of the purchasing operations.

The purchasing of treasury shares reduces the net worth of an equal amount, through the inclusion among the liabilities in the balance sheet of a specific item with a negative sign.

The proposal foresees that purchasing and disposition orders of treasury shares have to be made on regulated capital markets, according to art. 132 of the Consolidated Finance Act (TUF) and to art. 144-bis (1) (b) of Consob regulation 11971/99, with the same operational procedures described in the regulations of organization and management of such markets in order to guarantee equal treatment for all Shareholders and to avoid the direct matching of purchase orders against pre-determined sell orders; in particular, these purchases will have to be made:

- (i) by public offering for purchase or trade;
- (ii) on regulated capital markets, according to the operational procedures described in the regulations of organization and management of such markets, which do not allow the direct matching of purchase orders against pre-determined sell orders;
- (iii) by allocating to Shareholders, proportionally to their own shares, a put option to be exercised during the period of the authorization granted by the Shareholders' Meeting to purchase treasury shares.

Sell operations of treasury shares in portfolio will be executed in the manner deemed most appropriate in the Company's interest, including transfer and/or the assignment to execute stock granting incentive plans.

With reference to the amount of the purchasing operations, it is proposed that it should not be below the nominal value per share, equal to Euro 0.33 and not above, as a maximum, the official closing price of FinecoBank ordinary shares registered in the MTA ("Mercato Telematico Azionario" – Milan Stock Exchange) the day preceding the purchase, increased by 5%.

Regarding the disposal of the treasury shares, the Board of Directors will establish from time to time the criteria for the definition of the corresponding fees and/or modalities, terms and conditions of purpose of treasury shares in portfolio, taking into consideration the procedure followed, the share price trend in the period prior to the transactions and the best interest of the Company.

Finally, it is proposed that the authorization to purchase is released for a period of eighteen months from the date of the Shareholders' Meeting that passed the resolution for authorization, notwithstanding the required authorizations of the Supervisory Authorities.

\* \* \* \*

Dear Shareholders,

If you agree with the above proposal, you are invited to approve it by adopting the following resolution:

*"FinecoBank's ordinary shareholders' Meeting, having heard the Board of Directors proposal, according to the provisions of articles 2357 and 2357-ter of the Civ. Cod., 132 D, Lgs. D. n. 58/1998 and 114-bis of 11971/99 Consob Regulation*

### **RESOLVES**

1. *to authorize the purchase and the disposal of a maximum of number 260,779 treasury shares, equal to a nominal value of Eur 0.33 each, for the purposes of the "2022 PFA System" under the terms and conditions described above, considering that buy-back operations of treasury shares could be executed after having received the necessary authorization of the Regulator, according to articles 77-78 Reg. EU no. 575/2013 (CRR) as modified by Reg. EU no. 876/2019. It is understood that any treasury shares purchased under the present resolution as well as already in FinecoBank's possession, if exceeding the amount needed for the purposes of the "2022 PFA System" or previous years' incentive systems, could be assigned for the purposes of other future incentive plans;*
2. *to confer on the Board of Directors and consequently on the Chief Executive Officer and General Manager, every opportune power of attorney to implement the present resolution and to communicate it to the market, in accordance with the applicable regulations."*

**EXTRAORDINARY SHAREHOLDERS' GENERAL MEETING**

**DIRECTORS' REPORT**

- 1. Delegation to the Board of Directors, under the provisions of article 2443 of the Italian civil Code, of the authority to resolve, in one or more instances for a maximum period of five years from the date of the Shareholders' resolution, to carry out a free share capital increase, as allowed by article 2349 of the Italian civil Code, for a maximum amount of Euro 120,976.02 (to be allocated in full to share capital) corresponding to up to 366,594 FinecoBank new ordinary shares with a nominal value of Euro 0.33 each, with the same characteristics as those in circulation and with regular dividend entitlement, to be granted to the 2022 Identified Staff employees of FinecoBank in execution of the 2022 Incentive System; consequent amendments to the Articles of Association.**
- 2. Delegation to the Board of Directors, under the provisions of article 2443 of the Italian civil Code, of the authority to resolve in 2027 a free share capital increase, as allowed by article 2349 of the Italian civil Code, for a maximum amount of Euro 35,671.35 corresponding to up to 108,095 FinecoBank new ordinary shares with a nominal value of Euro 0.33 each, with the same characteristics as those in circulation and with regular dividend entitlement, to be granted to the 2021 Identified Staff employees of FinecoBank in execution of the 2021 Incentive System; consequent amendments to the Articles of Association.**

Dear Shareholders,

We have called this Extraordinary Shareholders' Meeting to submit for your approval the proposal to delegate authority to the Board of Directors, pursuant to article 2443 of the civil Code, to increase the share capital under article 2349 of the civil Code (granting of free ordinary shares to employees of FinecoBank) in order to:

1. execute the "2022 Incentive System" (hereinafter the "**2022 System**") submitted for approval to the ordinary session of the Shareholders' Meeting;
2. complete the execution of the "2021 Incentive System" (hereinafter the "**2021 System**") approved by the Shareholders' Meeting held on April 28, 2021.

We also submit for your approval the consequent required amendments to the Articles of Association.

**1. DELEGATION FOR CAPITAL INCREASE TO SUPPORT THE 2022 INCENTIVE SYSTEM**

It has been submitted for approval to the Ordinary Shareholders' Meeting the 2022 System based on financial instruments, in order to align shareholders' and Management interests, to reward long term value creation and to motivate and retain key resources of FinecoBank.

The 2022 System aims to incentive over a multi-year period the following employees: Chief Executive Officer and General Manager (CEO/GM), Deputy General Managers (DGM), Executive Vice Presidents (EVP), Senior Vice Presidents (SVP), and all other Identified Staff (including new hires) identified under the criteria established by the regulatory provisions. The overall number of beneficiaries as of January 18, 2022 is equal to 22<sup>(1)</sup>.

Individual bonuses will be allocated to the beneficiaries of the 2022 System based on the available bonus pool, individual performance evaluation, internal benchmarking for specific roles in coherence with the 2:1 ratio between the variable remuneration component and the fixed remuneration component defined by the Ordinary Shareholders' Meeting.

The overall bonus amount will be paid over a multi-year period (2023-2028) with a balanced structure of “upfront” (made at the time of the performance evaluation) and deferred payments, in cash and in shares, providing that the beneficiaries will still be employees at the moment of each payout<sup>2</sup>, pursuant to the schemes below:

	2023	2024	2025	2026	2027	2028
CEO/GM and other roles provided by law with a ‘significant amount’ <sup>(3)</sup> of variable remuneration	20% cash	20% shares	12% cash	12% shares	12% shares	12% cash 12% Shares
other roles provided by law with no ‘significant amount’ <sup>(4)</sup> of variable remuneration	25% cash	25% shares	10% cash	10% shares	10% shares	10% cash 10% shares
Other Identified Staff with no ‘significant amount’ of variable remuneration	30% cash	30% shares	10% shares	10% cash 10% shares	10% cash	-

The number of shares to be allocated in the respective instalments shall be defined in 2023, on the basis of the arithmetic mean of the official closing market price of Fineco ordinary shares during the month preceding the Board resolution that evaluates the results achieved in 2022 (the maximum number of shares to execute the 2022 System is estimated equal to 451,206).

Considering the number of beneficiaries and the total number of financial instruments to be allocated, the optimal method identified to execute the 2022 System is the resolution – in one or more instances - by the Board of Directors upon power of attorney delegated by this Shareholders' Meeting

<sup>(1)</sup> The overall number of FinecoBank *Identified Staff* is 23, including the CEO of Fineco Asset Management DAC, who is a beneficiary of the 2022 Fineco Asset Management DAC Incentive System.

<sup>(2)</sup> To be understood as the final vesting of the right to the incentive and not as the actual instalment of the shares at the end of the holding period.

<sup>(3)</sup> Threshold of Euro 435,000, equal to 25% of the total remuneration of the Italian High Earners according to the EBA report (Benchmarking and High Earners Report). The threshold includes both the short-term variable remuneration and the annual tranche of the long-term variable remuneration, and it is equal to less than 10x the overall average remuneration of the Bank's employees. As required by the regulatory provisions (Circular 285/2013), the threshold has been defined for the three-year period 2022-2024.

<sup>(4)</sup> Cf. Circular no. 285/2013 of Bank of Italy.

under article 2443 of the Italian civil Code, of a free capital increase, as allowed by article 2349 of the Italian civil Code, within five years of the date of the Shareholders' resolution, for a maximum amount of 148,897.98 (to be allocated entirely to capital), by issuing up to 366,594 new FinecoBank ordinary shares with a nominal value of Euro 0.33 each, with the same characteristics as those in circulation and with regular dividend entitlement, to be granted to the Identified Staff of FinecoBank. In compliance with article 2349 of the civil Code, the consequent amendments to the Articles of Association are submitted to today's Shareholders' Meeting.

Being understood that, under the provision of article 2443 of the Italian civil Code, the power of attorney to the Board of Directors for capital increase expires after five years from the date of the relevant Shareholders' resolution, in order to complete the execution of 2022 Incentive System - having a 6-years duration - it will be submitted for approval to one of the future Shareholders' Meetings the proposed assignment of a further power of attorney to the Board of Directors for capital increase to service the above mentioned 2022 System through the allocation of a maximum overall number of 84,612 Fineco ordinary shares, corresponding to a capital increase of a maximum of Euro 27,921.96.

It is highlighted that a residual number of Fineco ordinary shares will be devoted to possible new hiring of Identified Staff from the external market also in reference to the so called "*bonus buy-out*" to be paid to possible new hires who are beneficiaries of deferred incentive plans assigned by the previous Employer, and/or for severance payments. The applicable pay-out scheme in such cases will mirror the one defined by the previous Employer and will be defined in compliance with actual regulations.

The capital increase would be carried out using the special reserve known as "*Provisions Linked to the Medium-Long Term Incentive System for the staff of FinecoBank*" set up for this purpose which, if case, may be increased via allocation of profits or a portion of available statutory reserves, formed as a result of the allocation of company profits that shall be identified by the Board of Directors at the time of the exercise of the proxy.

If is not possible to proceed with the issuance (full or partial) of the Fineco ordinary shares to support the 2022 System (including the case in which the amount of the "*Provisions Linked to the Medium-Long Term Incentive System for the staff of FinecoBank*" would not be sufficient), an equivalent amount in cash will be allocated to the beneficiaries, determined on base of the arithmetic mean of the official closing market price of Fineco ordinary shares during the month preceding every Board resolution concerning the pay-out.

Should the aforementioned delegation of power of attorney be exercised to its maximum amount, the newly issued shares would represent an overall 0.06% of existing share capital (0.07% considering the maximum number of shares equal to 451,206 which include also the 84,612 shares for the allocation of the last instalments in shares in 2028).

## **2. DELEGATION FOR CAPITAL INCREASE TO CARRY OUT THE 2021 INCENTIVE SYSTEM**

As known, on April 28, 2021 the Ordinary Shareholders' Meeting approved the 2021 Incentive System aimed to incentivize the Identified Staff of FinecoBank, over a multi-year period (2022-2027), through a balanced structure of "upfront" (made at the time of the performance evaluation) and deferred payments, in cash and/or in Fineco ordinary shares.

The above-mentioned Extraordinary Shareholders' Meeting approved for the Board of Directors the power of attorney to issue the necessary free ordinary shares to execute the 2021 System.

Considering that, pursuant to article 2443 of the civil Code, the power of attorney to the Directors for capital increase expires after five years from the date of the relevant Shareholders' Meeting resolution, during the above-mentioned meeting it was anticipated to the Shareholders the need to submit to a future Shareholders' Meeting for approval the proposed assignment of a further power of attorney to allocate the last share instalment to be executed in 2027, as foreseen by 2021 System.

Having said that, it is submitted for the approval of today's meeting, the proposal to give to the Board of Directors the power of attorney, that will be executed in 2027, to resolve a free capital increase for a maximum number of 108,095 ordinary shares, corresponding to up to Euro 35,671.35 calculated on the basis of the nominal value of Fineco ordinary share equal to Euro 0.33, consequently amending the Articles of Association.

The above-mentioned capital increase would be carried out using the special reserve known as "*Provisions Linked to the Medium-Long Term Incentive System for the staff of FinecoBank*" set up for this purpose which, if case, may be increased via allocation of profits or a portion of available statutory reserves, formed as a result of the allocation of company profits that shall be identified by the Board of Directors at the time of the exercise of the proxy.

\*\*\*

In light of the above, it is proposed to amend Art. 5 of the Articles of Association, through the amendment of paragraph no. 18 and the insertion of paragraph no. 20. Changes submitted for approval to the Shareholders are shown in the synoptic table below:

CURRENT TEXT	PROPOSED AMENDMENT
<b>TITLE II – SHARE CAPITAL - SHARES - BONDS</b>	
Article 5  1. The share capital, fully subscribed and paid up, is equal to Euro <b>201,266,924.10</b> represented by n. <b>609,899,770</b> ordinary shares with a par value of Euro 0.33.  2. The share capital may be increased by way of a shareholders' resolution, through the issuance of shares, also bearing various rights, in compliance with legal requirements. In the event of an increase in share capital through a rights issue, the pre-emptive rights of shareholders may be excluded, limited to ten percent of the pre-existing	Article 5  (unchanged)    (unchanged)

share capital, provided that the issue price of the new shares corresponds to the market value of those already outstanding and that this is confirmed by a special report prepared by the appointed independent auditors.	
3. Ordinary shares are registered shares.	(unchanged)
4. The shares are indivisible and in the event of joint ownership they shall be regulated according to law.	(unchanged)
5. The extraordinary Shareholders' Meeting may resolve upon the allocation of profits to the employees of the Company in accordance with current regulations.	(unchanged)
6. The Shareholders' service address for their dealings with the Company shall be the address stated in the Shareholders' registry.	(unchanged)
7. The status of shareholder implies unconditional acceptance of the deed of incorporation and of the articles of association.	(unchanged)
8. The Board of Directors, shall be empowered, pursuant to Article 2443 of the Civil Code, for a period of five years starting from the beginning of the negotiation on the Italian regulated market, to increase the share capital, free of charge – in one or more tranches – to implement the employee incentive schemes approved by the ordinary Shareholders' Meeting held on June 5, 2014, for a maximum amount of Euro 1,155,000.00 (entirely attributable to capital for Euro 0.33 per share, equal to the nominal unit value), issuing a maximum number of 3,500,000 new ordinary shares having a nominal value of Euro 0.33 each, with the same characteristics as those outstanding, with regular dividend rights, by assigning the corresponding maximum amount of profit and/or profit reserves resulting from the last financial statements in question approved pursuant to Article 2349 of the Civil Code, according to the terms, conditions and methods provided for in the incentive schemes.	(unchanged)

The Board of Directors, in partial execution of the authority granted in accordance with Article 2443 of the Civil Code by the Extraordinary Shareholders' Meeting of 5 June 2014, resolved on 9 February 2015 to increase the share capital by a nominal Euro 79,761 corresponding to 241,700 ordinary shares with a nominal value of Euro 0.33 each, to service the implementation of employee incentive plans. The Board of Directors, in partial exercise of the powers conferred on the same pursuant to Article 2443 of the Civil Code by the Extraordinary Shareholders' Meeting of June 5, 2014, decided, on February 8, 2016, to increase the share capital by the nominal amount of Euro 95,601.99, corresponding to 289,703 ordinary shares with par value of Euro 0.33 each, to service the implementation of employee incentive plans.

The Board of Directors, in partial execution of the authority granted pursuant to Article 2443 of the Italian Civil Code by the Extraordinary Shareholders' Meeting of June 5, 2014, resolved on February 7, 2017 to increase the share capital by a nominal amount of Euro 294,372.21, corresponding to 892,037 ordinary shares with a par value of Euro 0.33 each, to service the implementation of the employee incentive plans.

The Board of Directors, in partial execution of the authority granted pursuant to Article 2443 of the Italian Civil Code by the Extraordinary Shareholders' Meeting of June 5, 2014, resolved on February 7, 2017 to increase the share capital by a nominal amount of Euro 5,237.76, corresponding to 15,872 ordinary shares with a par value of Euro 0.33 each, to service the implementation of the employee incentive plans.

The Board of Directors, in partial execution of the authority granted pursuant to Article 2443 of the Italian Civil Code by the Extraordinary Shareholders' Meeting of June 5, 2014, resolved on February 6, 2018 to increase the share capital by a nominal amount of Euro 163,182.69, corresponding to 494,493 ordinary shares with a par value of Euro 0.33 each, to service the implementation of the employee incentive plans

<p>The Board of Directors, in partial execution of the authority granted pursuant to Article 2443 of the Italian Civil Code by the Extraordinary Shareholders' Meeting of June 5, 2014, resolved on February 6, 2018 to increase the share capital by a nominal amount of Euro 37.105,20, corresponding to overall 112,440 ordinary shares with a par value of Euro 0.33 each, to service the implementation of the employee incentive plans.</p> <p>The Board of Directors, in partial execution of the authority granted pursuant to Article 2443 of the Italian Civil Code by the Extraordinary Shareholders' Meeting of June 5, 2014, resolved on February 5, 2019 to increase the share capital by a nominal amount of Euro 110,755.92, corresponding to overall 335,624 ordinary shares with a par value of Euro 0.33 each, to service the implementation of the employee incentive plans.</p> <p>The Board of Directors, in partial execution of the authority granted pursuant to Article 2443 of the Italian Civil Code by the Extraordinary Shareholders' Meeting of June 5, 2014, resolved on February 5, 2019 to increase the share capital by a nominal amount of Euro 23,333.64, corresponding to overall 70,708 ordinary shares with a par value of Euro 0.33 each, to service the implementation of the employee incentive plans.</p> <p>9. The Board of Directors has the right, pursuant to Article 2443 of the Civil Code, to resolve a free increase in share capital, pursuant to Article 2349 of the Civil Code, one or more times and for a maximum period of five years (i) from the date of the shareholders' resolution dated April 23, 2015, for a maximum amount of Euro 131,159.49, with the issue of up to 397,453 new FinecoBank ordinary shares, as well as (ii) from the date of the shareholders' resolution dated April 12, 2016, for a maximum amount of Euro 32,789.79 with the issue of up to 99,363 new FinecoBank ordinary shares; attributable entirely to capital at Euro 0.33 per share, equal to the par value of each, with the same characteristics as those in circulation, with regular dividend entitlement, to be granted to the Staff of FinecoBank, which covers key positions</p>	<p>(unchanged)</p>
--	--------------------

<p>for the achievement of the overall objectives in execution of the 2015 System.</p> <p>The Board of Directors, in partial execution of the authority granted pursuant to Article 2443 of the Italian Civil Code by the Extraordinary Shareholders' Meeting of April 23, 2015, resolved on February 6, 2018 to increase the share capital by a nominal amount of Euro 27,758.61, corresponding to 84,117 ordinary shares with a par value of Euro 0.33 each, to service the implementation of the employee incentive plans.</p> <p>The Board of Directors, in partial execution of the authority granted pursuant to Article 2443 of the Italian Civil Code by the Extraordinary Shareholders' Meeting of April 23, 2015, resolved on February 5, 2019 to increase the share capital by a nominal amount of Euro 13,878.81, corresponding to 42,057 ordinary shares with a par value of Euro 0.33 each, to service the implementation of the employee incentive plans.</p> <p>The Board of Directors, in partial execution of the authority granted pursuant to Article 2443 of the Italian Civil Code by the Extraordinary Shareholders' Meeting of April 23, 2015, resolved on February 11, 2020 to increase the share capital by a nominal amount of Euro 13,878.81, corresponding to 42,057 ordinary shares with a par value of Euro 0.33 each, to service the implementation of the Employee incentive plans.</p> <p>The Board of Directors, in partial execution of the authority granted pursuant to Article 2443 of the Italian Civil Code by the Extraordinary Shareholders' Meeting of April 12, 2016, resolved on February 9, 2021 to increase the share capital by a nominal amount of Euro 13,878.81, corresponding to 42,057 ordinary shares with a par value of Euro 0.33 each, to service the implementation of the Employee incentive plans.</p> <p>10. The Board of Directors has the right, pursuant to Article 2443 of the civil Code, to resolve a free increase in share capital, pursuant to Article 2349 of the civil Code, one or more times and for a maximum period of five years (i) from the date of the shareholders' resolution dated April 12, 2016,</p>	<p>(unchanged)</p>
---	--------------------

<p>for a maximum amount of Euro 88,440,00 (to be allocated in full to share capital at Euro 0.33 per share, corresponding to the nominal value per share) with the issue of up to 268,000 new Fineco-Bank ordinary shares, as well as (ii) from the date of the shareholders' resolution dated April 11, 2017, for a maximum amount of Euro 22,110 with the issue of up to 67,000 new FinecoBank ordinary shares; attributable entirely to capital at Euro 0.33 per share, equal to the par value of each, with the same characteristics as those in circulation, with regular dividend entitlement, to be granted to the Staff of FinecoBank, which covers key positions for the achievement of the overall objectives in execution of the 2016 System.</p> <p>The Board of Directors, in partial execution of the authority granted pursuant to Article 2443 of the Italian Civil Code by the Extraordinary Shareholders' Meeting of April 12, 2016, resolved on February 5, 2019 to increase the share capital by a nominal amount of Euro 20,069.28, corresponding to 60,816 ordinary shares with a par value of Euro 0.33 each, to service the implementation of the employee incentive plans.</p> <p>The Board of Directors, in partial execution of the authority granted pursuant to Article 2443 of the Italian Civil Code by the Extraordinary Shareholders' Meeting of April 12, 2016, resolved on February 11, 2020 to increase the share capital by a nominal amount of Euro 10,033.98, corresponding to 30,406 ordinary shares with a par value of Euro 0.33 each, to service the implementation of the Employee incentive plans.</p> <p>The Board of Directors, in partial execution of the authority granted pursuant to Article 2443 of the Italian Civil Code by the Extraordinary Shareholders' Meeting of April 12, 2016, resolved on February 9, 2021 to increase the share capital by a nominal amount of Euro 10,033.98, corresponding to 30,406 ordinary shares with a par value of Euro 0.33 each, to service the implementation of the Employee incentive plans.</p> <p>11. The Board of Directors has the right, pursuant to Article 2443 of the civil Code, to carry out a free share capital increase, pursuant to Article</p>	<p>(unchanged)</p>
---	--------------------

<p>2349 of the civil Code, one or more times and for a maximum period of five years (i) from the date of the shareholders' resolution dated April 11, 2017, for a maximum amount of Eur 128,700.00 (attributable entirely to capital) with the issue of up to 390,000 new FinecoBank ordinary shares as well as (ii) from the date of the shareholders' resolution dated April 11, 2018, for a maximum amount of Eur 29,700.00 (attributable entirely to capital) with the issue of up to 90,000 new FinecoBank ordinary shares with a nominal value of Euro 0.33 each, with the same characteristics as those in circulation, with regular dividend entitlement, to be granted to the Identified Staff of FinecoBank in execution of the 2017 System.</p> <p>The Board of Directors, in partial execution of the authority granted pursuant to Article 2443 of the Italian Civil Code by the Extraordinary Shareholders' Meeting of April 11, 2017, resolved on February 11, 2020 to increase the share capital by a nominal amount of Euro 19,123.50, corresponding to 57,950 ordinary shares with a par value of Euro 0.33 each, to service the implementation of the Employee incentive plans.</p> <p>The Board of Directors, in partial execution of the authority granted pursuant to Article 2443 of the Italian Civil Code by the Extraordinary Shareholders' Meeting of April 11, 2017, resolved on February 9, 2021 to increase the share capital by a nominal amount of Euro 9,390.81, corresponding to 28,457 ordinary shares with a par value of Euro 0.33 each, to service the implementation of the Employee incentive plans.</p> <p>12. The Board of Directors has the right, pursuant to Article 2443 of the civil Code to resolve to carry out a free share capital increase, pursuant to Article 2349 of the civil Code, one or more times and for a maximum period of five years (i) from the date of the shareholders' resolution dated April 11, 2018, for a maximum amount of Eur 136,031.94 (attributable entirely to capital) with the issue of up to 412,218 new FinecoBank ordinary shares as well as (ii) from the date of the shareholders' resolution dated April 10, 2019, for a maximum amount of Eur 30,731.91 (attributable</p>	<p>(unchanged)</p>
---	--------------------

<p>entirely to capital) with the issue of up to 93,127 new FinecoBank ordinary shares with a nominal value of Eur 0.33 each, with the same characteristics as those in circulation, with regular dividend entitlement, to be granted to the Identified Staff of FinecoBank in execution of the 2018 System.</p> <p>The Board of Directors, in partial execution of the authority granted pursuant to Article 2443 of the Italian Civil Code by the Extraordinary Shareholders' Meeting of April 11, 2018, resolved on March 12, 2020 to increase the share capital by a nominal amount of Euro 5,459.19, corresponding to 16,543 ordinary shares with a par value of Euro 0.33 each, to service the implementation of the Employee incentive plans.</p> <p>The Board of Directors, in partial execution of the authority granted pursuant to Article 2443 of the Italian Civil Code by the Extraordinary Shareholders' Meeting of April 11, 2018, resolved on February 9, 2021 to increase the share capital by a nominal amount of Euro 25,438.71, corresponding to 77,087 ordinary shares with a par value of Euro 0.33 each, to service the implementation of the Employee incentive plans.</p> <p>13. The Board of Directors has the right, pursuant to Article 2443 of the civil Code, to resolve a free increase in share capital, pursuant to Article 2349 of the civil Code, one or more times and for a maximum period of five years (i) from the date of the shareholders' resolution dated April 11, 2018, for a maximum amount of Euro 324,743.10 (to be allocated in full to share capital at Euro 0.33 per share, corresponding to the nominal value per share) with the issue of up to 984,070 new FinecoBank ordinary shares, as well as (ii) from the date of the shareholders' resolution dated April 28, 2020, for a maximum amount of Euro 37,788.63 (to be allocated in full to share capital at Euro 0.33 per share, corresponding to the nominal value per share) with the issue of up to 114,511, as well as (iii) from the date of the shareholders' resolution dated April 28, 2020, for a maximum amount of Euro 70,029.30 with the issue of up to 212,210 new FinecoBank ordinary shares; with a nominal</p>	<p>(unchanged)</p>
--	--------------------

<p>value of Euro 0.33 each, with the same characteristics as those in circulation, with regular dividend entitlement, to be granted to the Identified Staff of FinecoBank in execution of the 2018-2020 Long Term Incentive Plan.</p> <p>The Board of Directors, in partial execution of the authority granted pursuant to Article 2443 of the Italian Civil Code by the Extraordinary Shareholders' Meeting of April 11, 2018, resolved on February 9, 2021 to increase the share capital by a nominal amount of Euro 34,527.57, corresponding to 104,629 ordinary shares with a par value of Euro 0.33 each, to service the implementation of the Employee incentive plans.</p>	
<p>14. The Board of Directors has the right, pursuant to Article 2443 of the civil Code, to resolve, in 2020, a free increase in share capital, pursuant to Article 2349 of the civil Code, for a maximum amount of Eur 23,333,64 (attributable entirely to capital) with the issuance of up to 70,708 new FinecoBank ordinary shares with a nominal value of €0.33 each, with the same characteristics as those in circulation, with regular dividend entitlement, to be granted to the FinecoBank Identified Staff to complete the execution of the 2014 Incentive System.</p> <p>The Board of Directors, in partial execution of the authority granted pursuant to Article 2443 of the Italian Civil Code by the Extraordinary Shareholders' Meeting of April 10, 2019, resolved on February 11, 2020 to increase the share capital by a nominal amount of Euro 23,333.64, corresponding to 70,708 ordinary shares with a par value of Euro 0.33 each, to service the implementation of the Employee incentive plans.</p>	(unchanged)
<p>15. The Board of Directors has the right, pursuant to Article 2443 of the civil Code, to resolve, in 2020, a free increase in share capital, pursuant to Article 2349 of the civil Code, for a maximum amount of Eur 139,517.07 (attributable entirely to capital) with the issuance of up to 422,779 new FinecoBank ordinary shares with a nominal value of €0.33 each, with the same characteristics as</p>	(unchanged)

<p>those in circulation, with regular dividend entitlement, to be granted to the Beneficiaries of the “2014-2017 Multi Year Plan Top Management” FinecoBank Employees to complete the execution of the 2014-2017 Plan.</p> <p>The Board of Directors, in execution of the authority granted pursuant to Article 2443 of the Italian Civil Code by the Extraordinary Shareholders’ Meeting of April 10, 2019, resolved on February 11, 2020 to increase the share capital by a nominal amount of Euro 139,517.07, corresponding to 422,779 ordinary shares with a par value of Euro 0.33 each, to service the implementation of the Employee incentive plans.</p> <p>16. The Board of Directors has the right, pursuant to Article 2443 of the civil Code to resolve to carry out a free share capital increase, pursuant to Article 2349 of the civil Code, one or more times and for a maximum period of five years (i) from the date of the shareholders’ resolution dated April 10, 2019, for a maximum amount of Euro 95,021.85 (to be allocated in full to share capital at Euro 0.33 per share, corresponding to the nominal value per share) with the issue of up to 287,945 new FinecoBank ordinary shares as well as (ii) from the date of the shareholders’ resolution dated April 28, 2020, for a maximum amount of Euro 24,032.91 with the issue of up to 72,827 new FinecoBank ordinary shares; with a nominal value of Euro 0.33 each, with the same characteristics as those in circulation, with regular dividend entitlement, to be granted to the Identified Staff of FinecoBank in execution of the 2019 Incentive System.</p> <p>The Board of Directors, in partial execution of the authority granted pursuant to Article 2443 of the Italian Civil Code by the Extraordinary Shareholders’ Meeting of April 10, 2019, resolved on February 9, 2021 to increase the share capital by a nominal amount of Euro 20,820.03, corresponding to 63,091 ordinary shares with a par value of Euro 0.33 each, to service the implementation of the Employee incentive plans.</p>	<p>(unchanged)</p>
--	--------------------

<p>17. The Board of Directors has the right, pursuant to Article 2443 of the civil Code, to carry out a free share capital increase, pursuant to Article 2349 of the civil Code, in one or more instances and for a maximum period of five years (i) from the date of the shareholders' resolution dated April 28, 2020, for a maximum amount of Euro 174,234.39 (attributable entirely to capital at Euro 0.33 per share, corresponding to the nominal value per share) by issuing up to 527,983 new FinecoBank ordinary shares as well as (ii) from the date of the shareholders' resolution dated April 28, 2021, for a maximum amount of Euro 36,476.22 by issuing up to 110,534 new FinecoBank ordinary shares (attributable entirely to capital at Euro 0.33 per share) with the same characteristics as those in circulation, with regular dividend entitlement, to be granted to the Identified Staff of FinecoBank in execution of the 2020 Incentive System.</p>	<p>(unchanged)</p>
<p>18. The Board of Directors has the right, pursuant to Article 2443 of the civil Code, to resolve, in one or more instances and for a maximum period of five years from the date of the shareholders' resolution dated April 28, 2021, a free increase in share capital, pursuant to Article 2349 of the civil Code, for a maximum amount of Euro 143,131.89 (attributable entirely to capital) by issuing up to 433,733 new FinecoBank ordinary shares with a nominal value of Euro 0.33 each, with the same characteristics as those in circulation, with regular dividend entitlement, to be granted to FinecoBank Identified Staff in execution of the 2021 Incentive System.</p>	<p>18. The Board of Directors has the right, pursuant to Article 2443 of the civil Code, <b>to resolve, to carry out a free share capital increase, pursuant to Article 2349 of the civil Code</b>, in one or more instances and for a maximum period of five years (i) from the date of the shareholders' resolution dated April 28, 2021, <b>a free increase in share capital, pursuant to Article 2349 of the civil Code</b>, for a maximum amount of Euro 143,131.89 (attributable entirely to capital) by issuing up to 433,733 new FinecoBank ordinary shares <b>with a nominal value of Euro 0.33 each</b>, (ii) <b>from the date of the shareholders' resolution dated April 28, 2022, for a maximum amount of Euro 35.671,35 by issuing up to 108.095 new FinecoBank ordinary shares; attributable entirely to capital at Euro 0.33 per share, corresponding to the nominal value per share</b>, with the same characteristics as those in circulation, with regular dividend entitlement, to be granted to FinecoBank Identified Staff in execution of the 2021 Incentive System.</p>
<p>19. The Board of Directors has the right, pursuant to Article 2443 of the civil Code, to resolve, in one</p>	<p>(unchanged)</p>

<p>or more instances and for a maximum period of five years from the date of the shareholders' resolution dated April 28, 2021, a free increase in share capital, pursuant to Article 2349 of the civil Code, for a maximum amount of Euro 283,511.58 (attributable entirely to capital) by issuing up to 859,126 new FinecoBank ordinary shares with a nominal value of Euro 0.33 each, with the same characteristics as those in circulation, with regular dividend entitlement, to be granted to the FinecoBank Employees in execution of the 2021-2023 Long Term Incentive Plan.</p>	<p><b>20. The Board of Directors has the right, pursuant to Article 2443 of the civil Code, to resolve, in one or more instances and for a maximum period of five years from the date of the shareholders' resolution dated April 28, 2022, a free increase in share capital, pursuant to Article 2349 of the civil Code, for a maximum amount of Euro 120.976,02 (attributable entirely to capital) by issuing up to 366.594 new FinecoBank ordinary shares with a nominal value of Euro 0.33 each, with the same characteristics as those in circulation, with regular dividend entitlement, to be granted to FinecoBank Identified Staff in execution of the 2022 Incentive System.</b></p>
--	--

It should be noted that the amendments to the Articles of Association of FinecoBank submitted for approval to today Shareholders' Meeting are subject to the "provision of verification" by the Supervisory Authorities pursuant to the provisions of Article 56 and 61 of Legislative Decree September 1<sup>st</sup> 1993 no. 385/93.

The aforementioned amendments will be effective starting from the registration of the Extraordinary Shareholders' Meeting resolution at the relevant "Registro delle Imprese".

\* \* \* \*

Dear Shareholders,

in relation to the above, considering as approved by the ordinary Shareholders' Meeting the adoption of the 2022 Incentive System and taking into account the resolutions approved by the April 28, 2021 Meeting, related to the 2021 Incentive System, you are invited to approve the following resolution:

*“The Extraordinary Shareholders’ Meeting of FinecoBank S.p.A., having heard the Board of Directors’ proposal,*

**RESOLVES**

1. *to grant the Board of Directors, under the provisions of article 2443 of the Italian civil Code, the authority to resolve – in 2027 – a free capital increase, as allowed by article 2349 of the Italian civil Code, for a maximum amount of Euro 35.671,35 corresponding to up to 108.095 Fineco ordinary shares with a nominal value of Euro 0.33 each, with the same characteristics as those in circulation, with regular dividend entitlement, to be granted to FinecoBank Identified Staff, in order to complete the execution of the 2021 Incentive System approved by the Ordinary Shareholders’ Meeting on April 28, 2021. Such an increase in capital shall be carried out using the special reserve known as “Provisions Linked to the Medium-Long Term Incentive System for the staff of FinecoBank” set up for this purpose which, if case, may be increased via allocation of a portion of profits or available statutory reserves, formed a result of the allocation of company profits that shall be identified by the Board of Directors at the time of the exercise of the proxy;*
2. *further to the resolution passed in point 1, to amend the paragraph no. 18 in clause 5 of the Articles of Association with the following new text*

The Board of Directors has the right, pursuant to Article 2443 of the civil Code to carry out a free share capital increase, pursuant to Article 2349 of the civil Code, in one or more instances and for a maximum period of five years (i) from the date of the shareholders’ resolution dated April 28, 2021, for a maximum amount of Euro 143,131.89 attributable entirely to capital by issuing up to 433,733 new FinecoBank ordinary shares (ii) from the date of the shareholders’ resolution dated April 28, 2022, for a maximum amount of Euro 35.671,35 by issuing up to 108.095 new FinecoBank ordinary shares; attributable entirely to capital to capital at Euro 0.33 per share, corresponding to the nominal value per share, with the same characteristics as those in circulation, with regular dividend entitlement, to be granted to FinecoBank Identified Staff in execution of the 2021 Incentive System.

3. *to grant the Board of Directors, under the provisions of article 2443 of the Italian civil Code, the authority to resolve, in on one or more instances for a maximum period of five years from the date of Shareholders’ resolution, a free capital increase, as allowed by article 2349 of the Italian civil Code, for a maximum amount of Euro 120.976,02 (attributable entirely to capital), corresponding to up to 366.594 FinecoBank ordinary shares with a nominal value of Euro 0.33 each, with the same characteristics as those outstanding, with regular dividend entitlement, to be granted to FinecoBank Identified Staff in execution of the 2022 Incentive System approved by today’s Ordinary Shareholders’ Meeting. Such an increase in capital shall be carried out using the special reserve known as “Provisions Linked to the Medium-Long Term Incentive System for the staff of FinecoBank” set up for this purpose which, if case, may be increased via allocation of a portion of profits or available statutory reserves, formed a result of the allocation of company profits that shall be identified by the Board of Directors at the time of the exercise of the proxy;*
4. *to insert a new paragraph (no. 20) in article 5 of the Articles of Association with the following text:*  
*“The Board of Directors has the right, pursuant to Article 2443 of the civil Code, to resolve, in one or more instances and for a maximum period of five years from the date of the shareholders’ resolution dated April 28, 2022, a free increase in share capital, pursuant to Article 2349 of the civil Code, for a maximum amount of Euro 120.976,02 (attributable entirely to capital) by issuing up to 366.594 new FinecoBank ordinary shares with a nominal value of Euro 0.33 each, with the same characteristics as*

*those in circulation, with regular dividend entitlement, to be granted to FinecoBank Identified Staff in execution of the 2022 Incentive System”.*

5. *to delegate to the Board of Directors all the necessary powers for issuing the new shares;*
6. *to confer on the Chief Executive Officer and General Manager all necessary power of attorney to:*
  - (i) *implement the above resolutions under the terms of the law;*
  - (ii) *accept or adopt any amendments and additions to the above resolutions (not changing substantially the content of the resolutions) which should be necessary for registration at the “Registro delle Imprese”;*
  - (iii) *proceed with the deposit and registration, under the terms of the law, with explicit and advanced approval and ratification;*
  - (iv) *make the consequent amendments to article 5 of the Articles of Association, per the resolution above.”*

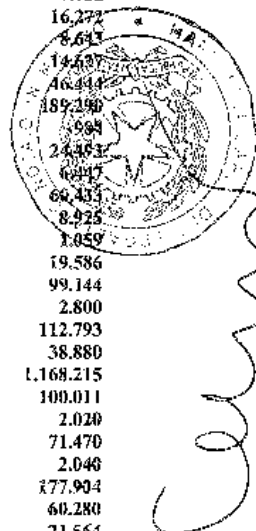


Ad. "C" abm. 16641/8904 di sup

FincoBank S.p.A.  
Assemblea Ordinaria/Straordinaria  
in unica convocazione

\* ELENCO DELEGANTI \*

2	Deleganti di	COMPUTERSHARE SPA RAPPR. DESIGNATO IN QUALITÀ DI SUBDELEGATO 135-NOVIES (ST.TREVISAN) IN PERSONA DI ELIA ALBERTO	Tessera n° 1
			Azioni
		1895 FONDS STICHTING I	36.229
		1999 VOLUNTARY EMPLOYEES BENEFICIARY ASSOCIATION OF THE NONREPRESENTED EMPLOYEES OF SOUTHERN CALIFORNIA EDISON COMPANY	1
		A.A. CANDRIAM DIVERSITE	211.068
		AD SICAV III DYNAMIC ALL MAR	1.552
		AD VARIABLE PRODUCTS SERIES FUND INC. AD DYNAMIC ASSET AL LOCATION PORTFOLIO	1.800
		AB VPSF AB GLOBAL RISK ALLOCATIONMODERATE PORTFOLIO	6.101
		ABB PENSION FUND	2.018
		ABERDEEN INVESTMENT FUNDS ICVC ABERDEEN DIVERSIFIED INCOME FUND	730
		ABERDEEN INVESTMENT FUNDS UK ICVC II ABERDEEN EUROPEAN EQUITY TRACKER FUND	38.865
		ABERDEEN STANDARD OBIIC II ASI EUROPE EX UK INCOME EQUITY FUND	629.967
		ABERDEEN STANDARD OBIIC III ASI DYNAMIC MULTI ASSET GROWTH	691
		ABERDEEN STANDARD SICAV I	214.739
		ABERDEEN STANDARD SICAV I - DIVERSIFIED INCOME FUND	631
		ABERDEEN STANDARD SICAV II	137
		ABN AMRO FUNDS	639.515
		ABU DHABI PENSION FUND	73.282
		ACTIAM DUURZAAM INDEX AANDELENFONDS EUROPA	42.227
		ACTIAM DUURZAAM INDEX AANDELENFONDS WERELD	9.447
		ACTIAM SUSTAINABLE INDEX FUND EQUITY EUROPE	15.227
		ADASINA SOCIAL JUSTICE ALL CAP GLOBAL ETF	9.702
		ADVANCE PLANNING LIMITED	2.541
		ADVANCED SERIES TRUST AST FRANKLIN 85 15 DIVERSIFIED ALLOCATION PORTFOLIO	41.849
		ADVANCED SERIES TRUST AST T ROWE PRICE DIVERSIFIED REAL	1.897
		ADVANCED SERIES TRUST AST T ROWE PRICE GROWTH OPPORTUNIT	52.758
		ADVISED MANAGED TRUST - TACTICAL OFFENSIVE EQUITY FUND	10.043
		AEGON CUSTODY B.V	195.367
		AER ACTIONS ENTREPRISES	46.379
		AES ICAV GLOBAL MULTI ASSET GR	912
		AGIFI ACTIONS EUROPE	644.331
		AGRICATACTIQUE G	28.805
		AHL GENESIS 2 LIMITED CO MAPLES CORPORATE SERVICES LIMITED	5.291
		AHL GENESIS LIMITED	11.343
		AIA GLOBAL MULTI-FACTOR EQUITY FUND	7.732
		AIB GROUP IRISH PENSION SCHEME	16.272
		AIF MULTI ASSET TEODORICO	8.643
		AIF TACTICAL PORTFOLIO INCOME	14.637
		AKTIEN EUROPA - UI	46.444
		ALABAMA TRUST FUND	189.190
		ALAMOS LLC	998
		ALASKA COMMON TRUST FUND	24.483
		ALASKA PERMANENT FUND CORPORATION	6941
		ALBERTA INVESTMENT MANAGEMENT CORPORATION	64.433
		ALFRED I DUPONT CHARITABLE TRUST	8.925
		ALICE A PROIETTI FAMILY TRUST UAD 09 27 13	1.059
		ALIGHT SOLUTIONS LLC 401(K) PLAN TRUST	19.586
		ALLEANZA OBBLIGAZIONARIO	99.144
		ALLEGHENY COLLEGE	2.800
		ALLIANZ ACTIONS EURO PMEETI	112.793
		ALLIANZ CGI SUBFONDS EQUITIES	38.880
		ALLIANZ GLOBAL INVESTORS FUND	1.168.215
		ALLIANZ GLOBAL INVESTORS GMBH	100.011
		ALLIANZ GLOBAL INVESTORS GMBH FOR ALLIANZGI FONDS SFT MASTER	2.020
		ALLIANZ GLOBAL INVESTORS GMBH FOR ALLIANZGIFONDS GHS	71.470
		ALLIANZ GLOBAL INVESTORS GMBH RE ALLIANZGI-FONDS AOKNW-AR	2.040
		ALLIANZ IV-WS RCM SYSPRO INDEXING EUROLAND	177.904
		ALLIANZ VGI 1 FONDS AGI EQUITIES	60.280
		ALLIANZGI FONDS AFE	21.564
		ALLIANZGI S AKTIEN	15.100
		ALLIANZGI-FONDS AFE SEGMENT AFE-AA3	61.161
		ALLIANZGI-FONDS DSFT	46.283
		ALLIANZGI-FONDS PF1 SEGMENT PF1-GM1-G_MA	31.812
		ALLIANZGI-FONDS PF2 SEGMENT PF2-AA1-E_EUA	36.226
		ALLIANZGI-FONDS PF2 SEGMENT PF2-AA2-E_EUA	16.173
		ALLIANZGI-FONDS PTV2 SEGMENT PTV2-AA1-E_EUA	102.979
		ALLIANZGI-FONDS PTV2 SEGMENT PTV2-AA2-E_EUA	76.717
		ALLIANZGI-FONDS PTV2 SEGMENT PTV2-GM1-G_MA	31.074
		ALLIANZGI-SUBFONDS BAT-LS 2	69.170
		ALLOCATION INVEST EQUITY CORE	111.683
		ALLSTATE INSURANCE COMPANY	12.695
		ALTE LEIPZIGER TRUST INVESTMENT GESELLSCHAFT MBH	3.709
		ALTO AMERICA AZIONARIO	154.718
		AM S.F. DIVERSIFIED TARGET I	1.339



**FincoBank S.p.A.**  
**Assemblea Ordinaria/straordinaria**  
**in unica convocazione**

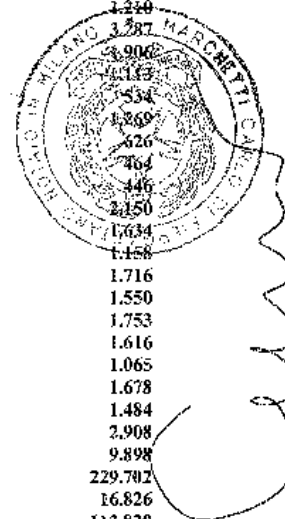
**\* ELENCO DELEGATI \***

AMERICAN BUREAU OF SHIPPING	350
AMERICAN CENTURY ETF TRUST AVANTIS INTERNATIONAL EQUITY ETF	42.330
AMERICAN CENTURY ETF TRUST AVANTIS INTERNATIONAL EQUITY FUND	1.755
AMERICAN CENTURY ETF TRUST AVANTIS RESPONSIBLE INTERNATIONAL EQUITY ETF	84
AMERICAN ELECTRIC POWER MASTER RETIREMENT TRUST	31.344
AMERICAN ELECTRIC POWER SYSTEM RETIREE MEDICAL TRUST FOR CE S	11.246
AMERICAN FUNDS GLOBAL BALANCED FUND	640.000
AMERICAN FUNDS INSURANCE SERIESGLOBAL GROWTH AND INCOME FUND	134.386
AMERICAN FUNDS INSURANCE SERIESGLOBAL GROWTH FUND	893.000
AMERICAN FUNDS INSURANCE SERIESINTERNATIONAL FUND	1.211.135
AMERICAN FUNDS INSURANCE SERIESINTL GROWTH AND INCOME FUND	34.978
AMG TIMESSQUARE GLOBAL SMALL CAP FUND	1.700
AMG TIMESSQUARE INTERNATIONAL SMALL CAP FUND	555.513
AMIF - EUROPEAN EQUITY	18.593
AMIF EMU EQUITY	18.440
AMP INTERNATIONAL EQUITY INDEX FUND	68.578
AMP INTERNATIONAL EQUITY INDEX FUND HEDGED	4.475
AMP WHOLESALE GLOBAL EQUITIES FUND	6.773
AMSELECT - BLACKROCK EURO EQUITY	68.110
AMSELECT - SYCOMORE EURO EQUITY GROWTH	136.036
AMUNDI ACCUMULAZIONE ITALIA PIR 2023	73.000
AMUNDI ACTIONS ASIE SMART	1.401
AMUNDI ACTIONS EUROPE ISR	7.771
AMUNDI ACTIONS PME	429.564
AMUNDI DIVIDENDO ITALIA	393.000
AMUNDI EQUITY EURO CONSERVATIV	217.646
AMUNDI ESG SELECTION BILANCIATO	13.810
AMUNDI ESG SELECTION CONSERVATIVO	7.687
AMUNDI ESG SELECTION DINAMICO	5.950
AMUNDI ETF PEA S P 500 UCITS E	2.108.080
AMUNDI EURO STOXX CLIMATE PARIS ALIGNED PAB	1.083
AMUNDI FDS GLOB MULTI ASSET CONSERVATIVE	98.444
AMUNDI FDS GLOBAL MULTI ASSET TARGET INC	14.839
AMUNDI FUNDS DYNAMIC MULTIFACTORS EURO	7.401
AMUNDI FUNDS EQUITY EURO RISK PARITY	64.510
AMUNDI FUNDS EURO MULTI ASSET TARGET INC	26.147
AMUNDI FUNDS EUROPEAN EQUITY CONSERVATIVE	4.073
AMUNDI FUNDS EUROPEAN EQUITY RISK PARITY	4.775
AMUNDI FUNDS GLOBAL MULTI ASSET	26.328
AMUNDI FUNDS MULTI ASSET CONSERVATIVE	18.034
AMUNDI FUNDS PIONEER FLEXIBLE OPPORTUNIT	42.101
AMUNDI INDEX MSCI EUROPE	222.042
AMUNDI INDEX MSCI WORLD	43.072
AMUNDI INDEX SOLUTIONS AMUNDI PRIME EUROPE	1.327
AMUNDI INDEX SOLUTIONS AMUNDI PRIME GLOBAL	4.626
AMUNDI MSCI EMU ESG UNIVERSAL SELECT	7.632
AMUNDI MSCI EUROPE	44.092
AMUNDI MSCI EUROPE CLIMATE PARIS ALIGNED PAB	494
AMUNDI MSCI EUROPE CLIMATE TRANSIT CTB	3.293
AMUNDI MSCI EUROPE ESG UNIVERSAL SELECT	233
AMUNDI MSCI EUROPE EX UK	400
AMUNDI MSCI WORLD CLIMATE PARIS ALPUM	947
AMUNDI MSCI WORLD CLIMATE PARIS ALIG PAB	2.442
AMUNDI MSCI WORLD CLIMATE TRANSITION CTB	22.480
AMUNDI MSCI WORLD ESG UNIVERSAL SELECT	100
AMUNDI OBIETTIVO CRESCITA 2022	542
AMUNDI OBIETTIVO CRESCITA 2022 DUE	666
AMUNDI OBIETTIVO RISPARMIO 2022	129
AMUNDI OBIETTIVO RISPARMIO 2022 DUE	173
AMUNDI OBIETTIVO RISPARMIO 2022 QUATTRO	134
AMUNDI OBIETTIVO RISPARMIO 2022 TRE	160
AMUNDI PATRIMOINE	58.409
AMUNDI PRIME EUROZONE	15.062
AMUNDI PRIME JAPAN	11.474
AMUNDI PROG INC REALE 2026	2.917
AMUNDI PROGETTO INCOME 2025	3.389
AMUNDI PROGETTO INCOME 2026 DUE	3.068
AMUNDI PROGETTO INCOME AGOSTO 2026	2.365
AMUNDI PROGETTO INCOME REALE 2027	3.692
AMUNDI SGR SPA	198.634
AMUNDI SGR SPA AMUNDI ELITE MULTI ASSET FLEXIBLE	57.270
AMUNDI SGR SPA AMUNDI RISPARMIO ITALIA	333.066
AMUNDI SGR SPA AMUNDI SVILUPPO ITALIA	1.033.000
AMUNDI SGR SPA OBBLIGAZIONARIO PIU' A DIS TRIBUZIONE	33.283
AMUNDI STOXX EUROPE 600	11.307
AMUNDI STRATEGIES ACTIONS EUROPE RISK PARITY	323

**FincoBank S.p.A.**  
**Assemblea Ordinaria/Straordinaria**  
**in unica convocazione**

**\* ELENCO DELEGANTI \***

AMUNDI TOTAL RETURN	3.560
AMUNDI TRANSMISSION PATRIMOINE	9.066
AMUNDI VALORE ITALIA PIR	174.080
AMUNDI WELTPORTFOLIO	1.626
ANDRA AP FONDEN	113.624
ANTHEM MASTER TRUST	113.825
AON CCF GLOBAL EQUITY FUND ARDEVORA	114.874
AON HEWITT COLLECTIVE INVESTMENT TRUST	34.208
AON SAVINGS PLAN TRUST	31.220
AP ACTIONS 1 EURO	26.020
AP ACTIONS 3 MIN VOL	9.963
AQR DELPHI LONG-SHORT EQUITY MASTER ACCOUNT LP CARE OF AQR CAPITAL MANAGEMENT LLC	67.118
AQR FUNDS - AQR INTERNATIONAL DEFENSIVE STYLE FUND	33.219
AQR GLOBAL DEFENSIVE EQUITY FUND LP	13.796
AQR STOCK SELECTION II MASTER ACCOUNT L.P. C/O AQR MANAGEMENT LLC	1.347
AQR TAX ADVANTGD ABS NON FLIP	52.566
AQR TAX AWARE DELPHI PLUS LONG SHORT EQUITY FUND LLC	650
AQR TAX AWARE TOTAL RETURN FUND LLC	4.961
AQUARIUS INTERNATIONAL FUND	112.809
ARAMCO US RETIREMENT INCOME PLAN TRUST	600
ARDEVORA GLOBAL SHARES FUND	52.679
ARGENTA DP	163.215
ARIZONA PSPRS TRUST	65.028
ARIZONA STATE RETIREMENT SYSTEM	132.018
ARIZONA STATE RETIREMENT SYSTEM	31.349
ARK LIFE ASSURANCE COMPANY DESIGNATED ACTIVITY COMPANY	25.268
ARKWRIGHT LLC	696
ARRCO LONG TERM F	183.215
ARRCO QUANT 1	31.585
ARRCO QUANT 2	157.906
ARTEMIS EUROPEAN OPPORTUNITIES FUND	194.866
ARVEST FOUNDATION	394
ARVESTAR ASSET MANAGEMENT SA REPRESENTING ARGENTA PENSIOENSPAARFONDS	527.700
ASCENSION ALPHA FUND LLC.	2.348
ASI - PROGETTO CEDOLA 06 2023	1.210
ASI - PROGETTO CEDOLA 09 2022	3.287
ASI - PROGETTO CEDOLA 10 2022	1.906
ASI - PROGETTO CEDOLA 12 2023	1.143
ASI PROGETTO AZ SOST IV	534
ASI PROGETTO AZI SOSTENIB III	1.869
ASI PROGETTO AZIONE	826
ASI PROGETTO AZIONE SOST II	764
ASI PROGETTO AZIONE SOST V	446
ASI PROGETTO CEDOLA 01 2024	2.150
ASI PROGETTO CEDOLA 04 2023	1.634
ASI PROGETTO CEDOLA 04 2024	1.158
ASI PROGETTO CEDOLA 05 2022	1.716
ASI PROGETTO CEDOLA 05 2023	1.550
ASI PROGETTO CEDOLA 06 2022	1.753
ASI PROGETTO CEDOLA 07 2022	1.616
ASI PROGETTO CEDOLA 07 2023	1.065
ASI PROGETTO CEDOLA 09 2023	1.678
ASI PROGETTO CEDOLA 10 2023	1.484
ASI PROGETTO CEDOLA 12 2022	2.908
ASR INSTITUT FONDSEN EUR AANDELEN	9.898
ASSET MANAGEMENT EXCHANGE CCF	229.782
ASSET MANAGEMENT EXCHANGE UCITS CCF	16.826
ASSURDIK	113.820
AT AND T SAVINGS GROUP INVESTMENT TRUST	40.967
ATBIS INTERNATIONAL EQUITY POOL	29.947
ATCP-UI-FONDS	5.966
ATOUT EUROLAND HAUT RENDEMENT	22.809
ATRIUM HEALTH FOUNDATION	2.673
AURION GLOBAL EQUITY FUND	1.692
AUSTRALIAN CAPITAL TERRITORY	16.190
AUSTRALIAN CATHOLIC SUPERANNUATION AND RETIREMENT FUND	5.082
AUSTRALIAN RETIREMENT TRUST	322.561
AUSTRALIANSUPER	27.683
AVIVA INVESTORS INVESTMENT FUNDS ICVC AVIVA INVESTORS INTERNATIONAL INDEX TRACKING FUND	8.948
AVIVA INVESTORS PASSIVE FUNDS ACS - AI 30:70 GLOBAL EQUITY (CURRENCY HEDGED) INDEX FUND	5.754
AVIVA INVESTORS PASSIVE FUNDS ACS - AI 50:50 GLOBAL EQUITY INDEX FUND	48.973
AVIVA INVESTORS PASSIVE FUNDS ACS - AI 60:40 GLOBAL EQUITY INDEX FUND	19.677
AVIVA INVESTORS PASSIVE FUNDS ACS - AI CONTINENTAL EUROPEAN EQUITY INDEX FUND	126.000
AVIVA INVESTORS PASSIVE FUNDS ACS - AI DEVELOPED EUROPEAN EX UK EQUITY INDEX FUND	171.483
AVIVA INVESTORS PASSIVE FUNDS ACS - AI DEVELOPED WORLD EX UK EQUITY INDEX FUND	29.319



**FinacoBank S.p.A.**  
**Assemblea Ordinaria/Strordinaria**  
**in unica convocazione**

**\* ELENCO DELEGANTI \***

AVIVA INVESTORS PORTFOLIO FUNDS ICVC AVIVA INVESTORS MULTI-ASSET CORE FUND I	230
AVIVA INVESTORS PORTFOLIO FUNDS ICVC AVIVA INVESTORS MULTI-ASSET CORE FUND II	1.636
AVIVA INVESTORS PORTFOLIO FUNDS ICVC AVIVA INVESTORS MULTI-ASSET CORE FUND III	2.589
AVIVA INVESTORS PORTFOLIO FUNDS ICVC AVIVA INVESTORS MULTI-ASSET CORE FUND IV	2.242
AVIVA INVESTORS PORTFOLIO FUNDS ICVC AVIVA INVESTORS MULTI-ASSET CORE FUND V	536
AVIVA LIFE & PENSIONS IRELAND DAC	32.031
AVIVA LIFE & PENSIONS UK LIMITED	718.155
AWARE SUPER	1.584.769
AXA AA DIVERSIFIE INDICIEL I	39.003
AXA Avenir ENTREPRENEURS	50.888
AXA GENERATION EQUILIBRE	221.040
AXA GENERATION EUROPE ACTIONS	270.067
AXA IM FLEX 100	139.626
AXA INVESTMENT MANAGERS UK LIMITED	71.492
AXA INVESTMENT MANAGERSECONOMICSTRENDS EQUITY CIIF	59.466
AXA MPS FINANCIAL DESIGNATED ACTIVITY CO	750.000
AXA OPTIMAL INCOME	1.883.528
AXA ROSENBERG EUROBL0C	67.684
AXA VALEURS EURO	600.000
AXA VORSORGE FONDS EQUITIES GLOBAL MARKETS III CREDIT SUISSE FUNDS AG	1.295
AXA VORSORGE FONDS II EQUITIES GLOBAL MARKETS PASSIVE CREDIT SUISSE FUNDS AG	32.212
AXA WORLD FUNDS	9.458.889
AZ FUND I AZ EQUITY EUROPE	120.800
AZIMUT CAPITAL MANAGEMENT SGR S.p.A	70.000
AZL DFA INTERNATIONAL CORE EQUITY FUND	4.911
AZL INTERNATIONAL INDEX FUND	58.168
AZL MSCI GLOBAL EQUITY INDEX FUND	5.399
BAILLIE GIFFORD COLLECTIVE INVESTMENT TRUST	555.987
BAILLIE GIFFORD EUROPEAN FUND	3.128.210
BAILLIE GIFFORD EUROPEAN GROWTH TRUST PLC	483.414
BAILLIE GIFFORD INTERNATIONAL ALPHA FUND	2.179.395
BAILLIE GIFFORD MANAGED FUND A SUB FUND OF THE BAILLIE GIFF FUNDS ICVC	1.916.316
BAILLIE GIFFORD UK AND WORLDWIDE EQUITY FUND	84.157
BAILLIE GIFFORD WORLDWIDE FUNDS PLC: BG WORLDWIDE PAN-EUROPEAN FUND	182.773
BAILLIE GIFFORD WORLDWIDE FUNDS PLC: BAILLIE GIFFORD WORLDWIDE EUR GROWTH	2.062
BAKER HUGHES INCORPORATED MASTER TRUST	142.734
BANCO CENTRAL DE TIMOR-LESTE (BCTL)	39.147
BANCO NACIONAL DE PANAMA ACTING AS TRUSTEE OF THE FIDUCIARIO DE FONDOS DE AHORRO DE PANAMA	3.007
BANK OF BOTSWANA	39.300
BANK OF KOREA	18.813
BANK OF KOREA	37.303
BANQUE PICTET AND CIE SA	46.590
BANSABADELLI 2000 FP	126
BANSABADELLI 36, F.P.	664
BARINGS INVESTMENT FUNDS PLC	209.900
BATTELLE MEMORIAL INSTITUTE	14.310
BCT POOLED INVESTMENT FUND SERIES SMART EUROPEAN EQUITY FUND	5.399
BEAR CREEK INC	9.322
BEAT DRUGS FUND ASSOCIATION	752
BEL EQUITY EUROPE ESG	65.855
BELFIUS EQUITIES NV	578.738
BELFIUS PENSION FUND BALANCED PLUS	205.987
BELFIUS PENSION FUND HIGH EQUITIES	546.084
BELFIUS PENSION FUND LOW EQUITIES	87.825
BELL ATLANTIC MASTER TRUST	2.348
BELLEVUE FUNDS (LUX) BB ENTREPRENEUR EUROPE SMALL	97.445
BELLSOUTH CORP REA VIBA TRUST	7.169
BEST INVESTMENT CORPORATION	6.865
BESTSELECT - UBS SRI GLOBAL EQUITY	6.943
BETURN	97.534
BFI EURO FUTUR ISR	21.500
BIMCOR GLOBAL EQUITY POOLED FUND	26.497
BLACKROCK AUTHORIZED CONTRACTUAL SCHEME I	411.454
BLACKROCK CDN MSCI ACWI EX-CANADA INDEX FUND	14.606
BLACKROCK CDN MSCI EAFE EQUITY INDEX FUND	267.941
BLACKROCK CDN WORLD INDEX FUND	23.594
BLACKROCK EUROFUND	139.537
BLACKROCK FUND MANAGERS LTD	8.814.359
BLACKROCK GLOBAL FUNDS	14.279.616
BLACKROCK GLOBAL INDEX FUNDS	32.284
BLACKROCK GREATER EUROPE INVESTMENT TRUST PLC	823.358
BLACKROCK INDEX SELECTION FUND	419.426
BLACKROCK INSTITUTIONAL POOLED FUNDS PLC	113.777
BLACKROCK INSTITUTIONAL TRUST COMPANY, N.A. INVESTMENT FUNDS FOR EMPLOYEE BENEFIT TRUSTS	4.121.229

**FinecoBank S.p.A.**  
**Assemblea Ordinaria/Strordinaria**  
**in unica convocazione**

\* ELENCO DELEGATI \*

BLACKROCK INTERNATIONAL INDEX V.I. FUND OF BLACKROCK VARIABLE SERIES FUNDS, INC.	7.920
BLACKROCK LIFE LIMITED	24.881
BLACKROCK LIFE LTD	475.684
BLACKROCK MSCI EAFE EQUITY INDEX NON-LENDABLE FUND B	110.035
BLACKROCK TACTICAL OPPORTUNITIES FUND OF BLACKROCK FUNDS	11.050
BLACKROCK UCITS CCF BLACKROCK ASSET MANAGEMENT IRELAND LIMITED	66.103
BMO MSCI EAFE INDEX ETF	152.250
BMO MSCI EUROPE HIGH QUALITY HEDGED TO CAD INDEX ETF	93.581
BMO MSCI EUROPE QUALITY HEDGED TO USD ETF	4.486
BNP PARIBAS ACTIONS ENTREPRENEURS	231.492
BNP PARIBAS ACTIONS PME ETI ISR	347.019
BNP PARIBAS ACTIONS PME ISR	340.344
BNP PARIBAS B PENSION SUSTAINABLE BALANCED	559.412
BNP PARIBAS B PENSION SUSTAINABLE GROWTH	101.001
BNP PARIBAS B PENSION SUSTAINABLE STABILITY	33.695
BNP PARIBAS EASY - MSCI EUROPE EX CW	49.916
BNP PARIBAS EASY - MSCI EUROPE SMALL CAPS SRI S-SERIES 5 CAPPED	350.000
BNP PARIBAS EQUITY - FOCUS ITALIA	67.452
BNP PARIBAS FINANCE EUROPE ISR	153.284
BNP PARIBAS FUNDS - EURO DEFENSIVE EQUITY	120.599
BNP PARIBAS FUNDS - EURO MID CAP	56.990
BNP PARIBAS FUNDS - SUSTAINABLE EURO LOW VOL EQUITY	110.262
BNP PARIBAS FUNDS - SUSTAINABLE EURO MULTI-FACTOR EQUITY	92.167
BNP PARIBAS FUNDS - SUSTAINABLE EUROPE MULTI-FACTOR EQUITY	204.661
BNP PARIBAS MIDCAP EURO	83.320
BNP PARIBAS SMALL CAP EUROLAND ISR	531.796
BNPFS FUND EQUITY EUROPE	243.976
BNY MELLON INTERNATIONAL EQUITY ETF	4.460
BNY MELLON INTERNATIONAL STOCK INDEX FUND	17.878
BNYM MELLON CDSL INTERNATIONAL STOCK INDEX FUND	48.437
BNYM MELLON DTLNSL INTERNATIONAL STOCK INDEX FUND	28.121
BNZ WHOLESALE INTERNATIONAL EQUITIES (INDEX) FUND	13.898
BOARD OF PENSIONS OF THE EVANGELICAL LUTHERAN CHURCH IN AME	127.184
BOARD OF PENSIONS OF THE EVANGELICAL LUTHERAN CHURCH IN AMERICA	125.647
BON SECOURS MERCY HEALTH	56.111
BOSTON RETIREMENT SYSTEM	73.059
BOY SCOUTS OF AMERICA MASTER PENSION TRUST	83.089
BP PENSION FUND	12.179
BPB INVESTMENT LP	878
BRIDGE BUILDER INTERNATIONAL E	30.842
BRIGHTHOUSE FUNDS TRUST II METLIFE MSCI EAFE INDEX PORTFOLIO	40.655
BRITISH COLUMBIA INVESTMENT MANAGEMENT CORPORATION	8.921
BRUCE P BICKNER TRUST MAWER INTL	170
BRUCE POWERPENSION PLAN	160.527
BRUNEI SHELL RETIREMENT BENEFIT FUND	448
BRUNSWICK UNIT 2 QUALIFIED NUCLEAR	72.650
BS PREVISION EMPRESAS EPSV DE EMPLEO	434
BSA COMMINGLED ENDOWMENT FUND LP	23.147
BT INTERNATIONAL SHARES INDEX FUND	47.754
BT WHOLESALE MULTI-MANAGER INTERNATIONAL SHARE FUND	71.072
BUMA-UNIVERSAL-FONDS I	92.530
BUNKATTY HOLDINGS LLC	1.488
BUREAU OF LABOR FUNDS - LABOR RETIREMENT FUND	5.545
BUREAU OF LABOR FUNDS-LABOR PENSION FUND	155.057
CAISSE DE DEPOT ET PLACEMENT DUQUEBEC	62.412
CAISSE DE RETRAITE D'HYDRO QUEBEC	77.052
CAISSE DES DEPOTS ET CONSIGNATIONS	50.185
CALIFORNIA IRONWORKERS FIELD PENSION TRUST	339.754
CALIFORNIA STATE TEACHERS' RETIREMENT SYSTEM	3.998.812
CALVERT CLIFFS NUCLEAR POWER PLANT UNIT ONE QUALIFIED FUND	2.500
CALVERT INTERNATIONAL OPPORTUNITIES FUND	369.009
CALVERT INTERNATIONAL RESPONSIBLE INDEX FUND	29.268
CALVERT VP EAFE INTERNATIONAL INDEX PORTFOLIO	4.632
CANADA PENSION PLAN INVESTMENT BOARD (CPPIB)	651.339
CANADA POST CORPORATION REGISTERED PENSION PLAN	62.981
CANDRIAM EQUITIES I EMU INNOVATION	100.946
CANDRIAM EQUITIES I EUROPE INNOVATION	2.844.055
CANDRIAM EQUITIES I EUROPE OPTIMUM QUALITY	614.997
CANDRIAM FUND SUSTAINABLE EUROPEAN EQUITIES FOSSIL FREE	88.887
CANDRIAM SUSTAINABLE EQUITY EMU	305.684
CANDRIAM SUSTAINABLE EQUITY EUROPE	1.524.971
CANDRIAM SUSTAINABLE EU SMALL MID CAP	315.161
CAPITAL GROUP EMPLOYEE BENEFIT INVESTMENT TRUST	442.755
CAPITAL GROUP GLOBAL EQUITY FUND (CANADA)	3.678.000
CAPITAL INTERNATIONAL FUND	35.932
CAPITAL WORLD GROWTH AND INCOME FUND	7.743.726



Finmeccanica S.p.A.  
Assemblea Ordinaria/Straordinaria  
in unica convocazione

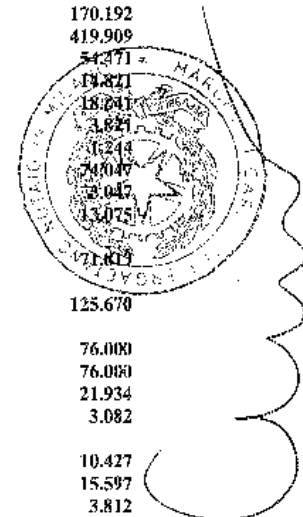
\* ELENCO DELEGANTI \*

CARBP DIVERSIFIED ACTION EURO	35.519
CARDIF BNPP IP SMID CAP EURO	391.204
CARDIF BNPP IP SMID CAP EUROPE	142.174
CAREFIRST INC. RETIREMENT PLANTRUST	54.000
CARMIGNAC PORTFOLIO - PATRIMOINE EUROPE	267.107
CARMIGNAC PORTFOLIO GRANDE EUROPE	838.698
CAROL J BARNETT CRUT II	2.724
CAROL L BARNETT CHARITABLE REMAIND 10571068350	4.882
CARROLL AVENUE PARTNERS LLC	71
CASTELLANA PENSIONES FP	193
CATHERINE KING	799
CAVECO GROUPAMA DIVERSIFIED	76.615
CAYMAN ISLANDS CHAMBER OF COMMERCE PENSION FUND	3.352
CC & T. INTERNATIONAL EQUITY FUND	19.809
CC&L ALTERNATIVE GLOBAL EQUITY FUND	35
CC&L GLOBAL EQUITY FUND	19.042
CC&L Q GLOBAL SMALL CAP EQUITY FUND	113
CC&L Q GROUP GLOBAL EQUITY FUND	7.760
CC&L Q INTERNATIONAL SMALL CAP EQUITY FUND	66
CC&L ALTERNATIVE GLOBAL EQUITY	92
CDN MSCI EAFE MINIMUM VOLATILITY INDEX FUND	7.009
CENTRAL PENSION FUND OF THE INTERNATIONAL UNION OF OPERATING EMPLOYERS	13.668
CENTRAL PROVIDENT FUND BOARD	1.015
CERVURITE INTERNATIONAL LLC	17.313
CGMPV, LLC	428
CHALLENGE FUNDS CHALLENGE FINANCIAL EQUITY FUND	474.281
CHALLENGE FUNDS CHALLENGE ITALIAN EQUITY FUND	200.088
CHARLES A FEAGIN 2012 TRUST FBO MOR	3.216
CHARLES FEAGIN	999
CHCP GLOBAL SECURITIES LP	753
CHEVRON UK PENSION PLAN	3.659
CHRISTIAN SUPER	1.872
CHRISTOPHER J MILLERCHIP	658
CHURCH OF THE HOLYCOMFORTER	1.286
CIBC EUROPEAN INDEX FUND	3.707
CIBC INTERNATIONAL EQUITY INDEXETF	473
CIBC INTERNATIONAL INDEX FUND	36.140
CIBC PENSION PLAN TRUST FUND	2.445
CIBC POOLED INTERNATIONAL EQUITY INDEX FUND	1.054
CINDY SPRINGS LLC	48.975
CIPAV ALOIS	79.041
CITI RETIREMENT SAVINGS PLAN	32.632
CITIBANK UK LIMITED AS TRUSTEE FOR ASI (STANDARD LIFE) EUROPE	794.488
CITITRUST LIMITED	12.638
CITITRUST LIMITED AS TRUSTEE OF BLACKROCK PREMIER FUNDS BLACKROCK WORLD EQUITY INDEX FUND	3.142
CITY OF FRESNO RETIREMENT SYSTEMS	264.016
CITY OF LOS ANGELES FIRE AND POLICE PENSION PLAN	47.758
CITY OF LOS ANGELES FIRE AND POLICE PENSION PLAN	744.961
CITY OF MILWAUKEE EMPLOYEES RETIREMENT SYSTEM	62.599
CITY OF NEW YORK GROUP TRUST	250.286
CITY OF PHILADELPHIA PUBLIC EMPLOYEES RETIREMENT SYSTEM	35.829
CITY UNIVERSITY OF NEW YORK	867
CIVIL SERVICE EMPLOYEES PENSION FUND	6.512
CLEARWATER INTERNATIONAL FUND	3.831
CLICOME INDEX EMU EQUITIES	21.129
CLICOME INDEX EUROPE EQUITIES	8.626
CM-AM SMALL & MIDCAP EURO	470.000
CMLA INDEXED GLOBAL SHARE FUND	2.970
CNBF RB AXA FLEXIBLE	44.959
CNBF RC AXA FLEXIBLE	106.597
CNP ASSUR EUROPE CANDRIAM	142.430
CNP ASSUR SMID CAP EUROPE	75.437
COLLEGE RETIREMENT EQUITIES FUND	1.000.568
COLONIAL FIRST STATE INVESTMENTS LIMITED...	57.495
COMMINGLED PENSION TRUST FUND (EAFE EQUITY INDEX) OF JP MORGAN CHASE BANK, N.A.	287.587
COMMINGLED PENSION TRUST FUND (INTERNATIONAL RESEARCH ENHANCED EQUITY II) OF JPMORGAN CHASE BANK, N.A.	420.673
COMMONFUND STRATEGIC SOLUTIONS GLOBAL EQUITY LLC	73.669
COMMONSPIRIT HEALTH OPERATING INVESTMENT POOL LLC	68.426
COMMONSPIRIT HEALTH RETIREMENT MASTER TRUST	26.766
COMMONWEALTH BANK GROUP SUPER GROUND FLOOR	133.487
COMMONWEALTH GLOBAL INFRASTRUCTURE SECURITIES FUND 1	36.394
COMMONWEALTH OF PENNSYLVANIA PUBLIC SCHOOL EMPLOYEES RETIR	67.117
COMMONWEALTH OF PENNSYLVANIA PUBLIC SCHOOL EMPLOYEES RETIREMENT SYSTEM	535.797
COMMONWEALTH OF PENNSYLVANIA TREASURY	3.251

**FincoBank S.p.A.**  
**Assemblea Ordinaria/Straordinaria**  
**in unica convocazione**

**\* ELENCO DEI EGANTI \***

COMMONWEALTH SUPERANNUATION CORPORATION AS TRUSTEE FOR ARIA	15.397
COMPASS BALANCED GROWTH PORTFOLIO	154.607
COMPASS BALANCED PORTFOLIO	209.324
COMPASS CONSERVATIVE BALANCED PORTFOLIO	177.144
COMPASS CONSERVATIVE PORTFOLIO	40.352
COMPASS GROWTH PORTFOLIO	91.674
COMPASS MAXIMUM GROWTH PORTFOLIO	29.201
COMPT - EUROPE	42.174
CONCORDE 96 (ACTION EURO)	19.724
CONNECTICUT GENERAL LIFE INSURANCE COMPANY	11.359
CONSERVATION INTERNATIONAL FOUNDATION, INC.	115
CONSOLIDATED EDISON RETIREMENT PLAN	27.164
CONSTRUCTION AND BUILDING UNIONS SUPERANNUATION FUND	27.258
CONTI GESTION	78.000
CONVICTION PATRIMOINE	10.900
CORDIUS WORLD EQUITIES QUALITY	13.875
CORNELL UNIVERSITY	2.376
CORTEVA AGRISCIENCE DEFINED CONTRIBUTION PLAN MASTER TRUST	19.179
COSMOPOLITAN INVESTMENT FUND	5.743
COUNSEL DEFENSIVE GLOBAL EQUITY	2.092
COUNSEL INTERNATIONAL GROWTH	181.805
COUNTY AND MUNICIPAL GOVERNMENT CAPITAL IMPROVEMENT TRUST FUND	82.600
COUNTY OF LOS ANGELES DEFERRED COMPENSATION AND THRIFT PLAN	19.330
COUNTY OF LOS ANGELES SAVINGS PLAN AND THRIFT PLAN	4.020
COUNTY OF SANTA CLARA	15.117
COX ENTERPRISES INC MASTER TRUST	158.066
CPR EUROLAND PREMIUM ESG	45.377
CPR SILVER AGE POCHÉ COR	1.700.858
CREDIT SUISSE ASSET MANAGEMENT LLC ON BEHALF OF CS HOLDING CO CREDIT SUISSE ASSET	149.274
MANAGEMENT SWITZERLAND AG ACTING AS	
CREDIT SUISSE FUNDS AG	10.820
CREDIT SUISSE INDEX FUND (LUX)	298.293
CREDIT SUISSE LUX EUROPEAN ENTREPRENEUR EQUITY FUND	109.535
CRN ODDO ACTIONS	265.566
CRUX GLOBAL FUND	141.881
CSAA INSURANCE EXCHANGE	1.654
CSIF 2 CREDIT SUISSE LUX COPERNICUS ITALY EQUITY FUND	170.192
CSIF 2 CREDIT SUISSE LUX SMALL MID CAP ALPHA LONG SHORT FUND	419.909
CSIF CH EQUITY EMU CREDIT SUISSE FUNDS AG	54.471
CSIF CH EQUITY EUROPE LX CH BLUE CREDIT SUISSE FUNDS AG	13.821
CSIF CH III EQUITY WORLD EX CH MINIMUM VOLATILITY PF CREDIT SUISSE FUNDS AG	18.041
CSIF CH III EQUITY WORLD EX CH QUALITY PENSION FUND CREDIT SUISSE FUNDS AG	3.821
CSIF CH III EQUITY WORLD EX CH VALUE WEIGHTED PENSION FUND CREDIT SUISSE FUNDS AG	16.244
CUBIST CORE INVESTMENTS L.P. C O POINT72	240.47
CUSTODY BANK OF JAPAN LTD	3.047
CUSTODY BANK OF JAPAN, LTD. AS TRUSTEE FOR JAPAN SCIENCE AND TECHNOLOGY AGENCY	13.075
16619-9962	71.819
CUSTODY BANK OF JAPAN, LTD. AS TRUSTEE FOR MIZUHO TRUST & BANKING CO., LTD. AS TRUSTEE	
FOR INTERNATIONAL EQUITY PASSIVE	
CUSTODY BANK OF JAPAN, LTD. AS TRUSTEE FOR MIZUHO TRUST & BANKING CO., LTD. AS TRUSTEE	125.670
FOR PENSION FUND ASSOCIATION	
CUSTODY BANK OF JAPAN, LTD. RE: RB TOKKIN 18420-7095	76.000
CUSTODY BANK OF JAPAN, LTD. RE: RB TOKKIN 18420-7096	76.000
CUSTODY BANK OF JAPAN, LTD. RE: SMTH GLOBAL SMALLER COMPANIES MOTHER FUND	21.934
CUSTODY BANK OF JAPAN, LTD. RE: STB BNP PARIBAS EUROPE EQUITY INCOME AND GROWTH	3.082
MOTHER FUND	
CUSTODY BANK OF JAPAN, LTD. RE: STB FOREIGN STOCK INDEX MOTHER FUND(CURRENCY HEDGED)	10.427
CYSTIC FIBROSIS FOUNDATION	15.597
DANICA PENSION, LIVSFORSIKRINGSAKTIESELSKAB	3.812
DANSKE INVEST SICAV GLOBAL INDEX	22.002
DEAM FONDS CFI	5.380
DEAM FONDS ZDV	6.905
DEGROOF PETERCAM ASSET MANAGEMENT REPRESENTING ERGO FUND	23.580
DEKA-MASTER HAFK I	48.018
DELEN PRIVATE BANK NV	243.091
DESJARDINS GLOBAL SMALL CAP EQUITY FUND	191.326
DETROIT EDISON QUALIFIED NUCLEAR DECOMMISSIONING TRUST	10.789
DEUTSCHE DCG EQ	4.119
DEVELOPED EX-FOSSIL FUEL INDEX FUND B (FIDEVXFF)	3.645
DEVELOPED INTERNATIONAL EQUITY SELECT ETF	1.465
DFL LP EQUITY (PASSIVE)	1.693
DIGITAL FUNDS STARS EUROPE	155.894
DIGNITY PRE ARRANGEMENT LIMITED	3.656
DILLON MARKETABLE SECURITIES COMMON TRUST FUND C O KESWICK MANAGEMENT	1.881
DIOCESE OF VENICE PENSION PLAN AND TRUST	590
DNCA SRI EURO QUALITY	705.136



**FinereBank S.p.A.**  
**Assemblea Ordinaria/Straordinaria**  
**in unica convocazione**

**\* ELENCO DELEGANTI \***

DORIS CHRISTOPHER	28.994
DOW RETIREMENT GROUP TRUST	77.458
DPAM B	2.792.200
DPAM DBI RDT	30.083
DPAM L	15.100
DREW M ANDRADE 2016 TR UAD FEB 8 1991	3.140
DRIEHAUS MICRO CAP GROWTH FUND	96.244
DUKE ENERGY QUALIFIED NUCLEAR DECOMMISSIONING	25.722
DWS INVESTMENT GMBH FOR DEAMFONDS GSK J	7.250
DWS INVESTMENT GMBH FOR DEAMFONDS KGPENSIONEN	1.766
DWS INVESTMENT GMBH FOR DEAMFONDS PG EQ	15.639
DWS INVESTMENT GMBH FOR DEAMFONDS PPC GEO	1.144
DWS INVESTMENT GMBH FOR DWS QI EUROZONE EQUITY	29.344
DWS INVESTMENT GMBH FOR DWS QI LOWVOL EUROPE	353.745
DWS INVESTMENT GMBH FOR MULTINDEX EQUITY FUND	4.980
DWS INVESTMENT GMBH ON BEHALF OF DWS FONDS BPT	89.366
DWS INVESTMENT SA FOR ARERO DER WELTFONDS	15.670
DWS MULTI ASSET PIR FUND	80.880
DYNASTY INVEST LTD	1.354
EATON VANCE GLOBAL SMALLCAP EQUITY FUND	20.932
EATON VANCE INTERNATIONAL SMALLCAP FUND	39.651
EATON VANCE MANAGEMENT	892
EATON VANCE TRUST COMPANY COLLECTIVE INVESTMENT	743
EATON VANCE TRUST COMPANY COLLECTIVE INVESTMENT TRUST	23.146
EATON VANCE TRUST COMPANY INTERNATIONAL SMALL CAP COMMON TR	15.640
FBK-AKTIE-UNIVERSAL-FONDS	70.210
ECOFI ACTIONS RENDEMENT EURO	29.500
ECOFI Avenir PLUS	36.000
ECUREUIL PROFIL 75 (ACTIONS)	64.319
ECUREUIL PROFIL 90 ACTIONS EUR	236.904
EDMOND DE ROTHSCHILD ASSET MANAGEMENT (EDRAM)	51.806
EDMOND DE ROTHSCHILD FUND EQUITY EURO CORE	322.560
EDMOND DE ROTHSCHILD FUND EQUITY OPPORTUNITIES	54.090
EDR SICAV - EQUITY EURO SOLVE	75.110
EDR SICAV - EURO SUSTAINABLE EQUITY	273.653
EDR SICAV - EUROPE MIDCAPS	111.910
ELEVA UCITS FUND - ELEVA LEADERS SMALL & MIDCAP EUROPE FUND	436.742
ELISABETH ROSSMAN	757
ELIZABETH RIORDAN	1.864
EMBO-FONDS	15.230
EMERGENCY SERVICES SUPERANNUATION SCHEME	2.133
EMPIRE LIFE EMBLEM AGGRESSIVE GROWTH PORTFOLIO	9.958
EMPIRE LIFE EMBLEM BALANCED PORTFOLIO	17.135
EMPIRE LIFE EMBLEM CONSERVATIVE PORTFOLIO	9.656
EMPIRE LIFE EMBLEM DIVERSIFIED INCOME PORTFOLIO	1.945
EMPIRE LIFE EMBLEM GROWTH PORTFOLIO	27.064
EMPIRE LIFE EMBLEM MODERATE GROWTH PORTFOLIO	24.112
EMPLOYEES RETIREMENT FUND OF THE CITY OF DALLAS	49.257
EMPLOYEES RETIREMENT SYSTEM OF THE CITY OF BALTIMORE	789
ENERGY INSURANCE MUTUAL LIMITED	4.702
ENGADINE EQUITY MASTER FUND	295.469
ENHANCED INDEX INTERNATIONAL SHARE FUND	34.948
ENSIGN PEAK ADVISORS INC	487.135
EPOCH GLOBAL EQUITY FUND	2.159.482
EPOCH INTERNATIONAL EQUITY FUND	511.597
EPOCH INVESTMENT FUNDS PUBLIC LIMITED COMPANY	3.724
EPS	8.517
EQ ADVISORS TRUST - ATM INTERNATIONAL MANAGED VOLATILITY PORTFOLIO	48.764
EQ ADVISORS TRUST - EQ/AB DYNAMIC AGGRESSIVE GROWTH PORTFOLIO	3.529
EQ ADVISORS TRUST - EQ/AB DYNAMIC GROWTH PORTFOLIO	6.731
EQ ADVISORS TRUST - EQ/AB DYNAMIC MODERATE GROWTH PORTFOLIO	14.864
EQ ADVISORS TRUST - EQ/GLOBAL EQUITY MANAGED VOLATILITY PORTFOLIO	22.490
EQ ADVISORS TRUST - EQ/INTERNATIONAL CORE MANAGED VOLATILITY PORTFOLIO	25.374
EQ ADVISORS TRUST - EQ/INTERNATIONAL MANAGED VOLATILITY PORTFOLIO	76.412
EQ ADVISORS TRUST - EQ/INVESCO INTERNATIONAL GROWTH PORTFOLIO	305.829
EQUIPSUPER	11.403
EQUITABLE FINANCIAL LIFE INSURANCE COMPANY	5.452
ERAPP ACTIONS EURO VII	232.066
ERIE COMMUNITY FOUNDATION	4.400
ES RIVER AND MERCANTILE GLOBAL RECOVERY FUND	60.513
ESPERIDES DAA AXA IM	132.802
ESSENTIA HEALTH	3.204
EUROPACIFIC GROWTH FUND	30.321.846
EUROPE EQUITY INDEX ESG SCREENED FUND B(EURXCWB)	16.221
EUROPEAN CENTRAL BANK	51.955
EUROPEAN EQUITY FUND, SERIES OF KOKUSAI TRUST	7.235

**FincoBank S.p.A.**  
**Assemblea Ordinaria/Straordinaria**  
**in unica convocazione**

**\* ELENCO DELEGANTI \***

EXEC FAMILY TRUST M POND 11 FAMILY TRUST	1.714
EXELON FITZPATRICK QUALIFIED FUND	2.472
EXETER TRUST COMPANY COLLECTIVE INVESTMENT FUNDS FOR EMPLOYEE BENEFIT TRUSTS	225.933
FAGUS	132.651
FAMILY INVESTMENTS CHILD TRUST FUND	17.816
FAMILY INVESTMENTS GLOBAL ICVC FAMILY BALANCED INTERNATIONAL FUND	9.670
FANCELI FOUNDATION INC	1.716
FC CARPIMKO (ACTIONS EURO)	58.899
FCF INTERNATIONAL QUALITY ETF	24.176
FCF DOUBBON 7	77.330
FCF CARP INDO	78.991
FCF CARPIMKO EUROPE	34.000
FCF ECUREUIL RETRAITE EURO ACTIONS 4	340.000
FCF ERAIP ACTIONS EURO 7	325.000
FCF FCE PLCT INTERNATIONAL ESG PLUS	266.608
FCF FRANCE PLACEMENT EURO ESG	252.318
FCF FRANCE PLCT INTERNATIONAL ESG	31.010
FCF GROUPAMA GRAND EST	8.562
FCF GROUPAMA PHARMA DIVERSIFIE	105.000
FCF IRCOM RETRAITE DIVERSIFIE 2	38.704
FCF MANDARINE OPTIMAL VALUE	30.758
FCF SODIUM I	50.665
FCPE IBM FRANCE C	6.800
FDNC ACTIONS EUROPE	33.208
FDRN AMUNDI	27.106
FEDERATED GLOBAL ALLOCATION FUND	11.814
FEDERATED KAUFMANN FUND	4.205.000
FEDERATED KAUFMANN FUND II	111.490
FEDERATED KAUFMANN SMALL CAP FUND	4.530.000
FERROATLANTICA 92 FP	191
FIAM GROUP TRUST FOR EMPLOYEE BENEFIT PLANS	2.104.730
FIAM SELECT INTERNATIONAL EQUITY FUND, LLC	53.138
FIAM SELECT INTERNATIONAL SMALL CAP EQUITY FUND, LLC	108.560
FIDDLER PARTNERS LLC	329
FIDELITY CONCORD STREET TRUST FIDELITY INTERNATIONAL INDEX FUND	1.469.586
FIDELITY CONCORD STREET TRUST FIDELITY SERIES INTERNATIONAL INDEX FUND	11.038
FIDELITY FUNDS - SUSTAINABLE RESEARCH ENHANCED EUROPE EQUITY POOL	23
FIDELITY GLOBAL SMALL CAP FUND	7.812
FIDELITY GROUP TRUST FOR EMPLOYEE BENEFIT PLANS	1.037.757
FIDELITY INTERNATIONAL EQUITY INSTITUTIONAL TRUST	107.480
FIDELITY INTERNATIONAL EQUITY MULTI-ASSET BASE FUND	435.900
FIDELITY INTERNATIONAL HIGH QUALITY INDEX ETF	122.541
FIDELITY INVESTMENT FUNDS - FIDELITY INDEX EUROPE EX UK FUND	13.467
FIDELITY INVESTMENT FUNDS - FIDELITY INDEX WORLD FUND	13.467
FIDELITY INVESTMENT TRUST FIDELITY DIVERSIFIED INTERNATIONAL	969.775
FIDELITY INVESTMENT TRUST FIDELITY DIVERSIFIED INTERNATIONAL FUND	2.900.306
FIDELITY INVESTMENT TRUST FIDELITY ENDURING OPPORTUNITIES FUND	1.838
FIDELITY INVESTMENT TRUST FIDELITY SAI INTERNATIONAL SMA COMPLETION FUND	529.567
FIDELITY INVESTMENT TRUST FIDELITY SERIES OVERSEAS FUND	6.872.185
FIDELITY LONGTERM LEADERS FUND	4.349
FIDELITY RUTLAND SQUARE TRUST II STRATEGIC ADV FIDELITY INT FND	946.174
FIDELITY RUTLAND SQUARE TRUST II STRATEGIC ADVISERS INT FUND	265.034
FIDELITY SAI INTERNATIONAL INDEX FUND	201.378
FIDELITY SALEM STREET TRUST FIDELITY GLOBAL EX U.S. INDEX FUND	213.893
FIDELITY SALEM STREET TRUST FIDELITY SAI INTERNATIONAL MOMENTUM INDEX FUND	155.932
FIDELITY SALEM STREET TRUST FIDELITY SAI INTERNATIONAL QUALITY INDEX FUND	96.646
FIDELITY SALEM STREET TRUST FIDELITY TOTAL INTERNATIONAL INDEX FUND	178.547
FIDELITY SALEM STREET TRUST FIDELITY ZERO INTERNATIONAL INDEX FUND	70.405
FIDELITY SECURITIES FUND FIDELITY FLEX LARGE CAP GROWTH FUND	1.432.471
FIDELITY SELECT GLOBAL EQUITY INSTITUTIONAL TRUST	5.245
FIDELITY SELECT GLOBAL PLUS ALLCAP EQUITY INSTITUTIONAL TRUST	9.922
FIDELITY SELECT INTERNATIONAL EQUITY INSTITUTIONAL TRUST	68.295
FIDELITY UCITS ICAV - FIDELITY SUSTAINABLE RESEARCH ENHANCED EUROPE EQUITY UCITS ETF	1.848
FIDELITY UCITS II ICAV/FIDELITY MSCI EUROPE INDEX FUND	1.979
FIDELITY UCITS II ICAV/FIDELITY MSCI WORLD INDEX FUND	2.187
FIDUCIE GLOBALE DE LA SOCIETE DETRANSPORT DE MONTREAL	81.629
FINANCIAL INVESTORS TRUST	750
FIRE AND POLICE EMPLOYEES' RETIREMENT SYSTEM OF THE CITY OF BALTIMORE	69.867
FIRE AND POLICE PENSION ASSOCIATION OF COLORADO	43.886
FIREMEN'S ANNUITY AND BENEFIT FUND OF CHICAGO	14.058
FIRST CHURCH OF CHRIST SCIENTIST	738
FIRST INITIATIVES INSURANCE LTD	12.844
FIRST TRUST GLOBAL FUNDS PLC FIRST TRUST GLOBAL EQUITY IN	1.002
FIRST TRUST INTERNATIONAL DEVELOPED CAPITAL STRENGTH ETF	39.668
FIRST TRUST INTERNATIONAL DEVELOPED CAPITAL STRENGTH PORTFOLIO	4.695
FISHER GLOBAL SMALL CAP EQUITY FUND	39.684



**PincoBank S.p.A.**  
**Assemblea Ordinaria/Straordinaria**  
**in unica convocazione**

**\* ELENCO DELEGANTI \***

FISHER INVESTMENTS AUSTRALASIA GLOBAL SMALL CAP EQUITY FUND	7.456
FISHER INVESTMENTS GLOBAL SMALL CAP UNIT TRUST FUND	229.668
FISHER INVESTMENTS INSTITUTIONAL FUNDS PLC	54.099
FJARDE AP FONDEN	9.968
FLEXSHARES DEVELOPED MARKETS EX - US QUALITY LOW VOLATILITY INDEX FUND	30.888
FLEXSHARES INTERNATIONAL QUALITY DIVIDEND INDEX FUND	285.250
FLEXSHARES MORNINGSTAR DEVELOPED MARKETS EX-US FACTOR TILT INDEX FUND	11.836
FLORIDA GLOBAL EQUITY FUND LLC	4.656
FLORIDA RETIREMENT SYSTEM TRUST FUND	30.190
FLOURISH INVESTMENT CORPORATION	944.434
FMR CAPITAL INC	639
FND DE SEGURANCA SOCIAL DE MACAU	17.819
FONDAZIONE ROMA - GLOBAL PASSIVE EQUITIES	1
FONDI AMUNDI PROGETTO AMUNDI PROGETTO INCOME 2026	1.907
FONDS DE RESERVE POUR LES RETRAITES	142.827
FONDS OBJECTIF CLIMAT ACTIONS	8.056
FONECONOMISTES, FONS DE PENSIONS	231
FONSOLBANK FP	748
FORD MOTOR COMPANY DEFINED BENEFIT MASTER TRUST..	18.574
FORD MOTOR COMPANY OF CANADA LIMITED PENSION TRUST	1.181
FORD PENSION UNIVERSAL	10.098
FOREIGN STOCK INDEX MOTHER FUND	23.208
FORSTA AP - FONDEN	129.947
FOVERUKA PENSION UNIVERSAL	16.219
FP CARMIGNAC ICVC- FP CARMIGNAC EUROPEAN LEADERS	230.858
FP RUSSELL INVS ICVC FP RUSSELLINVS INT GROWTH ASSETS FUND	990
FRANCE INVESTISSEMENT ACTIONS OPTIMISE	92.700
FRANCE INVESTISSEMENT CAPITALISATIONS MOYENNES	147.468
FRANCE PLACEMENT EURO ESG PLUS	460.349
FRANK RUSSEL INSTITUTIONAL FUNDS PLC	4.536
FRANK RUSSELL INVESTMENT CO II PLC	32.606
FRANKLIN ADVISERS INC	1.183
FRANKLIN FTSE EUROPE LX U.K. INDEX ETF	5.063
FRANKLIN GLOBAL TRUST FRANKLIN INTERNATIONAL GROWTH FUND	4.558.000
FRANKLIN INTERNATIONAL CORE EQUITY FUND	131.333
FRANKLIN INTERNATIONAL CORE EQUITY II FUND	145.135
FRANKLIN LIBERTYSHARES ICAV	282
FRANKLIN TEMPLETON ETF TRUST FRANKLIN FTSE EUROPE ETF	10.438
FRANKLIN TEMPLETON ETF TRUST FRANKLIN FTSE EUROPE HEDGED ETF	1.216
FRANKLIN TEMPLETON LTF TRUST FRANKLIN FTSE ITALY ETF	6.087
FRANKLIN TEMPLETON VARIABLE INSURANCE PRODUCTS TRUST VIP FUND	92.326
FRONTIER COMMUNICATIONS PENSION PLAN	61.683
FUNDACAO CALOUSTE GULBENKIAN	5.094
FUNDO DE PENSÕES	6.241
FUTURE FUND BOARD OF GUARDIANS FOR AND ON BEHALF OF FUTURE F	158.823
G FUND AVENIR SMALL CAP EURO	806.956
G FUND TOTAL RETURN ALL CAP EUROPE	520.008
G.A.-FUND-B - EQUITY BROAD EURO P	18.408
G.A.-FUND-B - EURO EQUITIES	133.396
G.A.-FUND-B - WORLD EQUITIES	6.605
GAIL MCLACHLAN	2.574
GAM FUNDS GAM CONTINENTAL EUROPEAN EQUITY	47.138
GAM STAR FUND PLC	2.977.000
GBPO QCF GLOBAL BALANCED POOL	2.243
GENERAL MOTORS (VML) PENSION PLAN	6.440
GENERAL MOTORS PENSIONFONDS OGP	4.583
GENERAL ORGANISATION FOR SOCIAL INSURANCE	148.954
GENERAL ORGANISATION FOR SOCIAL INSURANCE	281.703
GENERAL PENSION AND SOCIAL SECURITY AUTHORITY	31.519
GENERALI EURO ACTIONS	59.506
GENERALI INVESTMENTS SICAV	7.786
GENERALI INVESTMENTS SICAV - SRI AGEING POPULATION	688.364
GENERALI INVESTMENTS SICAV - SRI EUROPEAN EQUITY	177.253
GENERALI INVESTMENTS SICAV EURO FUTURE LEADERS	140.000
GENERALI ITALIA SPA	158.679
GENERALI SMART FUNDS	98.049
GERANA SICAV-SIF, S.A.	23.534
GINN SAMUEL L.	21.000
GLG EUROPEAN LONG SHORT FUND MAPLES CORPORATE SERVICES LIMIT	548
GLG EUROPEAN LONG SHORT FUND MAPLES CORPORATE SERVICES LIMITED	548
GLOBAL ATLANTIC BLACKROCK DISCIPLINED INTERNATIONAL CORE PORTFOLIO	1.273
GLOBAL BOND FUND WAYCROSSE INC	21.276
GLOBAL EQUITIES ENHANCED INDEX FUND	21.305
GLOBAL MULTI ASSET KKS	7.286
GMAM GROUP PENSION TRUST II	23.987
GMAM INVESTMENT FUNDS TRUST	33.875

**FinacoBank S.p.A.**  
**Assemblea Ordinaria/Straordinaria**  
**in unica convocazione**

**\* ELENCO DELEGANTI \***

GMAS	147.067
GMI INVESTMENT TRUST	44.188
GOLDMAN SACHS ETF TRUST GOLDMAN SACHS ACTIVE BETA EUROPE	1.646
GOLDMAN SACHS ETF TRUST GOLDMAN SACHS ACTIVE BETA INTERNAT	186.748
GOLDMAN SACHS ETF TRUST GOLDMAN SACHS MARKETBETA INTERNATIO	13.917
GOLDMAN SACHS FUNDS	2.454
GOLDMAN SACHS TRUST GOLDMAN SACHS GLOBAL MANAGED BETA FUND	1.688
GOLDMAN SACHS UK RETIREMENT PLAN	641
GOVERNMENT EMPLOYEES SUPERANNUATION BOARD	17.553
GOVERNMENT OF NORWAY	2.561.116
GOVERNMENT PENSION INVESTMENT FUND	357.549
GOVERNMENT PENSION INVESTMENT FUND	326.957
GOVERNMENT SUPERANNUATION FUND	102.288
GRANDEUR PEAK GLOBAL STALWARTS	127.485
GRANDEUR PEAK INTERNATIONAL	302.488
GRANDEUR PEAK INTERNATIONAL ST	1.071.456
GREAT WEST CORE STRATEGIES INTERNATIONAL EQUITY FUND	105.220
GREAT WEST INTERNATIONAL GROWTH FUND	318.000
GREAT WEST INTERNATIONAL INDEX FUND	53.591
GROUPAMA AVENIR EURO	4.662.881
GROUPAMA CR AVENIR EURO	131.153
GROUPAMA CR TOTAL RETURN ALL CAP EUROPE	72.000
GROUPAMA EUROPE EQUITIES	47.935
GROUPE CFA CROISSANCE FCPE	12.985
GS A INTERNATIONAL FUND	459.020
GUARDIAN INTERNATIONAL VALUE VIP FUND	194.286
GUIDEMARK WORLD EX-US FUND	4.396
GUIDESTONE FUNDS INTERNATIONAL EQUITY INDEX FUND	27.715
HALLIBURTON COMPANY EMPLOYEE BENEFIT MASTER TRUST	61.286
HAND COMPOSITE EMPLOYEE BENEFIT TRUST	6.366
HANG SENG INSURANCE COMPANY LIMITED	6.560
HARDING LOEVNER FUNDS INC. GLOBAL EQUITY RESEARCH PORTFOLIO	1.194
HARDING LOEVNER FUNDS INC. INTERNATIONAL EQUITY RESEARCH PORTFOLIO	2.153
HARDING LOEVNER FUNDS PLC	471
HARRIS UNIT 1 QUALIFIED NUCLEAR DECOMMISSIONING FUND	3.637
HARTFORD ACCIDENT AND INDEMNITY COMPANY	1.731
HARTFORD SCHROEDERS INTERNATIONAL STOCK FUND	3.766.011
HASLAM FAMILY INVESTMENT PARTNERSHIP C O III CAPITAL	10.77
HC CAPITAL TRUST THE CATHOLIC SRI GROWTH PORTFOLIO	344
HC CAPITAL TRUST THE ESG GROWTH PORTFOLIO	1.425
HC CAPITAL TRUST THE INSTITUTIONAL INTERNATIONAL EQUITY PORTFOL	32.891
HIC RENTE	4.621
HENDERSON GARTMORE FUND PAN EUROPEAN SMALLER COMPANIES FUND	57.772
HENDERSON HORIZON PAN EUROPEAN SMALLER COMPANIES FUND	210.768
HESTIA	51.069
HEXAVEST EUROPAC FUND HEXAVEST INC	592
HL MULTI MANAGER BALANCED MANAGED TRUST	231.499
HL MULTI MANAGER EUROPEAN	49.833
HL MULTI MANAGER SPECIAL SITUATIONS TRUST	338.145
HONG KONG SPECIAL ADMINISTRATIVE REGION GOVERNMENT EXCHANGE	600.032
HONG KONG SPECIAL ADMINISTRATIVE REGION GOVERNMENT EXCHANGE FUND	3.470
HOSTPLUS POOLED SUPERANNUATION TRUST	25.033
HRW TESTAMENTARY TRUST NO 2	2.885
HRW TESTAMENTARY TRUST NO 3	4.659
HRW TESTAMENTARY TRUST NO 5	2.723
HRW TESTAMENTARY TRUST NO. 10	417
HRW TRUST NO 2 UAD 01 17 03	4.319
HRW TRUST NO 3 UAD 01 17 03	3.879
HSBC BANK SSB AUT EU SCREEN EX CONTROVERSIES CW INDEX EQ FND	356.865
HSBC EE EURO PME	9.460
HSBC ETF PLC	137.771
HSBC ETF PLC - HSBC MSCI EUROPE CLIMATE PARIS ALIGNED UCITS ETF	1.134
HSBC EURO PME	129.299
HSBC EUROPE SMALL & MID CAP	145.638
HSBC EUROPEAN INDEX FUND	286.867
HSBC GLOBAL EQUITY FUND	20.363
HSBC GLOBAL FUNDS ICAY	402.951
HSBC GLOBAL INVESTMENT FUNDS	518.998
HSBC INDEX TRACKER INVESTMENT FUNDS ICVC	23.231
HSBC INTERNATIONAL EQUITY INDEX FUND	10.169
HSBC LIFE (INTERNATIONAL) LIMITED	8.669
HSBC MANAGED BALANCED FUND	1.211
HSBC MANAGED GROWTH FUND	2.034
HSBC POOLED INVESTMENT FUND - HSBC POOLED EUROPE EQUITY INDEX TRACKING FUND	9.153
HSBC POOLED INVESTMENT FUND -HSBC POOLED EUROPEAN EQUITY FUND	126.264
I2C ACTIONS	340.000



**FinecoBank S.p.A.**  
**Assemblee Ordinaria/Straordinaria**  
**in unica convocazione**

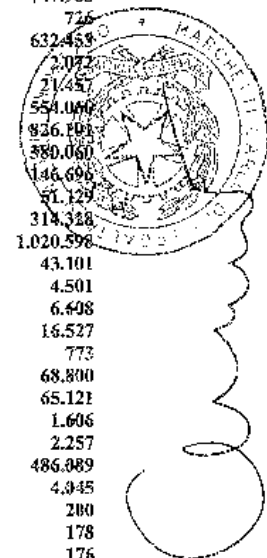
**\* ELENCO DELEGATI \***

IAM NATIONAL PENSION FUND	41.890
IBM 401(K) PLUS PLAN TRUST	122.171
IBM DIVERSIFIED GLOBAL EQUITY FUND	9.361
IBM PERSONAL PENSION PLAN TRUST	2.161
IBM RETIREMENT PLAN	7.686
ICARE	11.568
IFIST - GLOBE INDEX	22.562
IFM GLOBAL INDEXED EQUITIES FUND	1.107
IG MACKENZIE EUROPEAN MID CAP EQUITY CLASS	3.513
IG MACKENZIE EUROPEAN MID CAP EQUITY FUND	23.064
II	9.725
ILA LA WORLD ESG SCREENED FUND	8.416
ILA RAFIMF	2.837
ILLINOIS MUNICIPAL RETIREMENT FUND	232.698
IMCO GLOBAL PUBLIC EQUITY LP	1.858
IMGP EUROPE	21.122
IMPERIAL INTERNATIONAL EQUITY POOL	24.813
INCO ELECTED MASTER TRUST	104.807
INDEXIQ FACTORS SUSTAINABLE EMU EQUITY	2.852
INDEXIQ FACTORS SUSTAINABLE EUROPE EQUITY	21.461
INDIANA PUBLIC RETIREMENT SYSTEM	630.836
ING DIRECT SICAV	34.089
INKA PBEAKK	44.992
INSTITUTIONAL RETIREMENT TRUST	2.194.920
INTE KAPITALANLAGEGESELLSCHAFT MBH FOR DC EUROLAND EQUITIES	75.950
INTE KAPITALANLAGEGESELLSCHAFT MBH FOR ENTSORGUNGSFONDS	304.711
INTE KAPITALANLAGEGESELLSCHAFT MBH FOR UHPRIVATRENTAKTIEN	18.000
INTECH GLOBAL ALL COUNTRY ENHANCED INDEX FUND LLC	435
INTERNATIONAL BANK FOR RECONSTRUCTION AND DEVELOPMENT	4.037
INTERNATIONAL EQUITIES SECTOR TRUST	2.007
INTERNATIONAL EQUITY FUND	9.184
INTERNATIONAL EQUITY FUND LLC	7.819
INTERNATIONAL EXPATRIATE BENEFIT MASTER TRUST	2.860
INTERNATIONAL GROWTH AND INCOME FUND	1.571.500
INTERNATIONAL GROWTH FUND	320.000
INTERNATIONAL MONETARY FUND	33.373
INTERNATIONAL MONETARY FUND RETIRED STAFF BENEFITS INVESTMENT ACCOUNT	52.671
INTERNATIONAL MONETARY FUND STAFF RETIREMENT PLAN	215.611
INTERNATIONALE KAPITALANLAGEGESELLSCHAFT MBH	562.979
INTERNATIONALE KAPITALANLAGEGESELLSCHAFT MBH	869.399
INTERNATIONALE KAPITALANLAGEGESELLSCHAFT MBH (INKA)	17.098
INVERSABADELL 10, FI	769
INVERSABADELL 25, FI	15.226
INVERSABADELL 50, FI	6.800
INVERSABADELL 70, FI	2.723
INVESCO CANADIAN PREMIER BALANCED CLASS	119.590
INVESCO CANADIAN PREMIER BALANCED FUND	235.305
INVESCO CORE CANADIAN BALANCED CLASS	21.765
INVESCO EUROPEAN GROWTH CLASS	77.009
INVESCO EUROPEAN GROWTH FUND	1.630.597
INVESCO FTSE INTERNATIONAL LOW BETA EQUAL WEIGHT ETF	474
INVESCO FTSE RAH DEVELOPED MARKETS EX US ETF	15.861
INVESCO INTERNATIONAL DEVELOPED DYNAMIC MULTIFACTOR ETF	8.340
INVESCO INTERNATIONAL GROWTH FUND	4.093.383
INVESCO MARKETS II PLC	14.764
INVESCO MARKETS III PLC	183
INVESCO POOLED INVESTMENT FUND EUROPE FUND	219.045
INVESCO PUREBETA FTSE DEVELOPED EX NORTH AMERICA ETF	3.363
INVESCO S AND P EUROPE 350 EQUAL WEIGHT INDEX ETF	431
INVESCO S AND P INTERNATIONAL DEVELOPED QUALITY ETF	21.179
INVESCO STRATEGIC YIELD FUND	289.564
INVESCO VI INTERNATIONAL GROWTH FUND	1.334.330
INVESTERINGSFORENINGEN DANSKE INVEST EUROPA INDEKS BNP KL	6.896
INVESTERINGSFORENINGEN DANSKE INVEST EUROPA INDEKS KL	13.466
INVESTERINGSFORENINGEN DANSKE INVEST GLOBAL INDEKS - AKKUMULERENDE KL	1.770
INVESTERINGSFORENINGEN DANSKE INVEST GLOBAL INDEKS KL	14.618
INVESTERINGSFORENINGEN DANSKE INVEST INDEX EUROPE RESTRICTED - ACCUMULATING KL	33.168
INVESTERINGSFORENINGEN DANSKE INVEST INDEX GLOBAL AC RESTRICTED - ACCUMULATING KL	15.882
INVESTERINGSFORENINGEN LAEGERNES INVEST LI AKTIER GLOBALE	3.087
INVESTERINGSFORENINGEN NORDEA INVEST - BAEFREDYGTIGE AKTIER KL	127.969
INVESTERINGSFORENINGEN NORDEA INVEST EUROPA SMALL CAP KL	24.805
INVESTERINGSFORENINGEN NORDEA INVEST EUROPE ENHANCED KL	2.692
INVESTERINGSFORENINGEN NORDEA INVEST GLOBALE AKTIER INDEKS KL	3.296
INVESTITORI FLESSIBILE	45.000
INVESTITORI PIAZZA AFFARI	47.500
IOWA PUBLIC EMPLOYEES RETIREMENT SYSTEM	154.966

**FincoBank S.p.A.**  
**Assemblea Ordinaria/Straordinaria**  
**in unica convocazione**

**\* ELENCO DELEGANTI \***

IP ACTIONS EURO	11.651
IPAC SPECIALIST INVESTMENT STRATEGIES - INTERNATIONAL SHARE STRATEGY NO.1	1.803
IQ 50 PERCENT HEDGED FTSE INTERNATIONAL ETF	10.581
IQ CANDRIAM ESG INTERNATIONAL EQUITY ETF	10.150
IRCEC CASSETTE DIVERSIFIED	28.582
IRISH LIFE ASSURANCE PLC	230.818
IRISH LIFE ASSURANCE	65.299
ISHARES ALL-COUNTRY EQUITY INDEX FUND	2.188
ISHARES CORE MSCI EAFE ETF	3.212.369
ISHARES CORE MSCI EAFE IMI INDEX ETF	142.162
ISHARES CORE MSCI EUROPE ETF	255.630
ISHARES CORE MSCI INTERNATIONAL DEVELOPED MARKETS ETF	206.903
ISHARES CORE MSCI TOTAL INTERNATIONAL STOCK ETF	491.479
ISHARES EDGE MSCI INTL QUALITY FACTOR ETF	519.076
ISHARES EDGE MSCI MIN VOL. EAFE ETF	816.026
ISHARES ESG ADVANCED MSCI EAFE ETF	25.390
ISHARES ESG ADVANCED MSCI EAFE INDEX ETF	4.846
ISHARES EURO STOXX BANKS 3015 UCITS ETF (DE)	2.485.181
ISHARES EURO STOXX UCITS ETF (DE)	255.812
ISHARES EUROPE ETF	117.603
ISHARES GLOBAL FINANCIALS ETF	89.181
ISHARES II PUBLIC LIMITED COMPANY	632.422
ISHARES III PUBLIC LIMITED COMPANY	747.680
ISHARES INTERNATIONAL FUNDAMENTAL INDEX ETF	1.418
ISHARES IV PUBLIC LIMITED COMPANY	697.007
ISHARES MSCI ACWI ETF	153.952
ISHARES MSCI ACWI EX U.S. ETF	95.363
ISHARES MSCI EAFE ETF	2.011.560
ISHARES MSCI EAFE GROWTH ETF	860.164
ISHARES MSCI EAFE INTERNATIONAL INDEX FUND	315.587
ISHARES MSCI EUROPE FINANCIALS ETF	517.411
ISHARES MSCI EUROPE IMI INDEX ETF	12.683
ISHARES MSCI EUROZONE ETF	747.965
ISHARES MSCI INTL SIZE FACTOR ETF	776
ISHARES MSCI ITALY ETF	632.453
ISHARES MSCI KOKUSAI ETF	7.072
ISHARES MSCI WORLD ETF	21.457
ISHARES PUBLIC LIMITED COMPANY	554.000
ISHARES STOXX EUROPE 600 BANKS UCITS ETF DE	836.191
ISHARES STOXX EUROPE 600 UCITS ETF (DE)	380.060
ISHARES STOXX EUROPE MID 200 UCITS ETF (DE)	146.698
ISHARES V PUBLIC LIMITED COMPANY	51.129
ISHARES VI PUBLIC LIMITED COMPANY	314.328
ISHARES VII PLC	1.020.598
ISHARES WHOLESALE INTERNATIONAL EQUITY INDEX FUND	43.101
ISHARES WHOLESALE SCREENED INTERNATIONAL EQUITY INDEX FUND	4.501
ISHARES WORLD EX SWITZERLAND EQUITY INDEX FUND II (CH)	6.408
ISHARES WORLD EX SWITZERLAND ESG EQUITY INDEX FUND (CH)	16.527
IVY PROSHARES MSCI ACWI INDEX FUND	773
IWA FOREST INDUSTRY PENSION PLAN 2100	68.800
J O HAMBRO CAPITAL MANAGEMENT UMBRELLA FUND PLC J O HAMBRO	65.121
JAMES C TUCKER TR DTD 6 18 92 MAWER	1.606
JANE TAFT INGALLS TR DTD 12 6 51 FDC ATTN GARY LOMBARDO	2.257
JANUS HENDERSON EUROPEAN SMALLER COMPANIES FUND	486.089
JANUS HENDERSON INSTITUTIONAL EUROPEAN INDEX OPPORTUNITIES FUND	4.345
JCW 1987 ARTICLE II DESC TRUST FBO JMW DTD 1 1 2012	280
JCW 1987 ARTICLE II DESC TRUST FBO AAP CO WALTON ENTERPRISES LLC	178
JCW 1987 ARTICLE II DESC TRUST FBO SLW	176
JCW 1987 ARTICLE II DESC TRUST FBO TLW	279
JESSELTON GLOBAL SMALL CAP EQUITY FUND LP	4.345
JNL DFA INTERNATIONAL CORE EQUITY FUND	4.137
JNL INTERNATIONAL INDEX FUND	91.127
JNL JPMORGAN GLOBAL ALLOCATION FUND	1.397
JNL MELLON MSCI WORLD INDEX FUND	4.104
JNL FRANKLIN TEMPLETON GROWTH ALLOCATION FUND	105.000
JOHCM GLOBAL INCOME BUILDER FUND	29.367
JOHN DEERE PENSION TRUST	103.023
JOHN DEERE PENSION TRUST	167.880
JOHN HANCOCK FUNDS II INTERNATIONAL STRATEGIC EQUITY ALLOCATION FUND	141.943
JOHN HANCOCK LIFE AND HEALTH INSURANCE COMPANY	34.089
JOHN HANCOCK MULTIFACTOR DEVELOPED INTERNATIONAL ETF	30.234
JOHN HANCOCK TRUST COMPANY COLLECTIVE INVESTMENT TRUST	2.146
JOHN HANCOCK VARIABLE INSURANCE TRUST INTERNATIONAL EQUITY INDEX TRUST	22.882
JOHN HANCOCK VARIABLE INSURANCE TRUST STRAT EQ ALLOCATION TRUST	98.807
JOHN MCCARTNEY	1.331
JOHN NEVINS	1.394



**FincoBank S.p.A.**  
**Assemblea Ordinaria/Straordinaria**  
**in unica convocazione**


**\* ELENCO DELEGANTI \***

JOINT WALTON FAMILY TRUST	279.215
JOSHUA GREEN CORPORATION	1.082
JPMORGAN ACTIVEBUILDERS INTERNATIONAL EQUITY ETF	1.466
JPMORGAN BETABUILDERS EUROPE ETF	639.773
JPMORGAN BETABUILDERS INTERNATIONAL EQUITY ETF	123.833
JPMORGAN ETFS (IRELAND) ICAV-EUROPE RESEARCH ENHANCED IN EQ (ESG) UCITS ETF	100.393
JPMORGAN ETFS (IRELAND) ICAV-GLOBAL RESEARCH ENHANCED IN EQ (ESG) UCITS ETF	41.049
JPMORGAN FUND ICVC - JPM EUROPE (EX-UK) RESEARCH ENHANCED INDEX EQUITY FUND	45.629
JPMORGAN FUND ICVC - JPM GLOBAL RESEARCH ENHANCED INDEX EQUITY FUND	54.383
JPMORGAN FUND III ICVC-JPM DIVERSIFIED GROWTH FUND	4.351
JPMORGAN FUNDS	521.050
JPMORGAN GLOBAL ALLOCATION FUND	4.423
JPMORGAN INSURANCE TRUST GLOBAL ALLOCATION PORTFOLIO	1.855
JPMORGAN INTERNATIONAL HEDGED EQUITY FUND	48.300
JPMORGAN INTERNATIONAL RESEARCH ENHANCED EQUITY FUND	1.543.849
JPMORGAN INVESTMENT FUNDS	1.389.872
JTW TRUST NO. 1 UAD 9 19 02.	2.351
JTW TRUST NO. 2 UAD 9 19 02.	3.079
JTW TRUST NO. 3 UAD 9 19 02.	3.509
JTW TRUST NO. 5 UAD 9 19 02.	1.846
JUPITER EUROPEAN FUND	10.123.487
JUPITER EUROPEAN SMALLER COMPANIES FUND	67.241
JUPITER EUROPEAN SPECIAL SITUATIONS FUND	659.596
K INVESTMENTS SII LIMITED	63.462
KAISER FOUNDATION HOSPITALS	17.383
KAISER PERMANENTE GROUP TRUST	24.788
KANSAS PUBLIC EMPLOYEES RETIREMENT SYSTEM	838.460
KAPITALFORENINGEN DANSKE INVEST INSTITUTIONAL AFDELING DANICA LINK - INDEKS GLOBALE AKTIER	5.482
KAPITALFORENINGEN EMD INVEST GLOBALE AKTIER III	22.468
KAPITALFORENINGEN INVESTIN PRO VELLIV WORLD EQUITY INDEX CO NYKREDIT PORTEFOLJE ADMINISTRATION AS	67.857
KAPITALFORENINGEN LAEGERNES INVEST KLI AKTIER GLOBALE INDENYKREDIT PORTEFOLJE ADMINISTRATION AS	9.360
KAPITALFORENINGEN MP INVEST INTERNATIONALE AKTIER	47.851
KAPITALFORENINGEN PENSAM INVEST, PSI 3 GLOBALE AKTIER 3	32.053
KBI GLOBAL INVESTMENT FUND	2.309
KENTUCKY RETIREMENT SYSTEMS	580.000
KENTUCKY RETIREMENT SYSTEMS INSURANCE TRUST FUND	250.000
KOKUSAI EQUITY INDEX FUND	20.873
KOMMUNAL LANDSPENSJONSKASSE GJENSIDIG FORSIKRINGSSLELSKAP	37.469
KOOKMIN BANK ACTING AS TRUSTEE OF MIRAE ASSET KPIGTAA ABSOLUTE RETURN PRIVATELY PLACED MASTER INVESTMENT TRUST 2	2.656
KOOKMIN BANK ACTING AS TRUSTEE OF SAMSUNG EUROPEAN ESG SECURITIES MASTER INVESTMENT TRUST EQUITY	48.560
KUTXABANK GESTION SGHC, S.A.	373.905
KUTXABANK PENSIONES, S.A., SCIP	121.315
L BUONANNO TRUST T SMITH SR	5.869
L SHIGLEY REV TR 11 18 04 MAWER ADR	1.446
LABEL EUROPE ACTIONS	276.991
LABORFONDS - FONDO PENSIONE COMPLEMENTARE LAVORATORI DIPENDENTI/OPERANTI IN TRENTINO ALTO ADIGE	92.777
LAKE AVENUE INVESTMENTS LLC	30.081
LATVIJAS BANKA	9.688
LAWRENCE LIVERMORE NATIONAL SECURITY LLC AND LOS ALAMOS NA DEFINED BENEFIT PLAN GROUP TRUST	179.242
LBPAM IRC ACTIONS ISR	72.666
LEGAL & GENERAL FUTURE WORLD ESG DEVELOPED INDEX FUND	19.537
LEGAL & GENERAL FUTURE WORLD ESG EUROPE EX UK INDEX FUND	3.305
LEGAL & GENERAL GLOBAL DEVELOPED EQUITY INDEX FUND	245
LEGAL & GENERAL ICAV	11.778
LEGAL & GENERAL MSCI EAFE FUND LLC	51.708
LEGAL & GENERAL MSCI EAFE SL FUND LLC	44.979
LEGAL AND GENERAL ASSURANCE ( PENSIONS MANAGEMENT) LTD PMC FTSE TPI GLOBAL (EX FOSSIL FUELS) EQUITY INDEX FUND	2.842
LEGAL AND GENERAL ASSURANCE (PENSIONS MANAGEMENT) LIMITED	2.031.987
LEGAL AND GENERAL CCF	25.198
LEGAL AND GENERAL COLLECTIVE INVESTMENT TRUST	104.514
LEGAL AND GENERAL EUROPEAN INDEX TRUST	333.521
LEGAL AND GENERAL GLOBAL EQUITY INDEX FUND	1.882
LEGAL AND GENERAL INTERNATIONAL INDEX TRUST	34.679
LEGAL AND GENERAL UCITS ETF PLC	17.075
LEHMAN STAMM FAMILY PARTNERS LLC LEHMAN STAMM FAMILY PARTNERS LLC	62
LGASUPER	48.463
LGPS CENTRAL AUTHORISED CONTRACTUAL SCHEME	86.100
LIF LYXOR MSCI EMU ESG	13.722

**FincoBank S.p.A.**  
**Assemblea Ordinaria/Straordinaria**  
**in unica convocazione**

**\* ELENCO DELEGANTI \***

LIF LYXOR MSCI WORLD CATHOL PR	2.811
LOCKHEED MARTIN CORPORATION DEFINED CONTRIBUTION PLANS MASTER TR	93.588
LOCKHEED MARTIN CORPORATION MASTER RETIREMENT TRUST..	180.171
LOF GLOBAL FINTECH	525.000
LONVIA AVENIR MID CAP EURO	48.335
LONVIA AVENIR MID CAP EUROPE	233.783
LORD MAYOR'S CHARITABLE FOUNDATION	371
LORENTZ POCKET CROISSANC	16.043
LOS ANGELES CITY EMPLOYEES RETIREMENT SYSTEM	56.365
LOS ANGELES COUNTY EMPLOYEES RETIREMENT ASSOCIATI	134.727
LTW INVESTMENTS LLC	44.858
LUXEMBOURG SELECTION FUND - CORE MEDIO ELEVATO	15.288
LUXEMBOURG SELECTION FUND -CORE MEDIO	21.960
LYIP DIMENSIONAL INTERNATIONAL CORE EQUITY FUND	30.895
LYIP SSGA INTERNATIONAL INDEX FUND	108.256
LYUEQUITY EUROPE	63.243
LYX IND FD LYXOR CORE STOXX EU	304.419
LYXINDX FUND LYXOR MSCI EMU	16.653
LYXOR CORE MSCI WORLD	28.052
LYXOR FTSE MIB UCITS ETF	743.969
LYXOR MSCI EUROPE UCITS ETF	53.315
M INTERNATIONAL EQUITY FUND	3.594
M&G (LUX) INVESTMENT FUNDS 2 FCP - M&G (LUX) EUROPE EX UK INDEX FUND	181.984
M-G INVESTMENT FUNDS (1)- M-G PAN EUROPEAN SELECT FUND	894.036
MACKENZIE EUROPEAN SMALL MIDCAPFUND	287.176
MACKENZIE GLOBAL LEADERSHIP IMPACT ETF	493
MACKENZIE GLOBAL LEADERSHIP IMPACT FUND	707
MACKENZIE INTERNATIONAL EQUITY INDEX ETF	11.905
MACQUARIE INTERNATIONAL EQUITIES FUND	10.876
MACQUARIE MULTI-FACTOR FUND	6.336
MAIN I - UNIVERSAL - FONDS	117.656
MAIN VI-UNIVERSAL-FONDS	1.210
MAINSTAY EPOCH CAPITAL GROWTH FUND	95.515
MAN DESERTWOOD FUND LIMITED C O CITCO TRUSTEES (CAYMAN LIMITED)	25.032
MAN FUNDS XII SPC MAN 1783 I SP C O MAPLES SECRETARIES (CAYMAN) LIMITED	3.547
MAN FUNDS XII SPC MAN 1783 II SP C O MAPLES CORPORATE SERVICES LIMITED	936
MAN FUNDS XII SPC MAN 1783 III SP	363
MAN GLO EUROPEAN EQUITY ALTERNATIVE	1.337
MAN MULTI STRATEGY MASTER FUND MAPLES CORPORATE SERVICES LIMITE	554
MANAGED PENSION FUNDS LIMITED	319.470
MANAGED PORTFOLIO SERIES INTERNATIONAL SHARES FUND I	12.004
MANDARINE FUNDS-MANDARINE ACTIVE	540.006
MANDARINE UNIQUE SMALLANDMID CAPS EUROPE	750.000
MANULIFE DIVERSIFIED INVESTMENT FUND	98.000
MANULIFE GLOBAL FUND	66.718
MANULIFE INTERNATIONAL EQUITY PRIVATE TRUST	112.382
MANULIFE INVESTMENT EXCHANGE FUNDS CORP MANULIFE WORLD INV	1.702.353
MANULIFE INVESTMENT MANAGEMENT INTERNATIONAL EQUITY INDEX POOLED FUND	22.936
MANULIFE MULTIFACTOR DEVELOPED INTERNATIONAL INDEX ETF	25.251
MANULIFE TAX MANAGED GROWTH FUND	5.600
MANULIFE WORLD INVESTMENT FUND	654.479
MANVILLE PERSONAL INJURY SETTLEMENT TRUST	2.923
MAFFRE MSV LIFE PLC	117.085
MARANIC II LLC	1.588
MARIGOLD TACTICAL STRATEGIES LTD	2.735
MARITIME AND PORT AUTHORITY OF SINGAPORE	408
MARYLAND STATE RETIREMENT PENSION SYSTEM	14.073
MATB MSCI KOKUSAI INDEX MOTHER FUND	10.547
MAWER COLLECTIVE INVESTMENT TRUST	754.904
MAWER INTERNATIONAL EQUITY FUND	5.489.795
MAWER INTERNATIONAL EQUITY POOLED FUND	1.862.939
MAWER TAX EFFECTIVE BALANCED FUND	214.000
MCGILL UNIVERSITY PENSION FUND	14.826
MD INTERNATIONAL GROWTH FUND	79.204
MDPIM INTERNATIONAL EQUITY INDEX POOL	27.945
MDPIM INTERNATIONAL EQUITY POOL	513.576
MELCHIOR EURO OPP	1.744.041
MEMNON FUND - EUROPEAN MARKET NEUTRAL FUND	105.224
MEMNON FUND - MEMNON EUROPEAN FUND	2.765.594
MERCER DIVERSIFIED ALTERNATIVES FUND	33.539
MERCER PASSIVE SUSTAINABLE INTERNATIONAL SHARES FUND	1.615
MERCER QIF CCF	526.955
MERCER QIF CCF	110.783
MERCER UCITS COMMON CONTRACTUAL FUND	16.709
MERCER UNHEDGED OVERSEAS SHARES TRUST	13.017
MERCY HEALTH RETIREMENT TRUST	6.976



FiniscoBank S.p.A.  
Assemblea Ordinaria/straordinaria  
in unica convocazione


\* ELENCO DELEGATI \*

MERCY INVESTMENT SERVICES INC	1.395
MERSEYSIDE PENSION FUND	382.828
METLIFE 401(K) PLAN TRUST	287.778
METROPOLITAN LIFE INSURANCE COMPANY	117.297
METROPOLITAN WATER RECLAMATION DISTRICT RETIREMENT FUND	14.169
METROPOLITAN-RENTASTRO SUSTAINABLE GROWTH	153.729
METZLER INTERNATIONAL INVESTME	528.000
METZLER UNIVERSAL TRUST KILMOR	70.400
MFC INTERNATIONAL FUND LLC	624
MFS HERITAGE TRUST COMPANY COLLECTIVE INVESTMENT TRUST	24.035
MFS INTERNATIONAL NEW DISCOVERY FUND	988.857
MG INVESTMENT FUNDS (1) MG EUROPEAN INDEX TRACKER FUND	8.187
MGF FUNDS PLC	323.286
MI FONDS K10	37.291
MI FONDS K12	34.948
MICHELIN NORTH AMERICA INC. MASTER RETIREMENT TRUST	17.581
MICHELLE LUND REV TRUST	416
MIDDLETOWN WORKS HOURLY AND SALARIED UNION	2.865
MIDWEST OPERATING ENGINEERS PENSION TRUST FUND	148.423
MI-FONDS 178	6.776
MI-FONDS 392	368.900
MI-FONDS F44	23.907
MI-FONDS F55	6.436
MI-FONDS G55	3.696
MIGROS BANK (LUX) FONDS 30	1.380
MIGROS BANK (LUX) FONDS 40 (EUR)	1.880
MIGROS BANK (LUX) FONDS INTERSTOCK	1.280
MINE SUPERANNUATION FUND	22.702
MINISTRY OF DEFENSE PENSION FUND OF THE SULTANATE OF OMAN	28.874
MINISTRY OF ECONOMY AND FINANCE	43.872
MIR	118.110
MLC INVESTMENTS MLC LIMITED	33.880
MM MSCI EAFE INTERNATIONAL INDEX FUND	4.248
MOMENTUM GLOBAL FUNDS	28.465
MONETARY AUTHORITY OF SINGAPORE	6.749
MONGELAS	31.572
MONTANA BOARD OF INVESTMENTS	343.915
MONTGOMERY COUNTY CONSOLIDATED RETIREE HEALTH BENEFITS TRUST	17.480
MONTGOMERY COUNTY EMPLOYEES RETIREMENT SYSTEM	36.724
MOORE GLOBAL INVESTMENTS LLC	191.829
MORGAN STANLEY DEFINED CONTRIBUTION MASTER TRUST	70.228
MORGAN STANLEY FUNDS (UK) - GLOBAL BALANCED INCOME FUND	123
MORGAN STANLEY FUNDS (UK) - GLOBAL BALANCED SUSTAINABLE FUND	332
MORGAN STANLEY INSTITUTIONAL FUND TRUST GLOBAL STRATEGIST PORTFOLIO	2.904
MORGAN STANLEY INVESTMENT FUNDS	28.610
MORGAN STANLEY PATHWAY FUNDS	12.906
MORGAN STANLEY PATHWAY FUNDS	123.763
MORGAN STANLEY VARIABLE INSURANCE FUND INC. GLOBAL STRATEGIST PORTFOLIO	561
MORRIS 1992 GIFT TRUST	2.098
MOTABILITY AS SOLE TRUSTEE OF THE MOTABILITY ENDOWMENT TRUST	5.304
MOTHER CABRINI HEALTH FOUNDATION INC	6.394
MS HORIZON FUNDS SICAV-MS HORIZONS MULTIACTIVOS GLOBAL CONSERVADOR FUND	174
MS HORIZON FUNDS SICAV-MS HORIZONS MULTIACTIVOS GLOBAL PRUDENTE FUND	1.047
MSCI ACWI EX-U.S. IMI INDEX FUND B2	34.668
MSCI EMU IMI INDEX FUND B (EMUMIB)	385
MSCI EQUITY INDEX FUND B - ITALY (MSIIB)	273.256
MSCI EUROPE EQUITY INDEX FUND B (EURSECB)	102.776
MTB FRANK RUSSELL INVS JAPAN LIMITED INT EQUITY FUND	4.698
MUL LUX LYXOR EURO STOXX BANK	1.907.342
MUGLET VENTURES LLC	886
MUL LYX FTSE IT ALL CAP PIR 2	11.607
MUL LYX NET ZERO 2050 SP EUROP	7.061
MUL LYX NET ZERO 50 SP EUROZ C	231.307
MUL LYXOR MSCI WORLD CLIMATE C	2.361
MULTI STYLE MULTI-MANAGER FUNDSPLC	37.949
MULTI UNITS LUX LYXOR CORE MSC	41.241
MULTIFLEX SICAV	72.330
MULTI-MANAGER INTERNATIONAL EQUITY STRATEGIES FUND	600.610
MULTIPAR ACTIONS EURO BAS CARBONE	22.635
MULTIPAR ACTIONS EUROPE BAS CARBONE	81.774
MUNICIPAL EMPLOYEES PENSION PLAN	3.574
MUNICIPAL EMPLOYEES' ANNUITY AND BENEFIT FUND OF CHICAGO	1.371
MUNICIPAL POLICE EMPLOYEES RETIREMENT SYSTEM	48.969
MY-AMD GLOBAL MULTI ASSET FUND	1.686
NATIONAL BANK FINANCIAL INC.	1.719
NATIONAL COUNCIL FOR SOCIAL SEC FUND	10.975

**Finmeccanica Bank S.p.A.**  
**Assemblea Ordinaria/Straordinaria**  
**in unica convocazione**

**\* ELENCO DELEGANTI \***

NATIONAL COUNCIL FOR SOCIAL SECURITY FUND PRC	160.409
NATIONAL ELEVATOR INDUSTRY PENSION PLAN	162.406
NATIONAL EMPLOYMENT SAVINGS TRUST	54.480
NATIONAL PENSION INSURANCE FUND	3.559
NATIONAL TREASURY MANAGEMENT AGCY	1.427
NATIONWIDE INTERNATIONAL INDEX FUND	46.127
NATWEST ST JAMES'S PLACE GREATER EUROPEAN PROGRESSIVE UNIT TRUST	1.005.931
NATWEST TRUSTEE AND DEPOSITARY SERVICES LIMITED AS TRUSTEE O	1.644.055
NATWEST TRUSTEE AND DEPOSITARY SERVICES LIMITED AS TRUSTEE OF ST. JAMES'S PLACE	18.867
STRATEGIC MANAGE	
NBIMC EAFE EQUITY INDEX FUND.	13.048
NEF EURO EQUITY	743.966
NELKE PARTNERSHIP C O NORTHERN TRUST COMPANY MANAGER	1.208
NEMOURS FOUNDATION	562
NEUFILIZE VIF OPPORTUNITES	50.117
NEW AIRWAYS PENSION SCHEME	5.683
NEW ENGLAND TEAMSTERS AND TRUCKING INDUSTRY PENSION PLAN	19.186
NEW YORK LIFE INSURANCE & ANNUITY CORPORATION	2.427
NEW YORK STATE COMMON RETIREMENT FUND	91.168
NEW YORK STATE DEFERRED COMPENSATION PLAN	8.165
NEW YORK STATE TEACHERS RETIREMENT SYSTEM	948.094
NEW ZEALAND SUPERANNUATION FUND.	118.362
NEWBURG NOMINEES LIMITED INVESTORS WHOLESALF GLOBAL EQUITY (INDEX) TRUST	38.517
NEXTERA ENERGY DUANE ARNOLD LLC NON QUALIFIED DECOMMISSION	535
NFS LIMITED	8.037
NINE MILE POINT NDT QUALIFIED PARTNERSHIP	3.608
NINETY ONE GLOBAL STRATEGY FUND	685.837
NORDEA 1 SICAV	609.955
NORDEA 2 SICAV	403.786
NORDEA EUROPEAN PASSIVE FUND	9.647
NORDEA EUROPEAN SMALLER COMPANIES FUND	61.936
NORDEA GENERATIONSFOND 50-TAL	2.367
NORDEA GENERATIONSFOND 60-TAL	38.933
NORDEA GENERATIONSFOND 70-TAL	47.086
NORDEA GENERATIONSFOND 80-TAL	25.046
NORDEA GENERATIONSFOND 90-TAL	3.407
NORDEA GLOBAL PASSIVE FUND	28.363
NORDEA SUSTAINABLE EQUITIES GLOBAL FUND	104.769
NORDEA SUSTAINABLE SELECTION BALANCED FUND	11.444
NORDEA SUSTAINABLE SELECTION GROWTH FUND	14.348
NORDEA SUSTAINABLE SELECTION MODERATE FUND	6.446
NORDEA SUSTAINABLE SELECTION RETURN FUND	956
NORGES BANK	148.892
NORTH CAROLINA SUPPLEMENTAL RETIREMENT PLANS GROUP TRUST	683.066
NORTHERN FUNDS INTERNATIONAL EQUITY INDEX FUND	177.882
NORTHERN TRUST GLOBAL INVESTMENTS COLLECTIVE FUNDS TRUST	1.008.798
NORTHERN TRUST UCITS COMMON CONTRACTUAL FUND	415.385
NORTHERN TRUST UCITS FGR FUND	89.401
NORTHROP GRUMMAN PENSION MASTERTRUST	1.301.625
NSP MINNISEOTA RETAIL PRAIRIE II	3.457
NSP MINNESOTA PRAIRIE I RETAIL QUALIFIED TRUST	2.702
NT WORLD GREEN TRANSITION INDEX FUND	538
NTGI QM COMMON DAILY ALL COUNTRY WORLD EX US EQUITY INDEX	29.561
NTGI QM COMMON DAILY ALL COUNTRY WORLD EX US INVESTABLE MARKET INDEX FUND NON	22.758
LENDING	
NTGI QM COMMON DAILY EAFE INDEX FUND LENDING	30.186
NTGI QM COMMON DAILY EAFE INDEX FUND NON LENDING	90.075
NTUC INCOME INSURANCE CO OPERATIVE LIMITED	4.947
NVIT INTERNATIONAL INDEX FUND	71.528
ODDO BIF ALGO MIN VAR	156.084
ODDO BIF ALGO TREND EUROZONE	5.947
OKLAHOMA TOBACCO SETTLEMENT ENDOWMENT TRUST	245.763
OLD MUTUAL GLOBAL EQUITY FUND UK LIMITED	44.609
OLD WESTBURY LARGE CAP STRATEGIES FUND	47.491
OLD WESTBURY SMALL AND MID CAP STRATEGIES FUND.	90.165
OLIVE MCCARTHY 2009 TRUST	828
OMNIS PORTFOLIO INVESTMENTS ICVC - OMNIS EUROPEAN EQUITY OPPORTUNITIES FUND	467.587
ONCOR RETIREMENT PLAN TRUST	28.289
ONEPATH GLOBAL SHARES - LARGE CAP (UNHEDGED) INDEXPOOL	58.241
OPENWORLD PUBLIC LIMITED COMPANY	9.927
OPERATING ENGINEERS LOCAL 101 PENSION FUND	100.000
OPTIMUM FUND TRUST OPTIMUM INTERNATIONAL FUND	323.916
OPUS FINANCIAL LLC	6.965
ORANGE COUNTY EMPLOYEES RETIREMENT SYSTEM	92.408
ORANO DIVERSIFIABLE EQUILIBRE	16.905
OSSIAM IRL ICAY	33.967



**FincoBank S.p.A.**  
**Assemblea Ordinaria/Straordinaria**  
**in unica convocazione**


**\* ELENCO DELEGANTI \***

OVERSEAS SERIES	1.297.390
PAN EUROPEAN SMALL CAP EQUITY L.P	18.386
PANAGORA ASSET MANAGEMENT INC. DYNAMIC INTERNATIONAL EQUI	252
PARAMETRIC INTERNATIONAL EQUITYFUND	24.111
PASTEUR ISR	116.556
PAX ELLEVATE GLOBAL WOMEN'S LEADERSHIP FUND	21.408
PENN SERIES DEVELOPED INTERNATIONAL INDEX FUND	3.910
PENSION RESERVES INVESTMENT TRUST FUND	295.878
PEOPLE'S BANK OF CHINA	498.969
PEOPLE'S BANK OF CHINA	21.722
PERP PROG (ACTIONS EUROPE)	12.587
PES PIMCO RAFI DYNAMIC MULTI FACTOR INTERNATIONAL EQUITY ETF	2.652
PGIM QMA INTERNATIONAL DEVELOPED MARKETS INDEX FUND	2.456
PHILADELPHIA GAS WORKS PENSION PLAN	1.162
PHOENIX UNIT TRUST MANAGERS LIMITED	4.912.688
PICTET CH - GLOBAL EQUITIES	7.367
PICTET CH INSTITUTIONAL - EUROPEAN EX SWISS EQUITIES TRACKER	18.421
PICTET CH INSTITUTIONAL - EUROPEAN EX SWISS EQUITIES TRACKER EX SL	21.008
PICTET CH INSTITUTIONAL - WORLD EX SWISS EQUITIES TRACKER	7.140
PICTET CH INSTITUTIONAL - WORLD EX SWISS EQUITIES TRACKER US TE	2.225
PICTET CH INSTITUTIONAL-WORLD EX SWISS EQUITIES TRACKER US TE EX SL	7.641
PICTET-EUROLAND INDEX	29.486
PICTET-EUROPE INDEX	62.052
PIONEER FLEXIBLE OPPORTUNITIES FUND	196.813
PIR EQUITY AXA ASSICURAZIONI	130.800
PK CSG WORLD EQUITY CREDIT SUISSE FUNDS AG	18.942
PLUMBERS AND PIPEFITTERS NATIONAL PENSION FUND	122.497
PMPT INKA FONDS	33.085
PNC BANK NATIONALASSN	81.886
POINT REACH UNIT 1 AND UNIT 2 NON QUALIFIED TRUST	6.640
POINT72 ASSOCIATES LLC C/O WALKERS CORPORATE LIMITED CAYMAN CORPORATE CENTRE	72.380
POINT72 LONDON INVESTMENTS LTD.	482.331
POLAR CAPITAL FUNDS PLC	16.035
POLAR CAPITAL GLOBAL FINANCIALS TRUST PLC	336.796
POLICEMEN'S ANNUITY AND BENEFIT FUND OF CHICAGO	19.219
POLLUX	11.160
POOL REINSURANCE CO LTD	15.138
POOL REINSURANCE CO LTD	2.498
PORT ROYAL EQUILIBRE	23.216
PREMIER MITON EUROPEAN EQUITY INCOME FUND	44.370
PREMIER MITON EUROPEAN OPPORTUNITIES FUND	6.833.736
PREMIER MITON EUROPEAN SUSTAINABLE LEADERS FUND	232.403
PRESBYTERIAN CHURCH (USA) FOUNDATION	6.124
PRINCIPAL EXCHANGE TRADED FUNDS PRINCIPAL INTERNATIONAL ADAPTIVE MULTI FACTOR ETI	864
PRINCIPAL FUNDS INC GLOBAL MULTI STRATEGY FUND	4.175
PRINCIPAL FUNDS INC INTERNATIONAL EQUITY INDEX	41.762
PRIVILEGE JP MORGAN PAN EUROPEAN FLEXIBLE EQUITY	31.965
PRO BLEND EXTENDED TERM SERIES	49.615
PRO BLEND RMAXIMUM TERM SERIES	39.831
PRO BLEND RMODERATE TERM SERIES	25.831
PRO GEN INVESTMENTS LLC	571
PROFOND UMBRELLA AKTIEN AUSLAND MINIMUM VOLATILITY CREDIT SUISSE FUNDS AG	8.234
PRUDENTIAL BANK AND TRUST FSB	105.555
PRUDENTIAL PENSIONS LIMITED	8.669
PRUDENTIAL RETIREMENT INSURANCE ANNUITY COMPANY	22.809
PSSF PROGETTO AZIONE SOSTENIBI	935
PSSF PROGETTO CEDOLA 01 2023	1.994
PSSF PROGETTO CEDOLA 02 2023	2.133
PSSF PROGETTO CEDOLA 03 2023	2.080
PUBLIC AUTHORITY FOR SOCIAL INSURANCE	4.162
PUBLIC EMPLOYEE RETIREMENT SYSTEM OF IDAHO	28.211
PUBLIC EMPLOYEES RETIREMENT ASSOCIATION OF COLORADO	728.649
PUBLIC EMPLOYEES RETIREMENT ASSOCIATION OF NEW MEXICO	5.457
PUBLIC EMPLOYEES RETIREMENT SYSTEM OF MISSISSIPPI	87.610
PUBLIC EMPLOYEES RETIREMENT SYSTEM OF NEVADA	349.461
PUBLIC EMPLOYEES RETIREMENT SYSTEM OF OHIO	1.587.483
PUBLIC EMPLOYEES' LONG TERM CARE FUND	2.070.001
PUBLIC SCHOOL TEACHERS PENSION AND RETIREMENT FUND OF CHICAGO	151.356
PUBLIC SECTOR PENSION INVESTMENT BOARD	171.608
PUBLIC SERVICE ENTERPRISE GROUP INCORPORATED MASTER DEFINED TRUST	259.290
QANTAS SUPERANNUATION LIMITED AS TRUSTEE FOR THE QANTAS SUPERANNUATION PLAN	558
QIC LIMITED	11.220
QS INVESTORS INTERNATIONAL EQUITY DBI CIT	515
QUALITY EDUCATION FUND	1.093
R MONTJOLY INVESTISSEMENTS POOL AXA	8.990
R.F. GINNA NUCLEAR POWER PLANT QUALIFIED FUND	1.200

**FinecoBank S.p.A.**  
**Assemblea Ordinaria/Straordinaria**  
**in unica convocazione**

**\* ELENCO DELEGANTI \***

RAIFFEISEN FONDS CH FOCUS INTEREST	9.000
RAINIER INTERNATIONAL DISCOVERY SERIES	518.966
RAINIER INTERNATIONAL SMALL CAP EQUITY COLLECTIVE TRUST FUND	179.260
REALDANIA	115.100
REASSURE LIMITED	309.171
RED BLAZER INVESTMENT'S VENTURE LLC	3.659
REGIME DE RENTES DU MOUVEMENT DESJARDINS	2.247
RELIANCE TRUST INSTITUTIONAL RETIREMENT TRUST SERIES FIFTEEN.	66.573
RETIREMENT BENEFITS INVESTMENT FUND	5.283
RHONDDA CYNON TAF COUNTY BOROUGH COUNCIL PENSION FUND	247.437
RHUMBLINE INTERNATIONAL POOLED INDEX TRUST	14.030
RICHARD A. CHAIFETZ REVOCABLE TRUST	20.006
RICHELIEU GLOBAL INNOVATION	6.450
RICHELIEU PRAGMA EUROPE	120.000
RIVER AND MERCANTILE GLOBAL HIGH ALPHA FUND	58.850
RL PREVOYANCE (ACTIONS EUROPE)	21.309
RMB INTERNATIONAL FUND	213.444
ROBEKO CAPITAL GROWTH FUNDS	2.350.000
ROBIN 1-FONDS	325.483
ROBINSON UNIT 2 QUALIFIED NUCLEAR DECOMMISSIONING FUND	5.744
ROPS EURO P	52.586
ROPS SMART INDEX EURO	65.275
ROSEBENE LLC	1.237
ROYAL BOROUGH OF KINGSTON UPON THAMES PENSION FUND	14.273
ROYAL LONDON EQUITY FUNDS ICVC	79.953
RSRC ACTIONS (ACTION EURO)	75.051
RSS INV COMMINGLED EMPLOYEE BENEFIT FUNDS TRUST	111.474
RUSSEL CANADIAN DIVIDEND POOL	4.973
RUSSELL FOCUSED GLOBAL EQUITY	2.560
RUSSELL GLOBAL EQUITY POOL	11.457
RUSSELL INVESTMENT COMPANY GLOBAL EQUITY FUND	16.981
RUSSELL INVESTMENT COMPANY INTERNATIONAL DEVELOPED MARKETS FUND	92.975
RUSSELL INVESTMENT COMPANY PLC	23.101
RUSSELL INVESTMENT COMPANY TAXMANAGED INTERNATIONAL EQUITY FUND	79.043
RUSSELL INVESTMENT COMPANY V PLC	10.041
RUSSELL INVESTMENT FUNDS INTERNATIONAL DEVELOPED MARKETS FUND	18.758
RUSSELL INVESTMENTS COMMON CONTRACTUAL FUND	32.891
RUSSELL INVESTMENTS ESG GLOBAL EQUITY POOL	949
RUSSELL INVESTMENTS GLOBAL OPPORTUNITIES FUND	8.859
RUSSELL INVESTMENTS INSTITUTIONAL FUNDS LLC GLOBAL EQUITY PLUS	3.559
RUSSELL INVESTMENTS INSTITUTIONAL FUNDS LLC INTERNATIONAL EQUITY	19.117
RUSSELL INVESTMENTS INTERNATIONAL SHARES FUND	5.898
RUSSELL INVESTMENTS LOW CARBON GLOBAL SHARES FUND	7.578
RUSSELL INVESTMENTS SUSTAINABLE GLOBAL SHARES FUND	2.680
RUSSELL INVESTMENTS SUSTAINABLE GLOBAL SHARES EX FOSSIL FUELS FUND I.V.L.3	714
RUSSELL OVERSEAS EQUITY POOL	25.781
S CAVAMAC ACTIONS EURO	95.879
S. ROBSON WALTON 1999 CHILDRENS TRUST	1.340
S. ROBSON WALTON 2009 GRAT NO. 4 ARTICLE II TRUST	2.187
S. ROBSON WALTON 2010 TRUST	5.544
SABADELL EUROACCION, FI	59.987
SABADELL PLANIFICACION 25, FI	4.178
SABADELL PLANIFICACION 50, FI	1.373
SAFRAN DYNAMIQUE(ACTIONS EUROPE ESG)	34.933
SAFRAN MIXTE SOL(ACTIONS EUROPE ESG)	5.960
SAKKARAH? FCP	40.650
SALT RIVER PIMA MARICOPA INDIAN COMMUNITY	28.942
SAMSUNG GLOBAL CORE EQUITY FUND	2.889
SANLAM INVESTMENTS UK LIMITED	81.779
SANTA BARBARA COUNTY EMPLOYEES RETIREMENT SYSTEM	26.954
SAS TRUSTEE CORPORATION POOLED FUND	58.760
SBC MASTER PENSION TRUST	325.881
SCHRODER DIVERSIFIED GROWTH PORTFOLIO, L.P.	3.251
SCHRODER DIVERSIFIED GROWTH TRUST	5.176
SCHRODER INTERNATIONAL ALPHA PORTFOLIO, L.P.	169.651
SCHRODER INTERNATIONAL ALPHA TRUST	577.246
SCHRODER INTERNATIONAL EQUITY TRUST	141.690
SCHRODER INTERNATIONAL SELECTION FUND	172.493
SCHWAB FUNDAMENTAL INTERNATIONAL SMALL COMPANY INDEX ETF	159.540
SCHWAB FUNDAMENTAL INTERNATIONAL SMALL COMPANY INDEX FUND	38.247
SCHWAB INTERNATIONAL EQUITY ETF	873.529
SCHWAB INTERNATIONAL INDEX FUND	335.794
SCOTIA DIVERSIFIED BALANCED FUND	36.948
SCOTIA INTERNATIONAL EQUITY INDEX FUND	1.075
SCOTIA INTERNATIONAL EQUITY INDEX TRACKER ETF	6.199
SCOTIA RESPONSIBLE INVESTING INTERNATIONAL EQUITY INDEX ETF	362



FinecoBank S.p.A.  
Assemblea Ordinaria/Straordinaria  
in unica convocazione

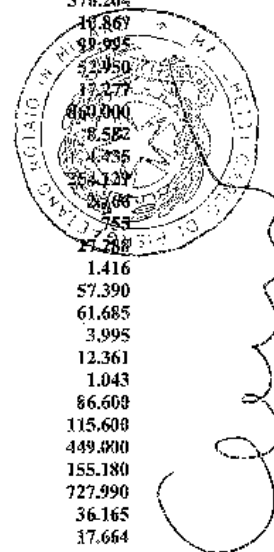
\* ELENCO DELEGANTI \*

SCOTT GARRETT	1.339
SCOTTISH WIDOWS INVESTMENT SOLUTIONS FUNDS ICVC- DEVELOPED EUROPE (EX UK) EQUITY TRACKER FUND	97.487
SCPMG KFOGH PLAN	11.500
SDA INTL EQUITY INDEX FD WORLD	17.251
SFAN P ANDRADE 2016 TR UAD FEB 8 1991	1.693
SEASONS SERIES TRUST SA MULTI MANAGED INTERNATIONAL EQUITY PORTF	72.324
SEB ACTIVE 55	1.313
SEB ACTIVE 80	898
SEYOND	27.398
SEYOND EURO SUSTAINABLE MINVOL	58.445
SEI GLOBAL MASTER FUND PLC THE	6.830
SELF-FINANCING POSTSECONDARY EDUCATION FUND	362
SEMPRA ENERGY PENSION MASTER TRUST	10.455
SENTINEL INTERNATIONAL FUND	1.064
SENTINEL INTERNATIONAL TRUST	5.427
SG BLACKROCK ACTIONS EURO	57.923
SHANDS HEALTHCARE PENSION PLAN II DEFINED BENEFIT PLAN TRUST	56.257
SHELL CANADA 2007 PENSION PLAN	5.394
SHELL PENSION TRUST	11.825
SHELL PENSIONS TRUST LIMITED AS TRUSTEE OF SHELL CONTRIBUTORY PENSION FUND	16.336
SHELL TRUST (BERMUDA) LIMITED AS TRUSTEE OF THE SHELL INTERNATIONAL PENSION FUND	1.681
SHELL TRUST (BERMUDA) LTD AS TRUSTEE OF THE SHELL OVERSEAS CONTRIBUTORY PENSION FUND	2.556
SHENKO GLOBAL EQUITY INDEX MOTHER FUND	147
SIEFORE XXI BANORTE BASICA 60 64 SA DE C.V.	71.888
SIEFORE XXI BANORTE BASICA 65 69 SA DE C.V.	110.834
SIEFORE XXI BANORTE BASICA 70 74 SA DE C.V.	131.332
SIEFORE XXI BANORTE BASICA 75 79SA DE C.V.	110.384
SIEFORE XXI BANORTE BASICA 80 84 SA DE C.V.	114.979
SIEFORE XXI BANORTE BASICA 85 89 SA DE C.V.	65.061
SIEFORE XXI BANORTE BASICA 90 94 SA DE C.V.	18.030
SIEMENS ABSOLUTE RETURN	10.497
SIEMENS DC BALANCED	2.685
SIEMENS DIVERSIFIED GROWTH	19.588
SIEMENS EMU EQUITIES	34.833
SIEMENS EUROINVEST AKTIEN	3.899
SIEMENS-FONDS SIEMENS-RENTE	95.339
SIERRA FRANKLIN EAFE PLUS EQUITY TRUST	1.000.000
SIM GLOBAL BALANCED TRUST	659
SINGLE SELECT PLATFORM	366.869
SIR DAVID TRENCH FUND FOR RECREATION	5.284
SIX CIRCLES INTERNATIONAL UNCONSTRAINED EQUITY FUND	660.389
SIX CIRCLES MANAGED EQUITY PORTFOLIO INTERNATIONAL UNCONSTRAINED FUND	181.939
SLIC ER EX UK SM CM 11 D XESC	208.394
SLIC II STANDARD LIFE INVESTMENTS	379.384
SOCIAL SECURITY OFFICE	57.396
SOFT WEEKLY DIVIDEND ETF	464
SOGECAP AP CLIMAT PAB	8.243
SPARTAN GROUP TRUST FOR EMPLOYEE BENEFIT PLANS	390.325
SPDR MSCI ACWI EXUS ETF	1.508
SPDR MSCI EAFE FOSSIL FUEL RESERVES FREE ETF	10.438
SPDR MSCI EAFE STRATEGICFACTORSETF	60.258
SPDR MSCI WORLD STRATEGICFACTORS ETF	859
SPDR PORTFOLIO DEVELOPED WORLD EXUS ETF	219.053
SPDR PORTFOLIO EUROPE ETF	10.615
SPDR SP WORLD EX AUSTRALIA FUND	4.377
SSB MSCI ACWI EX USA IMI SCREENED NONLENDING COMMON TRUST FUND	18.099
SSB MSCI EUROPE SCREENED INDEX NONLENDING COMMON TRUST FUND	20.284
SSB MSCI ITALY INDEX SECURITIESLENDING COMMON TRUST FUND	497.708
SSGA MSCI ACWI EX USA INDEX NON LENDING DAILY TRUST	3.626
SSGA SPDR ETFS EUROPE I PUBLIC LIMITED COMPANY	62.762
SSGA SPDR ETFS EUROPE II PUBLIC LIMITED COMPANY	236.957
SST GLOB ADV TAX EXEMPT RETIREMENT PLANS	2.419.043
STANDARD BANK OF SOUTH AFRICA LTD	57.333
STANDARD LIFE INTERNATIONAL DESIGNATED ACTIVITY COMPANY	364.288
STANDARD LIFE INVESTMENT COMPANYGLOBAL SMALLER	2.873.605
STANDARD LIFE INVESTMENTS GLOBAL	2.391.221
STANDARD LIFE INVESTMENTS GLOBAL SICAV II	210.199
STAR PASTEUR	20.680
STATE OF CALIFORNIA SAVINGS PLUS PROGRAM MASTER TRUST	257.391
STATE OF CONNECTICUT RETIREMENT PLANS TRUST FUNDS	87.859
STATE OF MINNESOTA	225.708
STATE OF NEW JERSEY COMMON PENSION FUND D	358.398
STATE OF NEW MEXICO STATE INVESTMENT COUNCIL	84.310
STATE OF WISCONSIN INVESTMENT BOARD	246.917
STATE OF WYOMING	29.113

**FincoBank S.p.A.**  
**Assemblea Ordinaria/Straordinaria**  
**in unica convocazione**

\* ELENCO DELEGANTI \*

STATE STREET CCF	9.081
STATE STREET GLOBAL ADVISORS GROSS ROLL UP UNIT TRUST	13.592
STATE STREET GLOBAL ADVISORS LUXEMBOURG SICAV	196.536
STATE STREET GLOBAL ALL CAP EQUITY EXUS INDEX PORTFOLIO	95.472
STATE STREET INTERNATIONAL DEVELOPED EQUITY INDEX PORTFOLIO	160.718
STATE STREET INTERNATIONAL EQUITIES INDEX TRUST LEVEL 15	12.466
STATE STREET IRELAND UNIT TRUST	45.100
STATE STREET TOTAL RETURN VIS FUND	6.209
STEADYHAND GLOBAL SMALL CAP EQUITY FUND	81.880
STELLAR INSURANCE, LTD.	2.652
STEUART L. WALTON FAMILY TRUST OAD 3 19 13	4.478
STICHTING AHOLD DELHAIZE PENSIOEN	33.154
STICHTING BEDRIJFSPENSIOENFONDS VOOR HET	1.634
STICHTING BEDRIJFSTAKPENSIOENFONDS VOOR DE ZOETWARENINDUSTR	5.805
STICHTING BEDRIJFSTAKPENSIOENFONDS VOOR HET LEVENSMIDDELENBEDRIJF	33.531
STICHTING BEDRIJFSTAKPENSIOENFONDS VOOR HET SCHOONMAAK EN GL.	20.020
STICHTING BLUE SKY LIQUID ASSET FUNDS	55.601
STICHTING DEPOSITARY APG DEVELOPED MARKETS EQUITY POOL	7.671.043
STICHTING HEINEKEN PENSIOENFONDS	17.582
STICHTING MN SERVICES	328.384
STICHTING MN SERVICES AANDELENFOND	56.708
STICHTING PENSIOENFONDS APP.	15.161
STICHTING PENSIOENFONDS ING	32.771
STICHTING PENSIOENFONDS NOTARIAAT	2.721
STICHTING PENSIOENFONDS PGB	406.646
STICHTING PENSIOENFONDS PROVISUM	2.865
STICHTING PENSIOENFONDS SAGITTARIUS	16.757
STICHTING PENSIOENFONDS VAN DE METALEKTRO (PME)	202.238
STICHTING PENSIOENFONDS VOPAK	88.730
STICHTING PENSIOENFONDS METAAL EN TECHNIEK MN SERVICES	96.520
STICHTING PGGM DEPOSITARY	376.284
STICHTING PHILIPS PENSIOENFONDS	10.869
STICHTING RABOBANK PENSIOENFONDS	89.995
STICHTING SHELL PENSIOENFONDS	52.950
STICHTING SPOORWEGPENSIOENFONDS	17.277
STOCK SMALL CAPS OPT	869.000
STRATEGIC INTERNATIONAL EQUITY FUND	8.582
STRATEGY SICAV	1.735
SUBSIDIZED SCHOOLS PROVIDENT FUND	254.129
SUEBIA-FONDS	25.06
SUNAMERICA SERIES TRUST SA BLACKROCK VCP GLOBAL MULTI ASSET PORT	753
SUNAMERICA SERIES TRUST SA INTERNATIONAL INDEX PORTFOLIO	27.288
SUNAMERICA SERIES TRUST SA JPM DIVERSIFIED BALANCED PORTFOLIO	1.416
SUNAMERICA SERIES TRUST SA SCHRODERS VCP GLOBAL ALLOCATION PORT	57.390
SUNSUPER SUPERANNUATION FUND	61.685
SUPERANNUATION FUNDS MANAGEMENT CORPORATION OF SOUTH AUSTRAL	3.995
SUPERVALU INC MASTER INVESTMENT TRUST	12.361
SUSAN ZUCKER	1.043
SUTTER HEALTH	86.608
SUTTER HEALTH MASTER RETIREMENT TRUST	115.600
SYCOMORE FUND SICAV - SYCOMORE EUROPE HAPPY @ WORK	449.000
SYCOMORE SELECTION MIDCAP	155.180
SYCOMORE SELECTION RESPONSABLE	727.990
SYKPHJELPS OG PENSJONSORDNING FOR LAGER (SOP)	36.165
SYMMETRY LOW VOLATILITY FUND	37.664
SYMMETRY PANORAMIC GLOBAL EQUITY FUND	6.373
SYMMETRY PANORAMIC INTERNATIONAL EQUITY FUND	7.772
SYN ACT EUROPE EX-CH-A-AMUNDI	41.337
SYN ACTIONS EUROPE (EX-CH) B-UBS	41.533
T. ROWE PRICE EUROPEAN STOCK FUND	863.399
T. ROWE PRICE FUNDS OEIC - CONTINENTAL EUROPEAN EQUITY FUND	3.701
T. ROWE PRICE FUNDS SICAV	258.578
T. ROWE PRICE GLOBAL ALLOCATION FUND, INC.	42.702
T. ROWE PRICE INTERNATIONAL DISCOVERY FUND	3.714.075
T. ROWE PRICE INTERNATIONAL EQUITY INDEX FUND	25.596
T. ROWE PRICE INTERNATIONAL EQUITY INDEX TRUST	20.843
T. ROWE PRICE INTERNATIONAL SMALL-CAP EQUITY TRUST	485.242
TAIWAN COOPERATIVE BANK MST CUST SCHRODER ALL CYCLE GROWTH FND	533
TALCOTT RESOLUTION LIFE INSURANCE COMPANY	5.361
TANGERINE BALANCED GROWTH PORTFOLIO	11.629
TANGERINE BALANCED INCOME PORTFOLIO	1.442
TANGERINE BALANCED PORTFOLIO	8.689
TANGERINE EQUITY GROWTH PORTFOLIO	12.656
TAXMANAGED INTERNATIONAL EQUITYPORTFOLIO	1.887
TCORPIM DEVELOPED MARKETS EQUITIES (HEDGED) FUND	23.687
TCORPIM DEVELOPED MARKETS EQUITIES (SOVEREIGN INVESTOR - HEDGED) FUND	89.067



FinsecoBank S.p.A.  
Assemblea Ordinaria/Straordinaria  
in unica convocazione


\* ELENCO DELEGANTI \*

TD ACTIVE GLOBAL EQUITY GROWTH ETF	5.579
TD EMERALD INTERNATIONAL EQUITY INDEX FUND	137.407
TD EUROPEAN INDEX FUND	3.873
TD INTERNATIONAL EQUITY INDEX ETF	28.740
TD MORNINGSTAR ESG INTERNATIONAL EQUITY INDEX ETF	691
TEACHER RETIREMENT SYSTEM OF TEXAS	3.914
TEACHERS RETIREMENT SYSTEM OF LOUISIANA	1
TEACHERS' RETIREMENT SYSTEM OF THE CITY OF NEW YORK	76.844
TEACHERS' RETIREMENT SYSTEM OF THE STATE OF ILLINOIS	217.620
TELSTRA SUPERANNUATION SCHEME	19.588
TENNESSEE CONSOLIDATED RETIREMENT SYSTEM	436.471
TENNESSEE VALLEY AUTHORITY RETIREMENT SYSTEM	1
TEXAS EDUCATION AGCY	116.931
TEXAS EDUCATION AGENCY	23.211
TEXAS UTILITIES QUAL NDT PARTNERSHIP	1.611
TFL PENSION FUND	206.823
THE AMERICAN UNIVERSITY IN CAIRO	2.769
THE ARCHDIOCESE OF HARTFORD INVESTMENT TRUST	98
THE BANK OF KOREA	81.171
THE BANK OF NEW YORK MELLON CORPORATION RETIREMENT PLANS MASTER TRUST	82.720
THE BANK OF NEW YORK MELLON EMPLOYEE BENEFIT COLLECTIVE INV	98.357
THE BANK OF NEW YORK MELLON EMPLOYEE BENEFIT COLLECTIVE INVESTMENT FUND PLAN	51.878
THE BANK OF NEW YORK MELLON EMPLOYEE BENEFIT COLLECTIVE INVESTMENT FUND PLAN	298.705
THE BANK OF NEW YORK MELLON EMPLOYEE BENEFIT COLLECTIVE INVESTMENT FUND PLAN	49.871
THE BANK OF NEW YORK MELLON INTERNATIONAL LIMITE	1.601
THE BARCLAYS BANK UK RETIREMENT FUND	805
THE BOARD OF PENSIONS OF THE PRESBYTERIAN CHURCH USA	269.438
THE BOARD OF THE PENSION PROTECTION FUND RENAISSANCE	24.712
THE CALIFORNIA WELLNESS FOUNDATION	56.416
THE CAPTIVE INVESTORS FUND	96.400
THE CHANCELLOR, MASTERS AND SCHOLARS OF THE UNIVERSITY OF CAMBRIDGE	127
THE CHARLOTTE MECKLENBURG HOSPITAL AUTHORITY	59.373
THE DAVID A DUFFIELD TRUST UAD 07 14 88	2.432
THE E. M. FOUNDATION	10.000
THE EMPIRE LIFE INSURANCE COMPANY	899.399
THE ENDEAVOUR II FUND	1.240
THE HKSAR GOVERNMENT SCHOLARSHIP FUND	309
THE JORDAN CHARITABLE FOUNDATION	19.694
THE JUPITER GLOBAL FUND SICAV	3.129.176
THE LABOUR UNION CO-OPERATIVE RETIREMENT FUND	2.355
THE LF ACCESS POOL AUTHORIZED CONTRACTUAL SCHEME	501.791
THE MANUFACTURERS LIFE INSURANCE COMPANY	845.962
THE MARKS AND SPENCER WORLDWIDE MANAGED FUND	112.886
THE MASTER TRUST BANK OF JAPAN LTD RE HITACHI FOREIGN EQUITY INDEX MOTHER FUND	16.590
THE MASTER TRUST BANK OF JAPAN LTD. RE: MANULIFE INTERNATIONAL EQUITY INDEX MOTHER FUND	1.350
THE MASTER TRUST BANK OF JAPAN LTD. RE: NISSAY FOREIGN EQUITY INDEX MOTHER FUND	48.638
THE MASTER TRUST BANK OF JAPAN, LTD. AS TRUSTEE FOR FEDERATION OF NATIONAL PUBLIC SERVICE PERSONNEL MUTUAL AID ASSOCIATI	55.750
THE MASTER TRUST BANK OF JAPAN, LTD. AS TRUSTEE FOR GOVERNMENT PENSION INVESTMENT FUND 400045887	43.246
THE MASTER TRUST BANK OF JAPAN, LTD. AS TRUSTEE FOR MTBJ400045828	355.462
THE MASTER TRUST BANK OF JAPAN, LTD. AS TRUSTEE FOR MTBJ400045829	650.803
THE MASTER TRUST BANK OF JAPAN, LTD. AS TRUSTEE FOR MTBJ400045832	103.248
THE MASTER TRUST BANK OF JAPAN, LTD. AS TRUSTEE FOR MUTB400045792	583.156
THE MASTER TRUST BANK OF JAPAN, LTD. AS TRUSTEE FOR MUTB400045794	481.845
THE MASTER TRUST BANK OF JAPAN, LTD. AS TRUSTEE FOR MUTB400045795	573.615
THE MASTER TRUST BANK OF JAPAN, LTD. AS TRUSTEE FOR ORGANIZATION FOR WORKERS' RETIREMENT ALLOWANCE MUTUAL AID	24.435
THE MASTER TRUST BANK OF JAPAN, LTD. AS TRUSTEE FOR ORGANIZATION FOR WORKERS' RETIREMENT ALLOWANCE MUTUAL AID 400021898	52.740
THE MASTER TRUST BANK OF JAPAN, LTD. RE: MTBJ400031129	1.910
THE MASTER TRUST BANK OF JAPAN, LTD. RE: MUTB400021492	16.853
THE MASTER TRUST BANK OF JAPAN, LTD. RE: MUTB400021536	50.843
THE MASTER TRUST BANK OF JAPAN, LTD. RE: NISSAY FOREIGN EQUITY PASSIVE MOTHER FUND (ONLY FOR PENSION)	11.931
THE MASTER TRUST BANK OF JAPAN, LTD. RE: NZAM EURO STOXX (JPY HEDGED) (PRIVATELY PLACED INVESTMENT TRUST)	65.286
THE MASTER TRUST BANK OF JAPAN, LTD. RE: NZAM EURO STOXX ESG-X (JPY HEDGED) (PRIVATELY PLACED INVESTMENT TRUST)	8.439
THE MEDICAL AND DENTAL DEFENCE UNION OF SCOTLAND	18.618
THE METHODIST HOSPITAL	34.431
THE NEW ZEALAND GUARDIAN TRUST COMPANY LIMITED	2.175
THE NOMURA TRUST AND BANKING CO LTD	25.035
THE PRUDENTIAL INSURANCE COMPANY OF AMERICA	21.866
THE PUBLIC INSTITUTION FOR SOCIAL SECURITY	108.806

**FinecoBank S.p.A.**  
**Assemblea Ordinaria/Straordinaria**  
**in unica convocazione**

**\* ELENCO DELEGANTI \***

THE REGENTS OF THE UNIVERSITY OF CALIFORNIA	436.778
THE ROYAL INST FOR THE ADVANCEMENT OF LEARNING MCGILL UNIVERSITY	29.300
THE SEVENTH SWEDISH NATIONAL PENSION FUND AP 7 EQUITY FUND	730.885
THE STEAMSHIP MUTUAL UNDERWRITING ASSOCIATION TRUSTEES (BERMUDA) LIMITED	1.329
THE TRUSTEES OF THE HENRY SMITH CHARITY	16.120
THE WALT DISNEY COMPANY RETIREMENT PLAN MASTER TRUST	15.984
THE WINNIPEG FOUNDATION	139.718
THEAM QUANT - EQUITY EUROZONE FACTOR DEFENSIVE	141.429
THOMAS L. WALTON FAMILY TRUST UAD 03 19 13	5.950
THOMAS P PRCHAL TR LTD 3 31 94 MAWER	1.479
THOMAS R SMITH REV TRUST	1.074
THREADNEEDLE (LUX) COLUMBIA THREADNEEDLE INVESTMENTS	1.698.924
THREADNEEDLE (LUX)	5.119.618
THREADNEEDLE INVESTMENT FUNDS ICVC	3.357.455
THRIFT SAVINGS PLAN	2.346.977
THRIVENT CORE INTERNATIONAL EQUITY FUND	38.045
THRIVENT GLOBAL STOCK FUND	40.279
THRIVENT GLOBAL STOCK PORTFOLIO	28.598
THRIVENT INTERNATIONAL ALLOCATION FUND	48.193
THRIVENT INTERNATIONAL ALLOCATION PORTFOLIO	90.908
THRIVENT INTERNATIONAL INDEX PORTFOLIO	5.996
THYSSEN GLOBAL INVESTMENTS CORP	581
TIAACREF INTERNATIONAL EQUITY INDEX FUND	666.074
TIMES SQUARE CAPITAL MANAGEMENT	138.787
TM CRUX OEIC - TM CRUX EUROPEAN SPECIAL SITUATIONS FUND	1.495.888
TM CRUX OEIC TM CRUX EUROPEAN FUND	125.889
TMI 2 SOLUTIONS TAX QUALIFIED NUCLEAR DECOMMISSIONING TRUST	4.484
TOCQUEVILLE CROISSANCE EURO IS	903.637
TOCQUEVILLE FINANCE ISR	17.500
TOCQUEVILLE SILVER AGE ISR	196.651
TOTAL ACTIONS EUROPEENNES	502.869
TOTAL GESTION FLEXIBLE PATRIMONIALE	46.311
TOTAL INTERNATIONAL EX U.S. INDEX MASTER PORTFOLIO OF MASTER INV	21.371
TOTAL ENERGIES DIVERSIFIE EQUILIBRE ET SOLIDAIRE	21.817
TR EUROPEAN GROWTH TRUST PLC	235.383
TRANSAMERICA AIM INTERNATIONAL GROW	21.132
TRANSAMERICA INTERNATIONAL EQUITY INDEX VP	2.972
TRANSAMERICA MORGAN STANLEY GLOBAL ALLOCATION VP	7.041
TREASURER OF THE STATE OF NORTH CAROLINA EQUITY INVESTMENT	135.428
TREDJE AP FONDEN	903.093
TRELIGGA PUBLIC LIMITED COMPANY.	1.338.740
TRINITY COLLEGE CAMBRIDGE	9.039
TRUST & CUSTODY SERVICES BANK LTD AS TRUSTEE FOR PENSION INVESTMENT FUND TRUST NUMBER 10	17.298
TRUST & CUSTODY SERVICES BANK LTD AS TRUSTEE FOR PENSION INVESTMENT FUND TRUST NUMBER 21	5.123
TRUST & CUSTODY SERVICES BANK LTD AS TRUSTEE FOR PENSION INVESTMENT FUND TRUST NUMBER 3	34.503
TRUST & CUSTODY SERVICES BANK LTD AS TRUSTEE FOR PENSION INVESTMENT FUND TRUST NUMBER 4	7.252
TRUST & CUSTODY SERVICES BANK LTD AS TRUSTEE FOR PENSION INVESTMENT FUND TRUST NUMBER 8	2.524
TRUST I AB GLOBAL DYNAMIC ALLOCATION PORTFOLIO	34.008
TRUST II BAILLIE GIFFORD INTERNATIONAL STOCK PORTFOLIO	1.170.661
TRUSTEAM ROC EUROPE	89.500
TRUSTEAM ROC FLEX	15.000
TRUTH INITIATIVE FOUNDATION	6.321
TWO SIGMA EQUITY SPECTRUM PORTFOLIO LLC C O TWO SIGMA INVESTMENTS LP	10.052
TWO SIGMA WORLD CORE FUND LP	15.200
UBAM - EUROPE SMALL CAP EQUITY	67.995
UBS (IRL) ETF PLC S&P 500 ESG UCITS ETF (ENGLISH)	46.727
UBS (LUX) INSTITUTIONAL FUND - EQUITIES EUROPE (EX CH) PASSIVE	142.868
UBS (LUX) INSTITUTIONAL FUND - EQUITIES EUROPE (EX CH) PASSIVE II	257.381
UBS (LUX) INSTITUTIONAL SICAV EQUITIES GLOBAL (LX USA) PASSIVE	5.730
UBS (LUX) KEY SELECTION SICAV - SYSTEMATIC ALLOCAT PTF EQUITY (USD)	5.221
UBS (LUX) SICAV I	403
UBS (LUX) STRATEGY SICAV SAP DYNAMIC (USD)	2.472
UBS (LUX) STRATEGY SICAV-SYSTEMATIC - ALLOCATION PF DEFENSIVE (USD)	1.852
UBS (LUX) STRATEGY SICAV-SYSTEMATIC - ALLOCATION PF MEDIUM (USD)	6.797
UBS (US) GROUP TRUST	45.206
UBS ASSET MANAGEMENT IJFF LTD	123.498
UBS FUND MANAGEMENT (SWITZERLAND) AG ON BEHALF OF ZURICH INVEST INSTITUTIONAL FUNDS	569.559
UBS FUND MANAGEMENT (SWITZERLAND) AG ON BEHALF OF ZURICH INVEST INSTITUTIONAL FUNDS	29.324
ZIF GREEN	
UBS FUND MANAGEMENT (SWITZERLAND) AG.	155.030
UBS FUND MANAGEMENT (SWITZERLAND) AG.	4.634



**FinecoBank S.p.A.**  
**Assemblea Ordinaria/Straordinaria**  
**in unica convocazione**

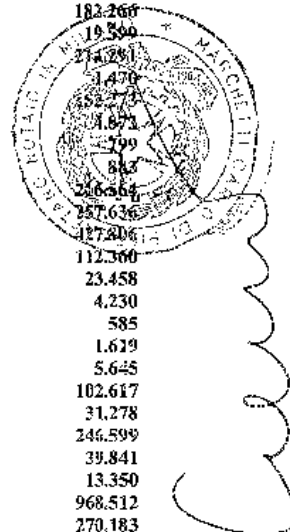
**\* ELENCO DELEGANTI \***

UBS FUND MANAGEMENT(LUXEMBOURG) SA	498.312
UBS IQ MSCI WORLD EX AUSTRALIA ETHICAL ETF	966
UBS LUX FUND SOLUTIONS	507.308
UIFONDS AKTIEN EUROPE MVOIA PASSIVE	16.264
UI-FONDS BAV RBI AKTIEN	353.374
UNIEUROPA MID&SMALL CAPS	281.300
UNISYS MASTER TRUST	37.553
UNITED MINE WORKERS OF AMERICA 1974 PENSION TRUST 1974 PENSION TRUST	19.548
UNITED NATIONS JOINT STAFF PENSION FUND	94.527
UNITED NATIONS RELIEF AND WORKS AGENCY FOR PALESTINE REFUGEE	3.565
UNITED TECHNOLOGIES CORPORATIONEMPLOYEE SAVINGS PLAN MASTER TRU	151.651
UNIVERSAL INVEST SICAV	542.929
UNIVERSAL INVESTMENT GESELLSCHAFT MBH FOR KFT UNIVERSAL FONDS	27.405
UNIVERSAL INVESTMENT GMBH	37.802
UNIVERSAL SHIPOWNERS MARINE INSURANCE ASSOCIATION LIMITED	1.412
UNIVERSALINVESTMENTAG TGV FOR MERKUR	39.748
UNIVERSAL-INVESTMENT-GESELLSCHAFT MDH ON BEHALF OF BAYVK A4-FONDS	69.055
UNIVERSAL-INVESTMENT-GESELLSCHAFT MBH ON BEHALF OF BROCKEN-UI-FONDS	9.816
UNIVERSAL-INVESTMENT-GESELLSCHAFT MBH ON BEHALF OF EPOTIF MASTERFONDS	9.080
UNIVERSAL-INVESTMENT-GESELLSCHAFT MBH ON BEHALF OF HMT EURO AKTIEN PROTECT ESG	18.800
UNIVERSAL-INVESTMENT-GESELLSCHAFT MBH ON BEHALF OF UNIVERSAL-CA V	24.974
UNIVERSAL-INVESTMENT-GESELLSCHAFT MBH ON BEHALF OF UNIVERSAL-OCO	17.374
UNIVERSAL-INVESTMENT-GESELLSCHAFT MBH ON BEHALF OF WMB-UNIVERSAL-FONDS	2.043
UNIVERSALINVESTMENT-GESELLSCHAFT MBH RE ZEIT-UNIVERSAL-FONDS	69.609
UNIVERSALINVESTMENTGESELLSCHAFTMBH FOR PROUIFONDS SAA	54.425
UNIVERSE THE CMI GLOBAL NETWORK FUND CMI CONTINENTAL EURO	45.023
UNIVERSITIES SUPERANNUATION SCHEME	341.224
UNIVERSITY OF WISCONSIN FOUNDATION	53.267
UPS GROUP TRUST	124.056
UTAH RETIREMENT SYSTEMS	75.763
VALIC COMPANY I INTERNATIONAL EQUITIES INDEX FUND	58.243
VALIC COMPANY I INTERNATIONAL SOCIALLY RESPONSIBLE FUNDK	13.965
VALIC COMPANY I INTERNATIONAL OPPORTUNITIES FUND	32.393
VAM FUNDS (LUX) INTERNATIONAL OPPORTUNITIES FUND	4.739
VANECK VECTORS MSCI WORLD EX AUSTRALIA QUALITY ETF	63.647
VANGUARD DEVELOPED MARKETS INDEX FUND	4.418.981
VANGUARD ESG DEVELOPED WORLD ALL CAP EQ INDEX FND UK	7.617
VANGUARD ESG INTERNATIONAL STOCK ETF	108.046
VANGUARD ETHICALLY CONSCIOUS INTERNATIONAL SHARES INDEX FUND	31.636
VANGUARD EUROPEAN STOCK INDEX FUND	1.320.810
VANGUARD FIDUCIARY TRUST COMPANY DEVELOPED MARKETS INDEX TRUST	21.839
VANGUARD FIDUCIARY TRUST COMPANY INSTITUTIONAL TOTAL INTERNATIONAL STOCK MARKET INDEX TRUST	382.008
VANGUARD FIDUCIARY TRUST COMPANY INSTITUTIONAL TOTAL INTERNATIONAL STOCK MARKET INDEX TRUST II	3.390.220
VANGUARD FTSE ALL WORLD EX US INDEX FUND	1.197.098
VANGUARD FTSE DEVELOPED ALL CAPEX NORTH AMERICA INDEX ETF	70.314
VANGUARD FTSE DEVELOPED EUROPE ALL CAP INDEX ETF	8.209
VANGUARD FUNDS PUBLIC LIMITED COMPANY	531.161
VANGUARD INTERNATIONAL EXPLORER FUND	316.100
VANGUARD INTERNATIONAL GROWTH FUND	9.833.712
VANGUARD INTERNATIONAL SHARES INDEX FUND	226.983
VANGUARD INTERNATIONAL SHARES SELECT EXCLUSIONS INDEX FUND	11.490
VANGUARD INVESTMENT SERIES PUBLIC LIMITED COMPANY	699.261
VANGUARD INVESTMENTS COMMON CONTRACTUAL FD/VANG FTSE DEVELOPED WRLD CMMN CONT FD	14.648
VANGUARD INVESTMENTS COMMON CONTRACTUAL FD/VANG FTSE DVLPD WRLD EX UK CMM CNT FD	11.496
VANGUARD INVESTMENTS COMMON CONTRACTUAL FD-VANGUARD FTSE DEV EUR EX UK CCF	65.580
VANGUARD INVESTMENTS FUNDS ICVC-VANGUARD FTSE DEVELOPED WORLD EX - U.K. EQUITY INDEX FUND	175.730
VANGUARD INVESTMENTS II CCF - VANGUARD FTSE DEVELOPED WORLD II CCF	16.582
VANGUARD INVESTMENTS II CCF/VANGUARD SRI FTSE DEVELOPED EUROPE II CCF	32.478
VANGUARD INVESTMENTS II CCF-VANGUARD SRI FTSE DEVELOPED WORLD II CCF	13.396
VANGUARD TOTAL INTERNATIONAL STOCK INDEX FUND	7.856.876
VANGUARD TOTAL WORLD STOCK INDEX FUND	292.269
VANGUARD VARIABLE INSURANCE FUND INTERNATIONAL PORTFOLIO	631.953
VANTAGETRUST III MASTER COLLECTIVE INVESTMENT FUNDS TRUST	23.081
VARIABLE PORTFOLIO - PARTNERS INTERNATIONAL CORE EQUITY PORTFOLIO	8.660
VARIABLE PORTFOLIO - PARTNERS INTERNATIONAL CORE EQUITY FUND	1.582.348
VARIOPARTNER SICAV 3 ALPHA GLOBAL QUALITY ACHIEVERS	25.597
VELLIV, PENSION & LIVSFORSIKRING A/S	1.123.357
VERDIPAPIRFONDET EQUINOR AKSJER EUROPA	9.000
VERDIPAPIRFONDET KLP AKSJEREUROPA INDEKS 1	33.196
VERDIPAPIRFONDET KLP AKSJERGLOBAL INDEX 1	98.343
VERDIPAPIRFONDET NORDIA GLOBAL	57.308
VERIZON MASTER SAVINGS TRUST	105.490

**FincoBank S.p.A.**  
**Assemblea Ordinaria/Straordinaria**  
**in unica convocazione**


**\* ELENCO DELEGANTI \***

VIMC INTERNATIONAL EQUITY TRUST1	135.545
VIMC INTERNATIONAL EQUITY TRUST2	153.555
VGX POOLFONDS METZLER	415.000
VGX POOLFONDS PAI	14.125
VI CAPITAL LTD	5.556
VIF ICVC VANGUARD FTSE DEVELOPED EUROPE EXUK EQUITY INDEX FUND	314.594
VIF ICVC VANGUARD FTSE GLOBAL ALL CAP INDEX FUND	19.053
VILLIERS ACTIONS EUROPE SYST AGH	82.030
VILLIERS CRESCENDO 2	4.292
VILLIERS DIAPASON	11.240
VIRGINIA RETIREMENT SYSTEM	2.601
VIRGINIA TECH FOUNDATION INC	2.908
VISIONFUND-EUROPE OPPORTUNITIES	706.927
VOLVO GROUP RETIREMENT TRUST	39.510
VONTOBEL FUND (CH) VESCORE GLOBAL EQUITY MULTI FACTOR C O VONTOBEL FONDS SERVICES AG	379
VONTOBEL FUND II 3 ALPHA MEGATRENDS	53.950
VONTOBEL FUND VESCORE GLOBAL EQUITY MULTI FACTOR	497
VOYA BALANCED INCOME PORTFOLIO	7.216
VOYA GLOBAL ADVANTAGE AND PREMIUM OPPORTUNITY FUND	29.516
VOYA GLOBAL EQUITY DIVIDEND AND PREMIUM OPPORTUNITY FUND	88.993
VOYA GLOBAL EQUITY FUND	49.367
VOYA GLOBAL HIGH DIVIDEND LOW VOLATILITY PORTFOLIO	102.254
VOYA INTERNATIONAL HIGH DIVIDEND LOW VOLATILITY FUND	3.652
VOYA INTERNATIONAL HIGH DIVIDEND LOW VOLATILITY PORTFOLIO	130.149
VOYA INTERNATIONAL INDEX PORTFOLIO	86.480
VOYA INVESTMENT MANAGEMENT CO LLC	695
VOYA MULTI MANAGER INTERNATIONAL FACTORS FUND	69.014
WALDEN INTERNATIONAL EQUITY FUND	35.706
WAM INVESTMENTS LLC	626
WASHINGTON STATE INVESTMENT BOARD	182.260
WELLINGTON IG GLOBAL EQUITY HEDGE POOL	19.590
WELLINGTON MANAGEMENT FUNDS (IRELAND) PLC	214.281
WESTPAC WHOLESALE INTERNATIONAL SHARE NO. 3 TRUST	14.700
WESTPAC WHOLESALE UNHEDGED INTERNATIONAL SHARE TRUST	52.273
WHEELS COMMON INVESTMENT FUND	14.671
WHOLESALE INTERNATIONAL CORE EQUITIES	790
WHOLESALE INTERNATIONAL CORE EQUITIES (NZ HEDGED)	843
WILLIAM BLAIR COLLECTIVE INVESTMENT TRUST	206.564
WILLIAM BLAIR INSTITUTIONAL INTERNATIONAL GROWTH FUND	257.636
WILLIAM BLAIR INTERNATIONAL GROWTH FUND	117.806
WILMINGTON INTERNATIONAL FUND	112.360
WINDWISF MSCI EAFE INDEX NON LENDING FUND FOR EXEMPT ORG.	23.458
WISDOMTREE INTERNATIONAL EFFICIENT CORE FUND	4.230
WISDOMTREE ISSUER ICAV	585
WORLD EQUITIES	1.619
WORLD TRADE ORGANIZATION PENSION PLAN	5.645
WORLDVIEW INVESTED-EUROPE CORE EQUITY	102.617
WS DEPENDANTS ANNUITY FUND	31.278
WSSP INTERNATIONAL EQUITIES TRUST	246.599
WTCN MULTIPLE COLLECTIVE INVESTMENT FUNDS TRUST II	39.841
WYOMING RETIREMENT SYSTEM	13.350
XTRACKERS	968.512
XTRACKERS (IE) PUBLIC LIMITED COMPANY	270.183
XTRACKERS FTSE DEVELOPED EX US MULTIFACTOR ETF	1.440
XTRACKERS MSCI ALL WORLD EX US HEDGED EQUITY ETF	3.858
XTRACKERS MSCI EAFE HEDGED EQUITY ETF	164.543
XTRACKERS MSCI EUROPE HEDGED EQUITY ETF	29.429
XTRACKERS MSCI EUROZONE HEDGED EQUITY ETF	1.326
XTRACKERS MSCI KOKUSAI EQUITY ETF	4.375
ZEPHYR - OPTIMISED PLUS 1	3.620
ZEPHYR - OPTIMISED PLUS 2	10.189
ZURICH INVEST ICAV	90.902
ZVK KVS FONDS	20.000
ZWITSERLEVEN INSTITUTIONELE BELEGINGSFONDSEN - ZWITSERLEVEN DUURZAAM INDEX	7.569
AANDELENFONDS EUROPA	



Numero di deleghe rappresentate dal badge: 1.845

475.636.523



LISTA RISULTATO DELLE VOTAZIONI

Oggetto: 1. Approvazione del bilancio dell'esercizio 2021 di FincoBank S.p.A. e presentazione del bilancio consolidato

CONTRARI

Cognome	Proprio	Delega
1. COMPRESSE SPA RAPP. DESIGNATO IN QUALITÀ DI SUBDELEGATO LSG-MOVIES (ST-TREVISAN) IN PERSONA DI ELIA ALBERTI	0	0
**D THE MASTER TRUST BANK OF JAPAN, LTD. AS TRUSTEE FOR GOVERNMENT PENSION INVESTMENT FUND 40005887	0	45.248
**D THE MASTER TRUST BANK OF JAPAN, LTD. AS TRUSTEE FOR GOVERNMENT PENSION INVESTMENT FUND 40005887	0	573.815
**D THE MASTER TRUST BANK OF JAPAN, LTD. AS TRUSTEE FOR GOVERNMENT PENSION INVESTMENT FUND 40005887	0	9.039
**D THE MASTER TRUST BANK OF JAPAN, LTD. AS TRUSTEE FOR GOVERNMENT PENSION INVESTMENT FUND 40005887	0	127
**D THE MASTER TRUST BANK OF JAPAN, LTD. AS TRUSTEE FOR GOVERNMENT PENSION INVESTMENT FUND 40005887	0	103.248
**D THE MASTER TRUST BANK OF JAPAN, LTD. AS TRUSTEE FOR GOVERNMENT PENSION INVESTMENT FUND 40005887	0	1.470
**D THE MASTER TRUST BANK OF JAPAN, LTD. AS TRUSTEE FOR GOVERNMENT PENSION INVESTMENT FUND 40005887	0	245
**D THE MASTER TRUST BANK OF JAPAN, LTD. AS TRUSTEE FOR GOVERNMENT PENSION INVESTMENT FUND 40005887	0	13.017
**D THE MASTER TRUST BANK OF JAPAN, LTD. AS TRUSTEE FOR GOVERNMENT PENSION INVESTMENT FUND 40005887	0	17.035
**D THE MASTER TRUST BANK OF JAPAN, LTD. AS TRUSTEE FOR GOVERNMENT PENSION INVESTMENT FUND 40005887	0	21.343
**D THE MASTER TRUST BANK OF JAPAN, LTD. AS TRUSTEE FOR GOVERNMENT PENSION INVESTMENT FUND 40005887	0	16.272
**D THE MASTER TRUST BANK OF JAPAN, LTD. AS TRUSTEE FOR GOVERNMENT PENSION INVESTMENT FUND 40005887	0	2.498
**D THE MASTER TRUST BANK OF JAPAN, LTD. AS TRUSTEE FOR GOVERNMENT PENSION INVESTMENT FUND 40005887	0	2.541
**D THE MASTER TRUST BANK OF JAPAN, LTD. AS TRUSTEE FOR GOVERNMENT PENSION INVESTMENT FUND 40005887	0	2.541
**D THE MASTER TRUST BANK OF JAPAN, LTD. AS TRUSTEE FOR GOVERNMENT PENSION INVESTMENT FUND 40005887	0	3.856
**D THE MASTER TRUST BANK OF JAPAN, LTD. AS TRUSTEE FOR GOVERNMENT PENSION INVESTMENT FUND 40005887	0	25.138
**D THE MASTER TRUST BANK OF JAPAN, LTD. AS TRUSTEE FOR GOVERNMENT PENSION INVESTMENT FUND 40005887	0	281.703
**D THE MASTER TRUST BANK OF JAPAN, LTD. AS TRUSTEE FOR GOVERNMENT PENSION INVESTMENT FUND 40005887	0	19.537
**D THE MASTER TRUST BANK OF JAPAN, LTD. AS TRUSTEE FOR GOVERNMENT PENSION INVESTMENT FUND 40005887	0	1.882
**D THE MASTER TRUST BANK OF JAPAN, LTD. AS TRUSTEE FOR GOVERNMENT PENSION INVESTMENT FUND 40005887	0	333.521
**D THE MASTER TRUST BANK OF JAPAN, LTD. AS TRUSTEE FOR GOVERNMENT PENSION INVESTMENT FUND 40005887	0	34.879
**D THE MASTER TRUST BANK OF JAPAN, LTD. AS TRUSTEE FOR GOVERNMENT PENSION INVESTMENT FUND 40005887	0	3.305
**D THE MASTER TRUST BANK OF JAPAN, LTD. AS TRUSTEE FOR GOVERNMENT PENSION INVESTMENT FUND 40005887	0	55.601
**D THE MASTER TRUST BANK OF JAPAN, LTD. AS TRUSTEE FOR GOVERNMENT PENSION INVESTMENT FUND 40005887	0	1.815
**D THE MASTER TRUST BANK OF JAPAN, LTD. AS TRUSTEE FOR GOVERNMENT PENSION INVESTMENT FUND 40005887	0	51.708
**D THE MASTER TRUST BANK OF JAPAN, LTD. AS TRUSTEE FOR GOVERNMENT PENSION INVESTMENT FUND 40005887	0	44.979
**D THE MASTER TRUST BANK OF JAPAN, LTD. AS TRUSTEE FOR GOVERNMENT PENSION INVESTMENT FUND 40005887	0	33.539
**D THE MASTER TRUST BANK OF JAPAN, LTD. AS TRUSTEE FOR GOVERNMENT PENSION INVESTMENT FUND 40005887	0	37.715
**D THE MASTER TRUST BANK OF JAPAN, LTD. AS TRUSTEE FOR GOVERNMENT PENSION INVESTMENT FUND 40005887	0	31.379
**D THE MASTER TRUST BANK OF JAPAN, LTD. AS TRUSTEE FOR GOVERNMENT PENSION INVESTMENT FUND 40005887	0	11.778
**D THE MASTER TRUST BANK OF JAPAN, LTD. AS TRUSTEE FOR GOVERNMENT PENSION INVESTMENT FUND 40005887	0	2.031.987
**D THE MASTER TRUST BANK OF JAPAN, LTD. AS TRUSTEE FOR GOVERNMENT PENSION INVESTMENT FUND 40005887	0	2.842
**D THE MASTER TRUST BANK OF JAPAN, LTD. AS TRUSTEE FOR GOVERNMENT PENSION INVESTMENT FUND 40005887	0	104.514
**D THE MASTER TRUST BANK OF JAPAN, LTD. AS TRUSTEE FOR GOVERNMENT PENSION INVESTMENT FUND 40005887	0	12.179
**D THE MASTER TRUST BANK OF JAPAN, LTD. AS TRUSTEE FOR GOVERNMENT PENSION INVESTMENT FUND 40005887	0	16.709
**D THE MASTER TRUST BANK OF JAPAN, LTD. AS TRUSTEE FOR GOVERNMENT PENSION INVESTMENT FUND 40005887	0	110.783
**D THE MASTER TRUST BANK OF JAPAN, LTD. AS TRUSTEE FOR GOVERNMENT PENSION INVESTMENT FUND 40005887	0	326.957
**D THE MASTER TRUST BANK OF JAPAN, LTD. AS TRUSTEE FOR GOVERNMENT PENSION INVESTMENT FUND 40005887	0	21.722

Totale voti 4.397.370  
Percentuale votanti % 0,924523  
Percentuale Capitale % 0,720739

Pagina 1

Azionisti: 37 Teste: 37  
Azionisti in proprio: 0 Azionisti in delega: 37  
R.T. rappresenta la persona fisica sopra indicata con il numero della scheda magnetica (votazione effettuata alle prestazioni assistite)  
R.T. rappresenta la persona fisica sopra indicata con il numero della scheda magnetica

# LISTA ESITO DELLE VOTAZIONI

Oggetto: 1. Approvazione del bilancio dell'esercizio 2021 di FinecoBank S.p.A. e presentazione del bilancio consolidato

## ASTENUTI

Cognome  
J. COMPUTERSHARE USA INCORP. DESIGNATO IN QUALITÀ DI SUBDELEGATO 135-KNOTS (ST. TREVISANO) IN PERSONA DI DITA ALBERTO  
--C CITY OF NEW YORK GROUP CORP

Totale voti 250.286  
Percentuale votanti % 0,052621  
Percentuale Capitale % 0,041022

Proprio 0  
Delega 0  
Tot. Voti 250.286

## Pagina 2

1 De... delega alla persona (data sopra indicata con il numero della scheda magnetica  
1 +10 delega alla persona (data sopra indicata con il numero della scheda magnetica (votazione effettuata alla postazione aut. SH-1)  
10... rappresentante... alla persona fisica sopra indicata con il numero della scheda magnetica

1 Teste:  
0 Azionisti in delega:

Azionisti:  
Azionisti in proprio:

Assemblea Ordinaria del 28 aprile 2022

LISTA ESITO DELLE VOTAZIONI

Oggetto: I. Approvazione del bilancio dell'esercizio 2021 di FinecoBank S.p.A. e presentazione del bilancio consolidato  
NON VOTANTI

Cognome

Totale voti  
Percentuale votanti %  
Percentuale Capitale %

0  
0,000000  
0,000000

Proprio

Delega



Azionisti:  
Azionisti in proprio:

0 Teste:  
0 Azionisti in delega:

0 DE\* delega alla persona fisica sopra indicata con il numero della scheda magnetica  
0 \*\*D delega alla persona fisica sopra indicata con il numero della scheda magnetica (votazione effettuata alla posizione assiale)  
0 RI\* rappresentanza legale della persona fisica sopra indicata con il numero della scheda magnetica

LISTA ESITO DELLE VOTAZIONI

Oggetto: 1. Approvazione del bilancio dell'esercizio 2021 di FinecoBank S.p.A. e presentazione del bilancio consolidato  
FAVOREVOLI

Cognome	Tot. Voti	Proprio	Delega
1. COMPRESARE SPA RACER, DESIGNATO IN QUALITÀ DI SUBDELEGATO 135-NOVIER (SU PREVISIONI IN PERSONA DI EUGENIO ALABRO)	0	0	0
**J UNIVERSA INVESTMENT GMBH	67.567	0	87.867
**J RALPHLEISA FUND ON LOCUS INTEREST	9.000	0	9.000
**J STOCK SMALL CAPS ONE	860.000	0	860.000
**J BELTUS EQUITIES NV	670.738	0	670.738
**J BELTUS PENSION FUND HIGH POTENTIAL	636.084	0	636.084
**J BELTUS PENSION FUND LOW POTENTIAL	67.823	0	67.823
**J BELTUS PENSION FUND BALANCED FUND	700.987	0	700.987
**J UNIVERSAL INVEST SICAV	542.828	0	542.828
**J DRIFIN PRIVATE BANK NV	243.031	0	243.031
**J DRA I	15.100	0	15.100
**J CONNELLION PATRIMOINE	10.900	0	10.900
**J IT	9.725	0	9.725
**J DRA II	2.799.200	0	2.799.200
**J DRA III ROT	30.000	0	30.000
**J DRA BEP ALCO BEN VAR	156.084	0	156.084
**J UNIVERSAL VITAMINIL CAPS	291.500	0	291.500
**J DRA IV INTERNATIONAL EUROPEAN FX SWISS EQUITIES TRACKER EX SL	21.008	0	21.008
**J DRA V - GROSS INDEX	22.552	0	22.552
**J SEN ASI EUROPE EX-GU-A-MOCHI	41.337	0	41.337
**J MENON FUND - EUROPEAN MARKET BASKET FUND	105.224	0	105.224
**J DRA VI OF INSTITUTIONAL-WORLD EX SWISS EQUITIES TRACKER US 7E EX SL	7.841	0	7.841
**J DRA VII EUROPEAN INDEX	29.484	0	29.484
**J DRA VIII EUROPEAN PENSION PLAN	5.645	0	5.645
**J DRA IX ACTIONS EUROPE (FX-CF) P-LESS	41.533	0	41.533
**J DRA X OF INSTITUTIONAL - WORLD EX SWISS EQUITIES TRACKER	7.140	0	7.140
**J DRA XI OF INSTITUTIONAL - WORLD EX SWISS EQUITIES TRACKER	46.590	0	46.590
**J DRA XII OF INSTITUTIONAL - EUROPEAN EX SWISS EQUITIES TRACKER	18.421	0	18.421
**J DRA XIII OF INSTITUTIONAL - WORLD EX SWISS EQUITIES TRACKER US 7E	2.375	0	2.375
**J DRA XIV OF INSTITUTIONAL - WORLD EX SWISS EQUITIES TRACKER US 7E	7.367	0	7.367
**J DRA XV OF INSTITUTIONAL - WORLD EX SWISS EQUITIES TRACKER US 7E	62.052	0	62.052
**J DRA XVI OF INSTITUTIONAL - WORLD EX SWISS EQUITIES TRACKER US 7E	2.765.594	0	2.765.594
**J DRA XVII OF INSTITUTIONAL - WORLD EX SWISS EQUITIES TRACKER US 7E	61.683	0	61.683
**J DRA XVIII OF INSTITUTIONAL - WORLD EX SWISS EQUITIES TRACKER US 7E	102.116	0	102.116
**J DRA XIX OF INSTITUTIONAL - WORLD EX SWISS EQUITIES TRACKER US 7E	9.057	0	9.057
**J DRA XX OF INSTITUTIONAL - WORLD EX SWISS EQUITIES TRACKER US 7E	3.251	0	3.251
**J DRA XXI OF INSTITUTIONAL - WORLD EX SWISS EQUITIES TRACKER US 7E	4.671	0	4.671
**J DRA XXII OF INSTITUTIONAL - WORLD EX SWISS EQUITIES TRACKER US 7E	325	0	325
**J DRA XXIII OF INSTITUTIONAL - WORLD EX SWISS EQUITIES TRACKER US 7E	246.589	0	246.589
**J DRA XXIV OF INSTITUTIONAL - WORLD EX SWISS EQUITIES TRACKER US 7E	3.467	0	3.467
**J DRA XXV OF INSTITUTIONAL - WORLD EX SWISS EQUITIES TRACKER US 7E	25.268	0	25.268
**J DRA XXVI OF INSTITUTIONAL - WORLD EX SWISS EQUITIES TRACKER US 7E	7.920	0	7.920
**J DRA XXVII OF INSTITUTIONAL - WORLD EX SWISS EQUITIES TRACKER US 7E	14.125	0	14.125
**J DRA XXVIII OF INSTITUTIONAL - WORLD EX SWISS EQUITIES TRACKER US 7E	123.488	0	123.488
**J DRA XXIX OF INSTITUTIONAL - WORLD EX SWISS EQUITIES TRACKER US 7E	1.123.157	0	1.123.157
**J DRA XXX OF INSTITUTIONAL - WORLD EX SWISS EQUITIES TRACKER US 7E	16.228	0	16.228
**J DRA XXXI OF INSTITUTIONAL - WORLD EX SWISS EQUITIES TRACKER US 7E	35.339	0	35.339
**J DRA XXXII OF INSTITUTIONAL - WORLD EX SWISS EQUITIES TRACKER US 7E	419.426	0	419.426
**J DRA XXXIII OF INSTITUTIONAL - WORLD EX SWISS EQUITIES TRACKER US 7E	71.072	0	71.072
**J DRA XXXIV OF INSTITUTIONAL - WORLD EX SWISS EQUITIES TRACKER US 7E	609.885	0	609.885
**J DRA XXXV OF INSTITUTIONAL - WORLD EX SWISS EQUITIES TRACKER US 7E	126.673	0	126.673
**J DRA XXXVI OF INSTITUTIONAL - WORLD EX SWISS EQUITIES TRACKER US 7E	110.035	0	110.035

Pagina 4

Azionisti: 1.807 1.807 0 Azionisti in delega: 1.807 1.807 0  
 Azionisti in proprio: 1.807 1.807 0  
 DE\* azionista della persona fisica sopra indicata con il numero della scheda magnetica  
 DE\* delega della persona fisica sopra indicata con il numero della scheda magnetica (selezionare e firmare la scheda magnetica)  
 DE\* rappresentanza legale della persona fisica sopra indicata con il numero della scheda magnetica

## LISTA ESITO DELLE VOTAZIONI

Oggetto: 1. Approvazione del bilancio dell'esercizio 2021 di FincoBank S.p.A. e presentazione del bilancio consolidato

FAVOREVOLI

Cognome	Proprio	Delega
**D BLACKROCK FACTORIAL OPPORTUNITIES FUND OF BLACKROCK FUNDS	0	11.059
**D THE PERSONAL PENSION PLAN TRUST	0	2.161
**D UT INTERNATIONAL SHARES INDEX FUND	0	47.786
**D BLACKROCK COM MSCI EAFE EQUITY INDEX FUND	0	261.941
**D FINTECH INVESTING FUNDS - L. DUBBY INDEX EUROPE EX UK FUND	0	43.667
**D BLACKROCK INSTITUTIONAL TRUST COMPANY, N.A. INVESTMENT FUND FOR EMPLOYEE BENEFIT TRUSTS	0	4.121.229
**D BLACKROCK INSTITUTIONAL TRUST COMPANY, N.A. INVESTMENT FUND FOR EMPLOYEE BENEFIT TRUSTS	0	113.777
**D BLACKROCK INSTITUTIONAL TRUST COMPANY, N.A. INVESTMENT FUND FOR EMPLOYEE BENEFIT TRUSTS	0	61.936
**D BLACKROCK INSTITUTIONAL TRUST COMPANY, N.A. INVESTMENT FUND FOR EMPLOYEE BENEFIT TRUSTS	0	127.969
**D BLACKROCK INSTITUTIONAL TRUST COMPANY, N.A. INVESTMENT FUND FOR EMPLOYEE BENEFIT TRUSTS	0	2.346.977
**D BLACKROCK INSTITUTIONAL TRUST COMPANY, N.A. INVESTMENT FUND FOR EMPLOYEE BENEFIT TRUSTS	0	11.359
**D BLACKROCK INSTITUTIONAL TRUST COMPANY, N.A. INVESTMENT FUND FOR EMPLOYEE BENEFIT TRUSTS	0	46.283
**D BLACKROCK INSTITUTIONAL TRUST COMPANY, N.A. INVESTMENT FUND FOR EMPLOYEE BENEFIT TRUSTS	0	42.702
**D BLACKROCK INSTITUTIONAL TRUST COMPANY, N.A. INVESTMENT FUND FOR EMPLOYEE BENEFIT TRUSTS	0	23.581
**D BLACKROCK INSTITUTIONAL TRUST COMPANY, N.A. INVESTMENT FUND FOR EMPLOYEE BENEFIT TRUSTS	0	11.490
**D BLACKROCK INSTITUTIONAL TRUST COMPANY, N.A. INVESTMENT FUND FOR EMPLOYEE BENEFIT TRUSTS	0	600.610
**D BLACKROCK INSTITUTIONAL TRUST COMPANY, N.A. INVESTMENT FUND FOR EMPLOYEE BENEFIT TRUSTS	0	273.256
**D BLACKROCK INSTITUTIONAL TRUST COMPANY, N.A. INVESTMENT FUND FOR EMPLOYEE BENEFIT TRUSTS	0	2.692
**D BLACKROCK INSTITUTIONAL TRUST COMPANY, N.A. INVESTMENT FUND FOR EMPLOYEE BENEFIT TRUSTS	0	455.000
**D BLACKROCK INSTITUTIONAL TRUST COMPANY, N.A. INVESTMENT FUND FOR EMPLOYEE BENEFIT TRUSTS	0	11.148
**D BLACKROCK INSTITUTIONAL TRUST COMPANY, N.A. INVESTMENT FUND FOR EMPLOYEE BENEFIT TRUSTS	0	28.464
**D BLACKROCK INSTITUTIONAL TRUST COMPANY, N.A. INVESTMENT FUND FOR EMPLOYEE BENEFIT TRUSTS	0	11.148
**D BLACKROCK INSTITUTIONAL TRUST COMPANY, N.A. INVESTMENT FUND FOR EMPLOYEE BENEFIT TRUSTS	0	13.076
**D BLACKROCK INSTITUTIONAL TRUST COMPANY, N.A. INVESTMENT FUND FOR EMPLOYEE BENEFIT TRUSTS	0	3.701
**D BLACKROCK INSTITUTIONAL TRUST COMPANY, N.A. INVESTMENT FUND FOR EMPLOYEE BENEFIT TRUSTS	0	1.382.348
**D BLACKROCK INSTITUTIONAL TRUST COMPANY, N.A. INVESTMENT FUND FOR EMPLOYEE BENEFIT TRUSTS	0	32.053
**D BLACKROCK INSTITUTIONAL TRUST COMPANY, N.A. INVESTMENT FUND FOR EMPLOYEE BENEFIT TRUSTS	0	34.660
**D BLACKROCK INSTITUTIONAL TRUST COMPANY, N.A. INVESTMENT FUND FOR EMPLOYEE BENEFIT TRUSTS	0	10.876
**D BLACKROCK INSTITUTIONAL TRUST COMPANY, N.A. INVESTMENT FUND FOR EMPLOYEE BENEFIT TRUSTS	0	22.636
**D BLACKROCK INSTITUTIONAL TRUST COMPANY, N.A. INVESTMENT FUND FOR EMPLOYEE BENEFIT TRUSTS	0	316.100
**D BLACKROCK INSTITUTIONAL TRUST COMPANY, N.A. INVESTMENT FUND FOR EMPLOYEE BENEFIT TRUSTS	0	527.700
**D BLACKROCK INSTITUTIONAL TRUST COMPANY, N.A. INVESTMENT FUND FOR EMPLOYEE BENEFIT TRUSTS	0	46.127
**D BLACKROCK INSTITUTIONAL TRUST COMPANY, N.A. INVESTMENT FUND FOR EMPLOYEE BENEFIT TRUSTS	0	23.687
**D BLACKROCK INSTITUTIONAL TRUST COMPANY, N.A. INVESTMENT FUND FOR EMPLOYEE BENEFIT TRUSTS	0	14.608
**D BLACKROCK INSTITUTIONAL TRUST COMPANY, N.A. INVESTMENT FUND FOR EMPLOYEE BENEFIT TRUSTS	0	2.353
**D BLACKROCK INSTITUTIONAL TRUST COMPANY, N.A. INVESTMENT FUND FOR EMPLOYEE BENEFIT TRUSTS	0	4.731
**D BLACKROCK INSTITUTIONAL TRUST COMPANY, N.A. INVESTMENT FUND FOR EMPLOYEE BENEFIT TRUSTS	0	20.843
**D BLACKROCK INSTITUTIONAL TRUST COMPANY, N.A. INVESTMENT FUND FOR EMPLOYEE BENEFIT TRUSTS	0	27.234
**D BLACKROCK INSTITUTIONAL TRUST COMPANY, N.A. INVESTMENT FUND FOR EMPLOYEE BENEFIT TRUSTS	0	6.436
**D BLACKROCK INSTITUTIONAL TRUST COMPANY, N.A. INVESTMENT FUND FOR EMPLOYEE BENEFIT TRUSTS	0	163.215
**D BLACKROCK INSTITUTIONAL TRUST COMPANY, N.A. INVESTMENT FUND FOR EMPLOYEE BENEFIT TRUSTS	0	403.798
**D BLACKROCK INSTITUTIONAL TRUST COMPANY, N.A. INVESTMENT FUND FOR EMPLOYEE BENEFIT TRUSTS	0	1.210
**D BLACKROCK INSTITUTIONAL TRUST COMPANY, N.A. INVESTMENT FUND FOR EMPLOYEE BENEFIT TRUSTS	0	59.609
**D BLACKROCK INSTITUTIONAL TRUST COMPANY, N.A. INVESTMENT FUND FOR EMPLOYEE BENEFIT TRUSTS	0	2.427
**D BLACKROCK INSTITUTIONAL TRUST COMPANY, N.A. INVESTMENT FUND FOR EMPLOYEE BENEFIT TRUSTS	0	194.868
**D BLACKROCK INSTITUTIONAL TRUST COMPANY, N.A. INVESTMENT FUND FOR EMPLOYEE BENEFIT TRUSTS	0	2.658
**D BLACKROCK INSTITUTIONAL TRUST COMPANY, N.A. INVESTMENT FUND FOR EMPLOYEE BENEFIT TRUSTS	0	117.658
**D BLACKROCK INSTITUTIONAL TRUST COMPANY, N.A. INVESTMENT FUND FOR EMPLOYEE BENEFIT TRUSTS	0	508
**D BLACKROCK INSTITUTIONAL TRUST COMPANY, N.A. INVESTMENT FUND FOR EMPLOYEE BENEFIT TRUSTS	0	206.829
**D BLACKROCK INSTITUTIONAL TRUST COMPANY, N.A. INVESTMENT FUND FOR EMPLOYEE BENEFIT TRUSTS	0	27.683
**D BLACKROCK INSTITUTIONAL TRUST COMPANY, N.A. INVESTMENT FUND FOR EMPLOYEE BENEFIT TRUSTS	0	23.907
**D BLACKROCK INSTITUTIONAL TRUST COMPANY, N.A. INVESTMENT FUND FOR EMPLOYEE BENEFIT TRUSTS	0	15.230

## Pagina 5

I DUT delega alla persona fisica sopra indicata con il numero della scheda magnetica

\*\*D delega alla persona fisica sopra indicata con il numero della scheda magnetica (votazione effettuata alla poltrona assistita)

RU\* rappresenta la quota della persona fisica sopra indicata con il numero della scheda magnetica

Azioneisti: 1.807 Teste: 1.807

Azioneisti in proprio: 0 Azionisti in delega: 1.807

## LISTA ESITO DELLE VOTAZIONI.

Oggetto: 1. Approvazione del bilancio dell'esercizio 2021 di FincoBank S.p.A. e presentazione del bilancio consolidato

## FAVOREVOLI

	Concorso	Tit. Voti	Proprio	Delega
**0 THE MASTER TRUST BANK OF JAPAN, LTD. AS TRUSTEE FOR ORGANIZATION FOR WORKERS' RETIREMENT ALLOWANCE FUND AT7 (00021099		12.740	0	12.740
**1 I. 200% PRICED FUNDS BLOW		258.579	0	258.579
**2 SAS TRUSTEE CORPORATION PREFERRED FUND		58.763	0	58.763
**3 EL-FORDS 392		368.800	0	368.800
**4 JAPAN DE CARBON FUND-LABOR UNION FUND		153.257	0	153.257
**5 VANGUARD EQUITY CREDIT COMPANY INSTITUTIONAL TOTAL INTERNATIONAL STOCK MARKET INDEX TRUST		382.228	0	382.228
**6 VANGUARD EQUITY CREDIT COMPANY INSTITUTIONAL TOTAL INTERNATIONAL STOCK MARKET INDEX TRUST		9.330	0	9.330
**7 VANGUARD EQUITY CREDIT COMPANY INSTITUTIONAL TOTAL INTERNATIONAL STOCK MARKET INDEX TRUST		2.250	0	2.250
**8 VANGUARD EQUITY CREDIT COMPANY INSTITUTIONAL TOTAL INTERNATIONAL STOCK MARKET INDEX TRUST		169.651	0	169.651
**9 VANGUARD EQUITY CREDIT COMPANY INSTITUTIONAL TOTAL INTERNATIONAL STOCK MARKET INDEX TRUST		32.219	0	32.219
**0 VANGUARD EQUITY CREDIT COMPANY INSTITUTIONAL TOTAL INTERNATIONAL STOCK MARKET INDEX TRUST		483.123	0	483.123
**1 THE MASTER TRUST BANK OF JAPAN, LTD. AS TRUSTEE FOR ORGANIZATION FOR WORKERS' RETIREMENT ALLOWANCE FUND AT7		24.435	0	24.435
**2 THE MASTER TRUST BANK OF JAPAN, LTD. AS TRUSTEE FOR ORGANIZATION FOR WORKERS' RETIREMENT ALLOWANCE FUND AT7		983.257	0	983.257
**3 THE MASTER TRUST BANK OF JAPAN, LTD. AS TRUSTEE FOR ORGANIZATION FOR WORKERS' RETIREMENT ALLOWANCE FUND AT7		2.657	0	2.657
**4 THE MASTER TRUST BANK OF JAPAN, LTD. AS TRUSTEE FOR ORGANIZATION FOR WORKERS' RETIREMENT ALLOWANCE FUND AT7		600	0	600
**5 THE MASTER TRUST BANK OF JAPAN, LTD. AS TRUSTEE FOR ORGANIZATION FOR WORKERS' RETIREMENT ALLOWANCE FUND AT7		43.872	0	43.872
**6 THE MASTER TRUST BANK OF JAPAN, LTD. AS TRUSTEE FOR ORGANIZATION FOR WORKERS' RETIREMENT ALLOWANCE FUND AT7		2.254	0	2.254
**7 THE MASTER TRUST BANK OF JAPAN, LTD. AS TRUSTEE FOR ORGANIZATION FOR WORKERS' RETIREMENT ALLOWANCE FUND AT7		28.630	0	28.630
**8 THE MASTER TRUST BANK OF JAPAN, LTD. AS TRUSTEE FOR ORGANIZATION FOR WORKERS' RETIREMENT ALLOWANCE FUND AT7		10.219	0	10.219
**9 THE MASTER TRUST BANK OF JAPAN, LTD. AS TRUSTEE FOR ORGANIZATION FOR WORKERS' RETIREMENT ALLOWANCE FUND AT7		28.863	0	28.863
**0 THE MASTER TRUST BANK OF JAPAN, LTD. AS TRUSTEE FOR ORGANIZATION FOR WORKERS' RETIREMENT ALLOWANCE FUND AT7		45.515	0	45.515
**1 THE MASTER TRUST BANK OF JAPAN, LTD. AS TRUSTEE FOR ORGANIZATION FOR WORKERS' RETIREMENT ALLOWANCE FUND AT7		9.517	0	9.517
**2 THE MASTER TRUST BANK OF JAPAN, LTD. AS TRUSTEE FOR ORGANIZATION FOR WORKERS' RETIREMENT ALLOWANCE FUND AT7		325.482	0	325.482
**3 THE MASTER TRUST BANK OF JAPAN, LTD. AS TRUSTEE FOR ORGANIZATION FOR WORKERS' RETIREMENT ALLOWANCE FUND AT7		2.855	0	2.855
**4 THE MASTER TRUST BANK OF JAPAN, LTD. AS TRUSTEE FOR ORGANIZATION FOR WORKERS' RETIREMENT ALLOWANCE FUND AT7		172.433	0	172.433
**5 THE MASTER TRUST BANK OF JAPAN, LTD. AS TRUSTEE FOR ORGANIZATION FOR WORKERS' RETIREMENT ALLOWANCE FUND AT7		2.950	0	2.950
**6 THE MASTER TRUST BANK OF JAPAN, LTD. AS TRUSTEE FOR ORGANIZATION FOR WORKERS' RETIREMENT ALLOWANCE FUND AT7		366.839	0	366.839
**7 THE MASTER TRUST BANK OF JAPAN, LTD. AS TRUSTEE FOR ORGANIZATION FOR WORKERS' RETIREMENT ALLOWANCE FUND AT7		5.034	0	5.034
**8 THE MASTER TRUST BANK OF JAPAN, LTD. AS TRUSTEE FOR ORGANIZATION FOR WORKERS' RETIREMENT ALLOWANCE FUND AT7		46.764	0	46.764
**9 THE MASTER TRUST BANK OF JAPAN, LTD. AS TRUSTEE FOR ORGANIZATION FOR WORKERS' RETIREMENT ALLOWANCE FUND AT7		350.374	0	350.374
**0 THE MASTER TRUST BANK OF JAPAN, LTD. AS TRUSTEE FOR ORGANIZATION FOR WORKERS' RETIREMENT ALLOWANCE FUND AT7		481.845	0	481.845
**1 THE MASTER TRUST BANK OF JAPAN, LTD. AS TRUSTEE FOR ORGANIZATION FOR WORKERS' RETIREMENT ALLOWANCE FUND AT7		49.668	0	49.668
**2 THE MASTER TRUST BANK OF JAPAN, LTD. AS TRUSTEE FOR ORGANIZATION FOR WORKERS' RETIREMENT ALLOWANCE FUND AT7		3.236	0	3.236
**3 THE MASTER TRUST BANK OF JAPAN, LTD. AS TRUSTEE FOR ORGANIZATION FOR WORKERS' RETIREMENT ALLOWANCE FUND AT7		226.893	0	226.893
**4 THE MASTER TRUST BANK OF JAPAN, LTD. AS TRUSTEE FOR ORGANIZATION FOR WORKERS' RETIREMENT ALLOWANCE FUND AT7		24.805	0	24.805
**5 THE MASTER TRUST BANK OF JAPAN, LTD. AS TRUSTEE FOR ORGANIZATION FOR WORKERS' RETIREMENT ALLOWANCE FUND AT7		9.637	0	9.637
**6 THE MASTER TRUST BANK OF JAPAN, LTD. AS TRUSTEE FOR ORGANIZATION FOR WORKERS' RETIREMENT ALLOWANCE FUND AT7		38.873	0	38.873
**7 THE MASTER TRUST BANK OF JAPAN, LTD. AS TRUSTEE FOR ORGANIZATION FOR WORKERS' RETIREMENT ALLOWANCE FUND AT7		76.432	0	76.432
**8 THE MASTER TRUST BANK OF JAPAN, LTD. AS TRUSTEE FOR ORGANIZATION FOR WORKERS' RETIREMENT ALLOWANCE FUND AT7		88.730	0	88.730
**9 THE MASTER TRUST BANK OF JAPAN, LTD. AS TRUSTEE FOR ORGANIZATION FOR WORKERS' RETIREMENT ALLOWANCE FUND AT7		70.210	0	70.210
**0 THE MASTER TRUST BANK OF JAPAN, LTD. AS TRUSTEE FOR ORGANIZATION FOR WORKERS' RETIREMENT ALLOWANCE FUND AT7		22.599	0	22.599
**1 THE MASTER TRUST BANK OF JAPAN, LTD. AS TRUSTEE FOR ORGANIZATION FOR WORKERS' RETIREMENT ALLOWANCE FUND AT7		683.156	0	683.156
**2 THE MASTER TRUST BANK OF JAPAN, LTD. AS TRUSTEE FOR ORGANIZATION FOR WORKERS' RETIREMENT ALLOWANCE FUND AT7		102.288	0	102.288
**3 THE MASTER TRUST BANK OF JAPAN, LTD. AS TRUSTEE FOR ORGANIZATION FOR WORKERS' RETIREMENT ALLOWANCE FUND AT7		14.854	0	14.854
**4 THE MASTER TRUST BANK OF JAPAN, LTD. AS TRUSTEE FOR ORGANIZATION FOR WORKERS' RETIREMENT ALLOWANCE FUND AT7		37.236	0	37.236
**5 THE MASTER TRUST BANK OF JAPAN, LTD. AS TRUSTEE FOR ORGANIZATION FOR WORKERS' RETIREMENT ALLOWANCE FUND AT7		3.235	0	3.235
**6 THE MASTER TRUST BANK OF JAPAN, LTD. AS TRUSTEE FOR ORGANIZATION FOR WORKERS' RETIREMENT ALLOWANCE FUND AT7		25.113	0	25.113
**7 THE MASTER TRUST BANK OF JAPAN, LTD. AS TRUSTEE FOR ORGANIZATION FOR WORKERS' RETIREMENT ALLOWANCE FUND AT7		7.009	0	7.009
**8 THE MASTER TRUST BANK OF JAPAN, LTD. AS TRUSTEE FOR ORGANIZATION FOR WORKERS' RETIREMENT ALLOWANCE FUND AT7		325.483	0	325.483
**9 THE MASTER TRUST BANK OF JAPAN, LTD. AS TRUSTEE FOR ORGANIZATION FOR WORKERS' RETIREMENT ALLOWANCE FUND AT7		23.594	0	23.594
**0 THE MASTER TRUST BANK OF JAPAN, LTD. AS TRUSTEE FOR ORGANIZATION FOR WORKERS' RETIREMENT ALLOWANCE FUND AT7		91.127	0	91.127
**1 THE MASTER TRUST BANK OF JAPAN, LTD. AS TRUSTEE FOR ORGANIZATION FOR WORKERS' RETIREMENT ALLOWANCE FUND AT7		132.133	0	132.133

Pagina 6

1 007 Delega alla persona fisica sopra indicata con il numero della scheda nominale

1.807 007 Delega alla persona fisica sopra indicata con il numero della scheda nominale (votazione effettuata alle postazioni assistite)

1.807 007 Delega alla persona fisica sopra indicata con il numero della scheda nominale (votazione effettuata alle postazioni assistite)

1.807 Teste:

0 Azionisti in delega:

Azionisti:

Azionisti in proprio:

## LISTA ESITO DELLE VOTAZIONI

Oggetto: 1. Approvazione del bilancio dell'esercizio 2021 di FincoBank S.p.A. e presentazione del bilancio consolidato

FAVOREVOLI

Cognome	Proprio	Delega
**D FLORENCE DEVELOPED MARKETS EQUITIES (COVERED) FUND	0	89.087
**D FLORENCE DEVELOPED MARKETS EQUITIES (COVERED) FUND	0	3.716.075
**D FLORENCE DEVELOPED MARKETS EQUITIES (COVERED) FUND	0	30.888
**D FLORENCE DEVELOPED MARKETS EQUITIES (COVERED) FUND	0	819
**D FLORENCE DEVELOPED MARKETS EQUITIES (COVERED) FUND	0	71.529
**D FLORENCE DEVELOPED MARKETS EQUITIES (COVERED) FUND	0	3.452
**D FLORENCE DEVELOPED MARKETS EQUITIES (COVERED) FUND	0	883.399
**D FLORENCE DEVELOPED MARKETS EQUITIES (COVERED) FUND	0	11.836
**D FLORENCE DEVELOPED MARKETS EQUITIES (COVERED) FUND	0	15.004
**D FLORENCE DEVELOPED MARKETS EQUITIES (COVERED) FUND	0	286.240
**D FLORENCE DEVELOPED MARKETS EQUITIES (COVERED) FUND	0	880.389
**D FLORENCE DEVELOPED MARKETS EQUITIES (COVERED) FUND	0	105.000
**D FLORENCE DEVELOPED MARKETS EQUITIES (COVERED) FUND	0	73.282
**D FLORENCE DEVELOPED MARKETS EQUITIES (COVERED) FUND	0	19.588
**D FLORENCE DEVELOPED MARKETS EQUITIES (COVERED) FUND	0	3.645
**D FLORENCE DEVELOPED MARKETS EQUITIES (COVERED) FUND	0	23.534
**D FLORENCE DEVELOPED MARKETS EQUITIES (COVERED) FUND	0	104.761
**D FLORENCE DEVELOPED MARKETS EQUITIES (COVERED) FUND	0	55.750
**D FLORENCE DEVELOPED MARKETS EQUITIES (COVERED) FUND	0	23.500
**D FLORENCE DEVELOPED MARKETS EQUITIES (COVERED) FUND	0	2.466
**D FLORENCE DEVELOPED MARKETS EQUITIES (COVERED) FUND	0	63.243
**D FLORENCE DEVELOPED MARKETS EQUITIES (COVERED) FUND	0	6.316
**D FLORENCE DEVELOPED MARKETS EQUITIES (COVERED) FUND	0	6.776
**D FLORENCE DEVELOPED MARKETS EQUITIES (COVERED) FUND	0	91.108
**D FLORENCE DEVELOPED MARKETS EQUITIES (COVERED) FUND	0	22.102
**D FLORENCE DEVELOPED MARKETS EQUITIES (COVERED) FUND	0	7.501
**D FLORENCE DEVELOPED MARKETS EQUITIES (COVERED) FUND	0	25.374
**D FLORENCE DEVELOPED MARKETS EQUITIES (COVERED) FUND	0	6.446
**D FLORENCE DEVELOPED MARKETS EQUITIES (COVERED) FUND	0	129.947
**D FLORENCE DEVELOPED MARKETS EQUITIES (COVERED) FUND	0	92.530
**D FLORENCE DEVELOPED MARKETS EQUITIES (COVERED) FUND	0	7.856.876
**D FLORENCE DEVELOPED MARKETS EQUITIES (COVERED) FUND	0	2.485
**D FLORENCE DEVELOPED MARKETS EQUITIES (COVERED) FUND	0	3.190.220
**D FLORENCE DEVELOPED MARKETS EQUITIES (COVERED) FUND	0	435
**D FLORENCE DEVELOPED MARKETS EQUITIES (COVERED) FUND	0	47.886
**D FLORENCE DEVELOPED MARKETS EQUITIES (COVERED) FUND	0	850.803
**D FLORENCE DEVELOPED MARKETS EQUITIES (COVERED) FUND	0	25.046
**D FLORENCE DEVELOPED MARKETS EQUITIES (COVERED) FUND	0	3.896
**D FLORENCE DEVELOPED MARKETS EQUITIES (COVERED) FUND	0	2.267
**D FLORENCE DEVELOPED MARKETS EQUITIES (COVERED) FUND	0	3.529
**D FLORENCE DEVELOPED MARKETS EQUITIES (COVERED) FUND	0	1.107
**D FLORENCE DEVELOPED MARKETS EQUITIES (COVERED) FUND	0	152.273
**D FLORENCE DEVELOPED MARKETS EQUITIES (COVERED) FUND	0	25.590
**D FLORENCE DEVELOPED MARKETS EQUITIES (COVERED) FUND	0	2.188
**D FLORENCE DEVELOPED MARKETS EQUITIES (COVERED) FUND	0	181.939
**D FLORENCE DEVELOPED MARKETS EQUITIES (COVERED) FUND	0	76.000
**D FLORENCE DEVELOPED MARKETS EQUITIES (COVERED) FUND	0	238.293
**D FLORENCE DEVELOPED MARKETS EQUITIES (COVERED) FUND	0	174
**D FLORENCE DEVELOPED MARKETS EQUITIES (COVERED) FUND	0	11.436
**D FLORENCE DEVELOPED MARKETS EQUITIES (COVERED) FUND	0	5.176
**D FLORENCE DEVELOPED MARKETS EQUITIES (COVERED) FUND	0	1.047
**D FLORENCE DEVELOPED MARKETS EQUITIES (COVERED) FUND	0	531.161

Pagina 7

Il presente documento è valido e ha valore legale.

Il presente documento è valido e ha valore legale.

Il presente documento è valido e ha valore legale.

Azione: 1.807 Teste: 1.807

Azione: 0 Azionisti in delega: 1.807

Azione: 0 Azionisti in delega: 1.807

Azione: 0 Azionisti in delega: 1.807

## LISTA ESITO DELLE VOTAZIONI

Oggetto: 1. Approvazione del bilancio dell'esercizio 2021 di FincoBank S.p.A. e presentazione del bilancio consolidato

## FAVOREVOLI

Controvoce	Tot. Voti	Proprio	Delega
**D VANGUARD INVESTMENTS II LCC - VANGUARD FUND DEVELOPED WORLD II CCF	16.582	0	16.582
**D SCHRODER INTERNATIONAL EQUITY TRUST	14.180	0	14.180
**D VANGUARD INVESTMENT SERIES PUBLIC LIMITED COMPANY	899.261	0	899.261
**D VANGUARD INVESTMENTS COMMON CONTRACTUAL FD-VANGUARD FUND	83.480	0	83.480
**D FIDELITY UCITS II LCW/PLC-LITY SEC. WORLD INDEX FUND	2.187	0	2.187
**D CREDITON BANK OF JAPAN, LTD. RE: NO. 100000 16420-10086	78.000	0	78.000
**D VANGUARD INVESTMENTS COMMON CONTRACTUAL FD-VANG FUND DEVELOPED WORLD COMB CMT FUND	14.648	0	14.648
**D FIDELITY FINES - SUSTAINABLE RESEARCH ENHANCED FUTURE FUND	23	0	23
**D AXA VANGUARD FUND - AXA VANGUARD FUND	1.848	0	1.848
**D AXA VANGUARD FUND - AXA VANGUARD FUND	8.660	0	8.660
**D EUROPEAN FUND - EUROPEAN FUND	7.235	0	7.235
**D SEC MASTER PENSION FUND	325.881	0	325.881
**D THE MASTER TRUST BANK OF JAPAN, LTD. RE: NISSAN FOREIGN EQUITY PASSIVE MOTHER FUND (ONLY FOR PENNSYLVANIA)	11.931	0	11.931
**D FIDELITY SALEM STREET TRUST: FIDELITY SALEM INTERNATIONAL MOMENTUM INDEX FUND	185.932	0	185.932
**D FIDELITY SALEM STREET TRUST: FIDELITY SALEM U.S. MRPX FUND	213.693	0	213.693
**D AXA EUROPEAN FUND - AXA EUROPEAN FUND	38.069	0	38.069
**D CREDITON BANK OF JAPAN, LTD. RE: NO. 100000 16420-10086	89.500	0	89.500
**D CREDITON BANK OF JAPAN, LTD. RE: NO. 100000 16420-10086	10.727	0	10.727
**D CREDITON BANK OF JAPAN, LTD. RE: NO. 100000 16420-10086	15.000	0	15.000
**D THE MASTER TRUST BANK OF JAPAN, LTD. RE: NISSAN FOREIGN EQUITY INDEX MOTHER FUND	48.636	0	48.636
**D FIDELITY UCITS II LCW/PLC-LITY SEC. WORLD INDEX FUND	1.879	0	1.879
**D FIRST TRUST INTERNATIONAL DEVELOPED CAPITAL STRENGTH FUND	39.668	0	39.668
**D THE MASTER TRUST BANK OF JAPAN, LTD. RE: NISSAN FOREIGN EQUITY INDEX MOTHER FUND	30.843	0	30.843
**D RAYMOND INTERNATIONAL SMALL CAP EQUITY COLLECTIVE TRUST FUND	170.360	0	170.360
**D FIDELITY SALEM STREET TRUST: FIDELITY SALEM INTERNATIONAL QUALITY INDEX FUND	96.646	0	96.646
**D CREDITON BANK OF JAPAN, LTD. RE: NO. 100000 16420-10086	3.382	0	3.382
**D FIDELITY SALEM STREET TRUST: FIDELITY SALEM INTERNATIONAL MOMENTUM INDEX FUND	198.377	0	198.377
**D SCHWAB INTERNATIONAL INDEX FUND	335.794	0	335.794
**D DEVELOPED INTERNATIONAL EQUITY SELECT FUND	1.445	0	1.445
**D VANGUARD INVESTMENTS II CCF/VANGUARD FUND DEVELOPED EUROPE II CCF	32.418	0	32.418
**D CREDITON BANK OF JAPAN, LTD. RE: NISSAN FOREIGN EQUITY INDEX MOTHER FUND	21.534	0	21.534
**D SCHRODER INTERNATIONAL ALPHA TRUST	577.246	0	577.246
**D AXA EUROPEAN FUND - AXA EUROPEAN FUND	1.886	0	1.886
**D THE MASTER TRUST BANK OF JAPAN, LTD. RE: NISSAN FOREIGN EQUITY INDEX MOTHER FUND	8.439	0	8.439
**D VANGUARD INVESTMENTS II CCF/VANGUARD FUND DEVELOPED EUROPE II CCF	13.386	0	13.386
**D SCHWAB INTERNATIONAL SMALL CAP EQUITY COLLECTIVE TRUST FUND	95.286	0	95.286
**D THE MASTER TRUST BANK OF JAPAN, LTD. RE: NISSAN FOREIGN EQUITY INDEX MOTHER FUND	38.227	0	38.227
**D THE MASTER TRUST BANK OF JAPAN, LTD. RE: NISSAN FOREIGN EQUITY INDEX MOTHER FUND	16.853	0	16.853
**D AXA EUROPEAN FUND - AXA EUROPEAN FUND	1.350	0	1.350
**D CREDITON BANK OF JAPAN, LTD. RE: NO. 100000 16420-10086	470.000	0	470.000
**D FIDELITY SALEM STREET TRUST: FIDELITY SALEM INTERNATIONAL INDEX FUND	70.405	0	70.405
**D FIDELITY SALEM STREET TRUST: FIDELITY SALEM INTERNATIONAL INDEX FUND	11.038	0	11.038
**D AXA EUROPEAN FUND - AXA EUROPEAN FUND	39.147	0	39.147
**D VANGUARD FUND INTERNATIONAL STOCK FUND	10.043	0	10.043
**D HANFORD ACCIDENT AND INDEMNITY COMPANY	109.346	0	109.346
**D SEC ACTIVE 80	1.731	0	1.731
**D SEC ACTIVE 80	690	0	690
**D EUROPE EQUITY INDEX 855 SCREENED FUND 3/EUROPE	1.313	0	1.313
**D AXA VANGUARD FUND - AXA VANGUARD FUND	16.221	0	16.221
**D AGRI ACTION EUROPE	600.300	0	600.300
**D JAPAN INC ACTIONS 198	844.131	0	844.131
	72.666	0	72.666

## Pagina 8

DE\* delega alla persona fisica sopra indicata con il numero della scheda magnetica

\*\*D delega alla persona fisica sopra indicata con il numero della scheda magnetica (votazione effettuata via postulare assente)

RL\* rappresentanza legale e alt. persona fisica sopra indicata con il numero della scheda magnetica

Azionisti:

Azionisti in proprio:

1.807 Teste:

0 Azionisti in delega:

1

1.807

LISTA ESITO DELLE VOTAZIONI

Oggetto: 1. Approvazione del bilancio dell'esercizio 2021 di FincoBank S.p.A. e presentazione del bilancio consolidato  
FAVOREVOLI

Cognome	Tot. Voti	Proprio	Delega
**0 AXA GENERALI EQUILIBRE	28.540	0	28.540
**0 FONDS DE RESERVE POUR LES RETRAITES	142.827	0	142.827
**0 VILLERS ACTIONS FUTURE SYST AGT	92.030	0	92.030
**0 CARDIF BUFF LP SMLD CAP EUROPS	142.174	0	142.174
**0 CNP ASSUR SYD CAP EUROPE	75.437	0	75.437
**0 FCP LACOM RETRAITE DIVERSITE 2	38.703	0	38.703
**0 MUTUATION ACTIONS EUROPE BAS CARBORE	81.774	0	81.774
**0 CARDIF BNP LP SMLD CAP EURO	391.204	0	391.204
**0 SYNGORE SECTION VITACE	155.180	0	155.180
**0 SGP EARLEAS FUNDS - ELAG JOURNINGS EQUITY	120.588	0	120.588
**0 CASSIE DES DEPOS ET CONSIGNATIONS	50.185	0	50.185
**0 ALLIANCE 5 ACTION	13.100	0	13.100
**0 FRANK INVESTISSEMENT CAPITALISATIONS ROVERESS	147.468	0	147.468
**0 MIR	118.110	0	118.110
**0 FCP INTERNATIONAL QUALITY FIP	24.176	0	24.176
**0 UNIVERSAL-INVESTMENT-CLASSICISCHAPI RUE ON BURLE OF ECHIE MASTERFONDS	9.080	0	9.080
**0 SYNGORE FUND SLOW - SYNGORE EUROPE LAYER 8 WORK	449.000	0	449.000
**0 INVESTIMENTAL PIAZZA AFFARI	47.500	0	47.500
**0 GERRAIT TONITA SPA	150.879	0	150.879
**0 SCOUTING ARGO DELTAIRE FENSTON	33.554	0	33.554
**0 FCP SECTION 1	30.665	0	30.665
**0 SGP EARLEAS EASY - KSGI ELAPLE SMALL CAPS SRI 3-SERIES 5 CAPTED	340.200	0	340.200
**0 AXA ROVERESS EUROPE	87.684	0	87.684
**0 GENERAL INVESTMENTS SLOW - SRI AGING POPULATION	680.364	0	680.364
**0 ARDENEN STANDARD SLOW 1 OVERSIGHTED INCOME FUND	631	0	631
**0 BNP PARIBAS EQUITY - FOCUS ITALIA	67.452	0	67.452
**0 AXA ORIGINAL LACOVE	1.883.528	0	1.883.528
**0 VIGORER ACTIONS EURO SAS CARBONT	22.635	0	22.635
**0 GENERALI EURO ACTIONS	59.506	0	59.506
**0 CARTEUR PORTFOLIO GRANDE EUROPE	336.696	0	336.696
**0 LAM - EUROPE ACTIONS	276.991	0	276.991
**0 SYNGORE SECTION RESPONSABLE	121.980	0	121.980
**0 SGP EARLEAS EASY - KSGI EUROPE AX ON	49.416	0	49.416
**0 ALERITA OBITERAZIONE	38.144	0	38.144
**0 BNP PARIBAS ACTIONS PME TER	340.344	0	340.344
**0 GENERALI INVESTMENTS SLOW EURO FUTURE LEADERS	140.000	0	140.000
**0 BNP PARIBAS ACTIONS PME SRI TER	347.018	0	347.018
**0 BESISECT - LES SRI GLOBAL EQUITY	6.902	0	6.902
**0 BNP PARIBAS FUND EUROPE TER	153.204	0	153.204
**0 BNP PARIBAS ACTIONS EUROPEANURE	231.499	0	231.499
**0 TOTAL GESTION FLEXIBLE PATRIMONIALE	45.511	0	45.511
**0 GENERALI INVESTMENTS SLOW	7.206	0	7.206
**0 GENERALI INVESTMENTS SLOW - SRI EUROPEAN EQUITY	177.253	0	177.253
**0 AXA PATRIMONIAL FUND	213.444	0	213.444
**0 AXA FUND	3.958	0	3.958
**0 AXA WIKER ENTREPRENEURS	50.668	0	50.668
**0 BNP EARLEAS SLOW EUROPE LCR	531.798	0	531.798
**0 AXA BA DIVERSITE INDICES 1	39.003	0	39.003
**0 FRANCE INVESTISSEMENT ACTIONS OPTIMISE	92.700	0	92.700
**0 ACTIVIT CAPITAL MANAGEMENT SCR S.P.A.	75.000	0	75.000
**0 CARUS INVESTISON INSTITUTIONAL EUROPEAN INDEX OPPORTUNITIES FUND	4.045	0	4.045
**0 UNIVERSA - INVESTIMENT-GRSISCHAFI RUE ON BURLE OF FAVAR AG FUND	69.000	0	69.000



Pagina 9

1 DUE delega a la persona fisica sopra indicata con il numero della scheda magnetica  
1.807 DUE delega a la persona fisica sopra indicata con il numero della scheda magnetica  
2L rappresentanza legale alla persona fisica sopra indicata con il numero della scheda magnetica

Azionisti: 1.807 Teste: 0 Azionisti in delega: 0  
Azionisti in proprio: 0

## LISTA ESITO DELLE VOTAZIONI

Oggetto: 1. Approvazione del bilancio dell'esercizio 2021 di FincoBank S.p.A. e presentazione del bilancio consolidato  
FAVOREVOLI

Cognome	Tot. Voti	Proprio	Delega
**5 BNP PARIBIS FUNDS - EURO MID CAP	56.990	0	56.990
**5 ADASTRA SOCIAL JUSTICE ALL CAP GLOBAL LTD	9.732	0	9.732
**5 SASADRA PLANIFONDUS SO, FI	1.373	0	1.373
**5 COME EUROPE	42.778	0	42.778
**5 INTERASDEL SO, FI	2.723	0	2.723
**5 FLA EQUITY ASSET MANAGEMENT	130.449	0	130.449
**5 FONDOLINK IF	745	0	745
**5 FORTRESS GARTHER FUND FOR EUROPEAN SMALL COMPANIES (FHC)	57.772	0	57.772
**5 AKA ACTIONS ENTREPRESES	46.319	0	46.319
**5 INVESTIR - ELEPHANTE	45.000	0	45.000
**5 ZEEVER OPTIMISED FUND 1	3.620	0	3.620
**5 SOFT WHEELS DIVIDEND FIF	464	0	464
**5 HERTON FORTON PAN EUROPEAN SMALL COMPANIES FUND	210.768	0	210.768
**5 AVELECT - SYNDICATE EURO EQUITY GROWTH	136.036	0	136.036
**5 G.A.-LEAD-B - EURO EQUITIES	133.386	0	133.386
**5 AMIRAGE FUND AFS	21.564	0	21.564
**5 INFEGASDEL SO, FI	6.800	0	6.800
**5 PE CARINGMAC FUND FOR CARINGMAC FUTURE LEADERS	230.858	0	230.858
**5 AVELECT - BLACKROCK EURO EQUITY	68.118	0	68.118
**5 LHO SPECIALIST INVESTMENT STRATEGIES - INTERNATIONAL SHARE STRATEGY NO. 1	1.803	0	1.803
**5 AUTOMARK WORLD EX-25 FUND	4.356	0	4.356
**5 LOCALZ POCKET CROISSANT	16.043	0	16.043
**5 FMC ACTIONS EUROPE	33.208	0	33.208
**5 BNP INTERNATIONAL EQUITY INDEX FUND	58.575	0	58.575
**5 ALLIANCE FUND FOR SEVENTH FIVE-25-E-FIA	102.879	0	102.879
**5 UNIVERSAL-INVESTING-GESellschaft MFG OR REPAT OF WOB-UNIVERSAL-FUND	2.042	0	2.042
**5 FCP EMERG ACTIONS EURO ?	325.000	0	325.000
**5 FUTURELIFE GAS WORKS PENSION PLAN	1.162	0	1.162
**5 AIO AIO-AIO-AIO-AIO-AIO	154.778	0	154.778
**5 ACTION EUROPE - IT	45.444	0	45.444
**5 FCP FOR FCP INTERNATIONAL ESG FUND	286.820	0	286.820
**5 FCP FRANCE FCP INTERNATIONAL ESG	31.010	0	31.010
**5 FRANCE PLACEMENT EURO ESG FUND	460.348	0	460.348
**5 TOTAL ACTIONS EUROPTONES	502.888	0	502.888
**5 ARCO QUANT 1	31.385	0	31.385
**5 ALLIANCE FORTONTS 50-15-2	69.170	0	69.170
**5 RETURN	97.536	0	97.536
**5 CONSERVATION INTERNATIONAL FOUNDATION, INC.	113	0	113
**5 ANARILS INTERNATIONAL FUND	112.809	0	112.809
**5 AKA CANTON EUROPE ACTIONS	270.067	0	270.067
**5 GLOBAL SOLIDITY ENHANCED INDEX FUND	21.305	0	21.305
**5 ZEEVER - OPTIMISED FUND ?	10.189	0	10.189
**5 BNP PARIBAS HICAP EURO	63.320	0	63.320
**5 FONDATION ROMA - GLOBAL PRESERVE EQUITIES	1	0	1
**5 ORIX EUROPE SMALL CAP EQUITY	67.990	0	67.990
**5 ORIX FUND EQUITY EUROPE	243.976	0	243.976
**5 ALLIANCE FUND FOR EUROPEAN FUTURE LEADERS	36.256	0	36.256
**5 C.A.-EURO-3 - WORLD EQUITIES	5.805	0	5.805
**5 AUSTRALIAN CAPITAL ENTREPRENEURSHIP AND RETIREMENT FUND	5.082	0	5.082
**5 STRADILLI EUROPEAN 25, FI	4.174	0	4.174
**5 BNP PARIBIS FUNDS - EUROPEAN EURO LOW VOL EQUITY	110.282	0	110.282
**5 BNP MESSEUR INTERNATIONAL EQUITIES FUND FUND	13.898	0	13.898

Pagina 10

1 DE\* delega alla persona fisica sopra indicata con il numero della scheda magnetica

1.807 \*\*D delega alla persona fisica sopra indicata con il numero della scheda magnetica (voluntaria e riservata alla postulazione analitica)

0 Azionisti in proprio

1.807 Teste:

0 Azionisti in delega:

Azionisti:

Azionisti in proprio:

## LISTA ESITO DELLE VOTAZIONI

Oggetto: 1. Approvazione del bilancio dell'esercizio 2021 di FincoBank S.p.A. e presentazione del bilancio consolidato

## FAVOREVOLI

Cognome	Con. Voti	Proprio	Delega
**D ALLANGLI-FONDS FIVE SECTOR FIV2-GX1-G_VA	31.074	0	31.074
**D CAM-OMC PORTFOLIO - PATRIMONIO EUROPE	367.107	0	267.107
**D G.A.L. - JUNG-5 - EQUITY BROAD EURO P	18.408	0	18.408
**D JANS JUNDERSON EUROPEAN GROWTH COMPANIES -HED	486.039	0	486.039
**D SABRELLA EUROCLON, E	59.963	0	59.963
**D DEKA-MASTER OVER 1	48.018	0	48.018
**D GENERALI SHORT FUNDS	98.049	0	98.049
**D INVESTIMANDELL 10, FI	769	0	769
**D ATLANTIC-FONDS FFI SECTOR FFI-GV-G_VA	31.812	0	31.812
**D ONE PARLERS 5 PENSION SUSTAINABLE BALANCE	519.012	0	519.012
**D INVESTIMANDELL 25, FI	15.228	0	15.228
**D ADERCOEN STANARD SLOW 1	274.739	0	274.739
**D AMITAFOT-FONDS FFI SECTOR FFI-BAL-E_VA	16.173	0	16.173
**D UNIVERSAL-INVESTING-CESSELLASCHI MER ON HERALF OF HMT FUND ACTION PROTECTO FSS	15.800	0	15.800
**D ALLIANZ-FONDS AFS SECTOR ALE-BAS	61.181	0	61.181
**D INTERNATIONAL EQUITY INDEX FUND REFORD	4.475	0	4.475
**D BNP PARIBAS 3 PENSION SUSTAINABLE SUSTAINABILITY	33.695	0	33.695
**D METROCLITAN-REINVESTING SUSTAINABLE CROWTH	153.729	0	153.729
**D ENHANCED INDEX INTERNATIONAL SHARE FUND	34.968	0	34.968
**D ONE PARLERS FUND - SUSTAINABLE EURO MULTI-FACTOR EQUITY	92.167	0	92.167
**D INAMI QUANT - EQUITY EUROZONE FACTOR DEFENSIVE	141.429	0	141.429
**D BNP PARIBAS 5 PENSION SUSTAINABLE GROWTH	101.001	0	101.001
**D ALLIANZ-FONDS FIV2 SECTOR FIV2-BAL-E_VA	36.313	0	36.313
**D FCB FRANCE PLACEMENT EURO ESG	252.318	0	252.318
**D ONE PARLERS FUND - SUSTAINABLE EUROPE MULTI-FACTOR EQUITY	203.661	0	203.661
**D INVESTIMANDELL 2000, FI	126	0	126
**D INVESTIMANDELL 36, F.F.P.	664	0	664
**D CASTELLANA PENSIONES 37	183	0	183
**D FOMCONOMISTES, FONS DE PENSIONES	231	0	231
**D ES FIVE STAR ENTERPRISES FIVE OF EMPELO	434	0	434
**D JEROMANILICA 92, FI	191	0	191
**D MORIATVA INV FIDUCIARY CORE EQU ED	102.617	0	102.617
**D CRIF OF III EQUITY WORLD EX ON VIKING VOLATILITY CREDIT SUISSE FUND AG	18.841	0	18.841
**D PROPOS UNIVERSALIA ACTION AUSTRIAN VOLATILITY CREDIT SUISSE FUND AG	6.236	0	6.236
**D CRIF OF EQUITY FUND EX ON BLUE CREDIT SUISSE FUND AG	14.821	0	14.821
**D CRIF OF III EQUITY WORLD EX ON CREDIT SUISSE FUND AG	3.821	0	3.821
**D CRIF 2 CREDIT SUISSE LIX SWAL MID CAP ALPHA LONG SHORT FUND	419.929	0	419.929
**D CRIF 3 CREDIT SUISSE LIX COPIERFOS ITALY EQUITY FUND	370.199	0	370.199
**D AER TEN ADVANCED ABS NON FIIP	52.566	0	52.566
**D THE NEW ZEALAND GUARANTEE TRUST COMPANY LIMITED	2.175	0	2.175
**D MORTGAGE INTERNATIONAL COAS EQUITIES (NZ) REMED	883	0	883
**D AMP MORTGAGE GLOBAL EQUITIES FUND	6.773	0	6.773
**D STRATEGIC INTERNATIONAL EQUITY FUND	8.562	0	8.562
**D MOLESAN INVESTMENT SUSTAINABLE GLOBAL SHARES FUND	799	0	799
**D TESSERIT INVESTMENT SUSTAINABLE GLOBAL SHARES FUND	2.680	0	2.680
**D OCARDI ALTERNATIVE GLOBAL EQUITY	92	0	92
**D AVAVA INVESTING PASTOR FUND AG - AI DEVELOPED EUROPEAN EX ON EQUITY INDEX FUND	171.483	0	171.483
**D ALEVA BULL'S FUND - ELEVA LEADERS SPACE & METRO FUND FUND	436.742	0	436.742
**D HSEC GLOBAL FUND TCM	402.991	0	402.991
**D REASSURE LIMITED	308.171	0	308.171
**D HSEC FUND PLC	137.771	0	137.771
**D BREXIT UNIT TRUST MANAGER LTD-TFO	4.912.618	0	4.912.618



Pagina 11

Da delegare alla persona fisica sopra indicata con il numero della scheda nominativa

Da delegare alla persona fisica sopra indicata con il numero della scheda nominativa

Da delegare alla persona fisica sopra indicata con il numero della scheda nominativa

1.807 Tasse:

1.807 Azionisti in delega:

Azionisti:

Azionisti in proprio:

## LISTA USITO DELLE VOTAZIONI

Oggetto: 1. Approvazione del bilancio dell'esercizio 2021 di FincoBank S.p.A. e presentazione del bilancio consolidato  
FAVORISVOLTA

Categoria	Propr.	Vot.	Delega
*** MAG (COM) INVESTMENT FUNDS 2 FCP - MAG (FUND) EUROPE EX UK INDEX FUND	0	101.954	101.954
*** HSEC INDEX TRACKER INVESTMENT FUNDS TOW	0	23.231	23.231
*** MATHLINE AND POT AUTHORITY OF S&P500	0	408	408
*** HSEC MANAGED GROWTH FUND	0	2.034	2.034
*** HSEC EUROPEAN INDEX FUND	0	286.567	286.567
*** A GLOBAL MULTI-FACTOR EQUITY FUND	0	7.132	7.132
*** THE HARRIS AND SPENCER NORDELLS HANDED FUND	0	112.866	112.866
*** HSEC LIFE (INTEGRATION) LIMITED	0	8.559	8.559
*** HANG SENG INSURANCE COMPANY LIMITED	0	6.550	6.550
*** RENAISSANCE	0	115.100	115.100
*** AVIVA INVESTORS PASSIVE FUNDS AGS - ALL DEVELOPED WORLD EX UK EQUITY INDEX FUND	0	26.319	26.319
*** AVIA INVESTMENT MANAGERS UK LIMITED	0	71.492	71.492
*** AVIA LIFE & PENSIONS UK LIMITED	0	749.155	749.155
*** AVIA INVESTORS PASSIVE FUNDS AGS - ALL 50:50 GLOBAL EQUITY INDEX FUND	0	48.973	48.973
*** AVIA INVESTORS PASSIVE FUNDS AGS - ALL 50:50 GLOBAL EQUITY INDEX FUND	0	19.677	19.677
*** AVIA INVESTORS PASSIVE FUNDS AGS - ALL 50:50 GLOBAL EQUITY INDEX FUND	0	120.000	120.000
*** AVIA INVESTORS PASSIVE FUNDS AGS - ALL 50:50 GLOBAL EQUITY INDEX FUND	0	5.754	5.754
*** HSEC FOCUS INVESTMENT FUND - HSEC POOLED EUROPE EQUITY INDEX TRACKING FUND	0	9.153	9.153
*** HSEC FOCUS INVESTMENT FUND - HSEC POOLED EUROPE EQUITY INDEX TRACKING FUND	0	8.559	8.559
*** HSEC FOCUS INVESTMENT FUND - HSEC POOLED EUROPE EQUITY INDEX TRACKING FUND	0	518.998	518.998
*** HSEC FOCUS INVESTMENT FUND - HSEC POOLED EUROPE EQUITY INDEX TRACKING FUND	0	1.134	1.134
*** HSEC FOCUS INVESTMENT FUND - HSEC POOLED EUROPE EQUITY INDEX TRACKING FUND	0	6.855	6.855
*** HSEC FOCUS INVESTMENT FUND - HSEC POOLED EUROPE EQUITY INDEX TRACKING FUND	0	125.244	125.244
*** HSEC FOCUS INVESTMENT FUND - HSEC POOLED EUROPE EQUITY INDEX TRACKING FUND	0	1.211	1.211
*** HSEC FOCUS INVESTMENT FUND - HSEC POOLED EUROPE EQUITY INDEX TRACKING FUND	0	6.512	6.512
*** CIVIL SERVICE EMPLOYERS PENSION FUND	0	34.303	34.303
*** INVEST & CUSTODY SERVICES BANK LTD AS TRUSTEE FOR PENSION INVESTMENT FUND TRUST NUMBER 3	0	19.423	19.423
*** FOLK CAPITAL GLOBAL FINANCIALS TRUST PLC	0	336.786	336.786
*** FOLK CAPITAL GLOBAL FINANCIALS TRUST PLC	0	330.381	330.381
*** FOLK CAPITAL GLOBAL FINANCIALS TRUST PLC	0	9.723	9.723
*** TRUST & CUSTODY SERVICES BANK LTD AS TRUSTEE FOR PENSION INVESTMENT FUND TRUST NUMBER 21	0	562.379	562.379
*** INTERNATIONAL CAPITAL MANAGEMENTS LLC	0	17.298	17.298
*** TRUST & CUSTODY SERVICES BANK LTD AS TRUSTEE FOR PENSION INVESTMENT FUND TRUST NUMBER 10	0	2.574	2.574
*** TRUST & CUSTODY SERVICES BANK LTD AS TRUSTEE FOR PENSION INVESTMENT FUND TRUST NUMBER 8	0	17.058	17.058
*** INTERNATIONAL CAPITAL MANAGEMENTS LLC	0	38.440	38.440
*** ALMAREZ OG. SERVICES LIMITED	0	3.252	3.252
*** TRUST & CUSTODY SERVICES BANK LTD AS TRUSTEE FOR PENSION INVESTMENT FUND TRUST NUMBER 4	0	669.359	669.359
*** INTERNATIONAL CAPITAL MANAGEMENTS LLC	0	100.571	100.571
*** ALLIANZ GLOBAL INVESTORS ONB	0	80.230	80.230
*** ALLIANZ VCC 1 FOLK ASSET MANAGEMENT	0	177.824	177.824
*** ALLIANZ VCC 1 FOLK ASSET MANAGEMENT	0	30.492	30.492
*** ALLIANZ VCC 1 FOLK ASSET MANAGEMENT	0	1.466	1.466
*** JPMORGAN ACTIVE MANAGEMENT INTERNATIONAL EQUITY ETF	0	521.050	521.050
*** JPMORGAN ACTIVE MANAGEMENT INTERNATIONAL EQUITY ETF	0	39.570	39.570
*** JPMORGAN ACTIVE MANAGEMENT INTERNATIONAL EQUITY ETF	0	51.069	51.069
*** JPMORGAN ACTIVE MANAGEMENT INTERNATIONAL EQUITY ETF	0	76.844	76.844
*** JPMORGAN ACTIVE MANAGEMENT INTERNATIONAL EQUITY ETF	0	43.701	43.701
*** JPMORGAN ACTIVE MANAGEMENT INTERNATIONAL EQUITY ETF	0	1.636	1.636
*** THE HARRIS AND SPENCER NORDELLS HANDED FUND	0	2.409	2.409
*** JPMORGAN FUND 111 LONG TERM DIVERSIFIED GROWTH FUND	0	305	305
*** JPMORGAN FUND 111 LONG TERM DIVERSIFIED GROWTH FUND	0	4.351	4.351
*** JPMORGAN FUND 111 LONG TERM DIVERSIFIED GROWTH FUND	0	30.321.846	30.321.846

Pagina 12

1 DUE delega alle persone fisiche sopra indicate con il numero della scheda magnetica

1.807 \*\*\* Delega alla persona fisica sopra indicata con il numero della scheda magnetica (votazione elettronica)

0 Azionisti in delega

Azionisti:

Azionisti in proprio:

# KAVOREVOI

Cognitive	Proprietary	Total	Delegated
*** JPMORGAN GLOBAL ALLOCATION FUND	4,473	0	4,473
*** JPMORGAN FUND LONG - JPM GLOBAL RESEARCH ENHANCED INDEX EQUITY FUND	54,383	0	54,383
*** COMINGLED PENSION TRUST FUND (SAFE EQUITY INDEX) OF JP MORGAN CHASE BANK, N.A.	287,687	0	287,687
*** AMERICAN FUND GLOBAL BALANCED FUND	840,000	0	840,000
*** CREDIT BANK OF JAPAN, LTD.	71,819	0	71,819
*** AVIVA INVESTORS PORTFOLIO FUND LONG AVIVA INVESTORS MULTI-ASSET CORE FUND IV	2,242	0	2,242
*** AVIVA INVESTORS PORTFOLIO FUND LONG AVIVA INVESTORS MULTI-ASSET CORE FUND I	200	0	200
*** AVIVA INVESTORS PORTFOLIO FUND LONG AVIVA INVESTORS MULTI-ASSET CORE FUND V	113,835	0	113,835
*** AVIVA INVESTORS PORTFOLIO FUND LONG AVIVA INVESTORS MULTI-ASSET CORE FUND VI	14,272	0	14,272
*** JPMORGAN INVESTMENT FUND	1,019,872	0	1,019,872
*** JPMORGAN INVESTMENT FUND	428	0	428
*** JPMORGAN INTERNATIONAL LEDGED EQUITY FUND	48,300	0	48,300
*** JPMORGAN RETAILERS INTERNATIONAL EQUITY FUND	113,835	0	113,835
*** INVESTMENT SUPERFUNDATION SCHEME	341,224	0	341,224
*** STATE TRUST (BERMUDA) LTD AS TRUSTEE OF THE SHELL OVERSEAS CONTRIBUTIONS PENSION FUND	2,556	0	2,556
*** KAPPA INVESTMENT BANKING INVEST "INSTITUTIONAL APOLLON DEDICA LINE - INDEXES GLOBAL FUND"	5,482	0	5,482
*** JPMORGAN FUND LONG - JPM GLOBAL RESEARCH ENHANCED INDEX EQUITY FUND	95,828	0	95,828
*** AVIVA INVESTORS PORTFOLIO FUND LONG AVIVA INVESTORS MULTI-ASSET CORE FUND V	536	0	536
*** SHELL PENSION TRUST LIMITED AS TRUSTEE OF THE SHELL INTERNATIONAL PENSION FUND	1,601	0	1,601
*** SHELL PENSION TRUST LIMITED AS TRUSTEE OF THE SHELL INTERNATIONAL PENSION FUND	420,673	0	420,673
*** SHELL PENSION TRUST LIMITED AS TRUSTEE OF THE SHELL INTERNATIONAL PENSION FUND	1,543,840	0	1,543,840
*** AVIVA LIFE & PENSIONS IRELAND DAC	32,031	0	32,031
*** SHELL PENSION TRUST LIMITED AS TRUSTEE OF SHELL CONTRIBUTORY PENSION FUND	16,336	0	16,336
*** CAPITAL WORLD GROWTH AND INCOME FUND	7,144,726	0	7,144,726
*** STATE OF CALIFORNIA SAVINGS PLAN PROGRAM MASTER TRUST	257,191	0	257,191
*** JPMORGAN BTRAC FUND EUROPE LTD	639,772	0	639,772
*** DANICA PENSION, LVS, CREDIT INVESTMENT FUND	3,812	0	3,812
*** EQ INVESTORS TRUST - EQ INVESTORS INTERNATIONAL INDEX TRACKING FUND	305,829	0	305,829
*** AVIVA INVESTORS INVESTMENT FUND LONG AVIVA INVESTORS INTERNATIONAL INDEX TRACKING FUND	442,755	0	442,755
*** CREDIT GROUP FUND INVESTMENT TRUST	1,571,500	0	1,571,500
*** INTERNATIONAL GROWTH AND INCOME FUND	58,241	0	58,241
*** GENERAL INVESTORS PENSION FUND	4,683	0	4,683
*** JPMORGAN TRUST GLOBAL ALLOCATION PORTFOLIO	1,553	0	1,553
*** GENERAL INVESTORS PENSION FUND	6,640	0	6,640
*** INVESTMENT SUPERFUNDATION SCHEME	6,896	0	6,896
*** INVESTMENT SUPERFUNDATION SCHEME	13,456	0	13,456
*** INVESTMENT SUPERFUNDATION SCHEME	1,770	0	1,770
*** FIDELITY INVESTMENT TRUST FUND INVESTORS OVERSEAS FUND	6,072,185	0	6,072,185
*** FIDELITY INVESTMENT TRUST FUND INVESTORS OVERSEAS FUND	2,104,730	0	2,104,730
*** FIDELITY INVESTMENT TRUST FUND INVESTORS OVERSEAS FUND	108,560	0	108,560
*** FIDELITY INVESTMENT TRUST FUND INVESTORS OVERSEAS FUND	1,329	0	1,329
*** FIDELITY INVESTMENT TRUST FUND INVESTORS OVERSEAS FUND	182,773	0	182,773
*** FIDELITY INVESTMENT TRUST FUND INVESTORS OVERSEAS FUND	2,262	0	2,262
*** FIDELITY INVESTMENT TRUST FUND INVESTORS OVERSEAS FUND	929,787	0	929,787
*** FIDELITY INVESTMENT TRUST FUND INVESTORS OVERSEAS FUND	53,139	0	53,139
*** FIDELITY INVESTMENT TRUST FUND INVESTORS OVERSEAS FUND	15,882	0	15,882
*** FIDELITY INVESTMENT TRUST FUND INVESTORS OVERSEAS FUND	33,163	0	33,163
*** FIDELITY INVESTMENT TRUST FUND INVESTORS OVERSEAS FUND	14,628	0	14,628
*** FIDELITY INVESTMENT TRUST FUND INVESTORS OVERSEAS FUND	100,391	0	100,391
*** FIDELITY INVESTMENT TRUST FUND INVESTORS OVERSEAS FUND	41,419	0	41,419
*** FIDELITY INVESTMENT TRUST FUND INVESTORS OVERSEAS FUND	1,910	0	1,910

1. D<sup>177</sup> delega alla presidenza degli Istituti sopra indicati con il numero dell'acade magnetica

206 | non è difficile trovare esempi di sviluppo di  
attività che si basano sulla partecipazione attiva  
degli studenti e che favoriscano la loro  
autonomia e la loro responsabilità.

המחיר הנמוך ביותר של המוצר הוא 10 שקלים, והמחיר הגבוה ביותר הוא 100 שקלים. המחיר הנמוך ביותר של המוצר הוא 10 שקלים, והמחיר הגבוה ביותר הוא 100 שקלים.

1 207 Tests:

1061 Leslie

(7) **Azkamsu in detegda.**

2019-2020

**PSYCHOLOGY**

Azione in proprio;

## LISTA ESITO DELLE VOTAZIONI

Oggetto: 1. Approvazione del bilancio dell'esercizio 2021 di FincoBank S.p.A. e presentazione del bilancio consolidato  
FAVOREVOLI

Cognome	Tot. Voti	Proprrio	Delega
**D ACTIVE MANITARA INTX ANNUITYFUNDUS MERITO	9.447	0	9.447
**D UNIFP ACTIONS EURO V.L.	232.036	0	232.036
**D UNIVERSAL INVESTMENT GEFILSCHAFT FVN ON STRATE OF BROCKEN-UT-FONDS	9.818	0	9.818
**D ZILIBERLEVEN INSTITUTIONELE BELEGINGSMAATSCHAP - ZILIBERLEVEN DUAZAM INDEX ANNOUELEFONDUS EUROPA	7.569	0	7.569
**D ACTIUS JOGACANI INDX ANNOUELEFONDUS EUROPA	42.223	0	42.223
**D UNIVERSIT-INVESTMENT-GESELLSCHAFT AHB ON BEHALF OF UNIVERSAL-CEO	17.374	0	17.374
**D ACTIUS SUSTAINABLE INDX FUND EQUITY TROPIC	22.227	0	15.227
**D UNIVERSAL-INVESTMENT-GESELLSCHAFT AHB ON BEHALF OF UNIVERSAL-CA V	24.974	0	24.974
**D AZ FUND 1 AZ EQUITY EUROPE	130.990	0	130.990
**D FOREON STOCK INDEX OTHER FUND	23.200	0	23.200
**D SHANGHAI GLOBAL EQUITY INDEX MOTIER FUND	147	0	147
**D SOCIAT. SECURITY OFFICER	57.396	0	57.396
**D THE E. M. FOUNDATION	10.000	0	10.000
**D GLAX SMOEL L.	21.300	0	21.300
**D STANDARD LIFE INTERNATIONAL DESIGNATED ACTIVITY COMPANY	364.288	0	364.288
**D STOICHLING SMALL PENSIOFONDS	52.850	0	52.850
**D KANDAMINE FUNDS-MANAGEMENT ACTIUE	540.000	0	540.000
**D STATE OF NEW MEXICO STATE INVESTMENT COUNCIL	84.010	0	84.010
**D CSIC OF EQUITY FNC CREDIT EUROPE FUND AG	54.471	0	54.471
**D ROSECO CAPITAL GROWTH FUND	2.306.000	0	2.306.000
**D FFC CREDIT FUND CREDIT SUISSE FUND AG	18.947	0	18.947
**D CFC OF THE EQUITY WORLD EX CE VALUE WEIGHTED PENSION FUND CREDIT SUISSE FUND AG	30.758	0	30.758
**D ARA VORBER FUND EQUITIES GLOBAL MARKETS III CREDIT SUISSE FUND AG	1.244	0	1.244
**D MADALINE UNIQUE SMALL-CAP EUROPE	1.395	0	1.395
**D ARA VERMORE FUND II EQUITIES GLOBAL MARKETS PASSIVE CREDIT SUISSE FUND AG	200.000	0	200.000
**D CALDIA SWISSE LUX EUROPEAN ENTREPRENEUR EQUITY FUND	32.212	0	32.212
**D PRO BLEND KRAALUM DEKA SEALS	109.435	0	109.435
**D ONTASTAG STRIFE	39.831	0	39.831
**D BRICE PORTFOLIOFUND PLAN	1.297.300	0	1.297.300
**D PRO BLEND KRAALUM DEKA SEALS	160.327	0	160.327
**D PRO BLEND KRAALUM DEKA SEALS	49.615	0	49.615
**D PRO BLEND KRAALUM DEKA SEALS	25.801	0	25.801
**D PRO BLEND KRAALUM DEKA SEALS	81.886	0	81.886
**D CHIEF OF THE HOLYCOMFORTER	1.286	0	1.286
**D KUTAPARK GASTON BEL C. S.A.	373.900	0	373.900
**D OLD WESTBURY LARGE CAP STRATEGIES FUND	121.315	0	121.315
**D RACON VANCE FUND COMPANY COLLECTIVE INVESTMENT	47.491	0	47.491
**D OCEANOGRAPHY 100000 SETTLEMENT (COMMON) TRUST	443	0	443
**D THE BANK OF NEW YORK MELLON INTERNATIONAL FUND	245.763	0	245.763
**D BACALITE OFFFORD INTERNATIONAL ALPHA FUND	3.601	0	3.601
**D INTERNATIONAL EQUITY FUND	2.179.396	0	2.179.396
**D INTERNATIONAL EQUITY FUND	254.129	0	254.129
**D AMER-ON ELECTRIC POWER MASTER RETIREMENT TRUST	9.182	0	9.182
**D AMER-ON ELECTRIC POWER MASTER RETIREMENT TRUST FOR CP S	22.668	0	22.668
**D AMER-ON ELECTRIC POWER MASTER RETIREMENT TRUST FOR CP S	3.744	0	3.744
**D AMER-ON ELECTRIC POWER MASTER RETIREMENT TRUST FOR CP S	1.746	0	1.746
**D AMER-ON ELECTRIC POWER MASTER RETIREMENT TRUST FOR CP S	47.451	0	47.451
**D AMER-ON ELECTRIC POWER MASTER RETIREMENT TRUST FOR CP S	88.357	0	88.357
**D AMER-ON ELECTRIC POWER MASTER RETIREMENT TRUST FOR CP S	28.773	0	28.773
**D AMER-ON ELECTRIC POWER MASTER RETIREMENT TRUST FOR CP S	103.220	0	103.220
**D AMER-ON ELECTRIC POWER MASTER RETIREMENT TRUST FOR CP S	2.828	0	2.828
**D AMER-ON ELECTRIC POWER MASTER RETIREMENT TRUST FOR CP S	225.939	0	225.939

Pagina 14

DIP delega alla persona fisica sopra indicata con il numero della scheda magnetica

\*\*D delega alla persona fisica sopra indicata con il numero della scheda magnetica (soluzione alternativa alla delega)

R.L. rappresentanza legale della persona fisica sopra indicata con il numero della scheda magnetica

Azionisti: 1.807 Teste: 1.807  
Azionisti in proprio: 0 Azionisti in delega: 1.807

LISTA ESITO DELLE VOTAZIONI

Oggetto: 1. Approvazione del bilancio dell'esercizio 2021 di FinecoBank S.p.A. e presentazione del bilancio consolidato  
FAVOREVOLI

Cognome	To... Voti	Proprio	Delega
**D ADVANCED SERIES TRUST ASST J ROME PRICE DIVERSIFIED REAL	1.897	0	1.897
**D ADVANCED SERIES TRUST ASST J ROME PRICE GROWTH OPPORTUNIT	52.755	0	52.755
**D SYNERGY EUROPEAN GLOBAL EQUITY FUND	6.773	0	6.773
**D SYNERGY EUROPEAN INTERNATIONAL EQUITY FUND	7.772	0	7.772
**D INVESTMENT CAPITAL MANAGEMENT	138.187	0	138.187
**D ACTIVE GIFFORD CONCEPT INVESTMENT TRUST	553.967	0	553.967
**D VIVA INVESTMENT MANAGEMENT ON LLC	695	0	695
**D OSTIAN TR. ICNV	33.967	0	33.967
**D NATIONAL BANK FINANCIAL INC	7.713	0	7.713
**D STOCKING DEPOSITORY REG DEVELOPED MARKETS EQUITY POOL	7.677.043	0	7.677.043
**D VANGUARD FIVE ALL WORLD EX US INDEX FUND	1.197.038	0	1.197.038
**D VANGUARD EUROPEAN STOCK MARKET FUND	1.370.810	0	1.370.810
**D VANGUARD INTERNATIONAL GROWTH FUND	9.833.712	0	9.833.712
**D ALLEGHENY COLLEGE	2.800	0	2.800
**D ERIC COMMUNITY FOUNDATION	4.400	0	4.400
**D ALAMOGA LLC	894	0	894
**D VIVA BALANCED INCOME PORTFOLIO	7.216	0	7.216
**D CAPON VINCE TRUST COMPANY COLLECTIVE INVESTMENT TRUST	23.146	0	23.146
**D NOTABILITY AS SOLA TRUST OF THE NOTABILITY ESCROW TRUST	3.304	0	3.304
**D THE 2 SOLUTIONS MAX QUALIFIED NUCLEAR DECOMMISSIONING TRUST	4.454	0	4.454
**D CAPON VINCE TRUST COMPANY INTERNATIONAL SMALL CAP COXSON IR	15.640	0	15.640
**D CONSOLIDATED EDISON RETIREMENT PLAN	27.164	0	27.164
**D HARRIS UNIT 1 QUALIFIED NUCLEAR DECOMMISSIONING FUND	3.637	0	3.637
**D EGENSON UNIT 2 QUALIFIED NUCLEAR DECOMMISSIONING FUND	5.744	0	5.744
**D BRUNSWICK UNIT 2 QUALIFIED NUCLEAR	7.250	0	7.250
**D VIVA INTERNATIONAL UNIT DIVIDING LOW VOLATILITY FUND	3.632	0	3.632
**D POLAR BEACH UNIT 1 AND UNIT 2 NEW QUALIFIED TRUST	6.640	0	6.640
**D SUPERWAT INC MASTER INVESTMENT TRUST	12.362	0	12.362
**D CERVANTE INTERNATIONAL LLC	17.310	0	17.310
**D KARAME II LLC	1.595	0	1.595
**D UNIVERSAL SHIPWORKERS MARINE INSURANCE ASSOCIATION LIMITED	1.412	0	1.412
**D SULLING RANTHENTONIS NOTARIAT	2.721	0	2.721
**D DEUSCHKE DOG EQ	4.119	0	4.119
**D NORCE CAROLINA SUBSIDENTIAL RETIREMENT PLAN GROUP TRUST	683.066	0	683.066
**D MACOLLETT MUTIFACTOR DEVELOPED INTERNATIONAL TRIPER ETF	25.291	0	25.291
**D CENTRAL PENSION FUND OF THE INTERNATIONAL UNION OF OPERATIN CITIZING EMPLOYERS	13.668	0	13.668
**D BOUTER CASUAL HAZARD FOUNDATION INC	6.394	0	6.394
**D LANSICO PARKETS IT INC	14.764	0	14.764
**D GLOBAL ATLANTIC BLACKROCK D-SUIT-TIED INTERNATIONAL CORE PORTFOLIO	1.273	0	1.273
**D FAK FVS FONDS	20.000	0	20.000
**D TEXAS UTILITIES QUAL NOT PARTNERSHIP	1.611	0	1.611
**D SUELL CANADA 2007 PENSION PLAN	5.394	0	5.394
**D SANTA BARBARA COUNTY EMPLOYEES RETIREMENT SYSTEM	28.954	0	28.954
**D 1999 VOLUNTARY EMPLOYERS BENEFITARY ASSOCIATION OF THE REPRESENTED EMPLOYEES OF SOUTHERN CALIFORNIA GAS COMPANY	1	0	1
**D NICHELLE LUND REV TRUST	418	0	418
**D KIZAROFF E BORDAK	1.864	0	1.864
**D BRUCE D BUCKER TRUST VANTER INT	707	0	707
**D PER INVESTMENT LP	878	0	878
**D CHARLES A FRANK 2013 TRUST PRO MOR	3.216	0	3.216
**D KIZAROFF ROSSMAN	757	0	757
**D JONCELL FOUNDATION INC	1.776	0	1.776
**D BURRITT HOLDINGS LLC	1.490	0	1.490



Pagina 15

1 DE\* delega alla persona fisica sopra indicata il numero delle schede magnetiche (votazione effettuata alla postazione associata)  
1.807  
RL\* rappresenta le quote della persona fisica sopra indicata con il numero delle schede magnetiche

Azionisti: 1.807 Teste:  
Azionisti in proprio: 0 Azionisti in delega:

## LISTA ESITO DELLE VOTAZIONI

Oggetto: 1. Approvazione del bilancio dell'esercizio 2021 di FinecoBank S.p.A. e presentazione del bilancio consolidato

## FAVOREVOLI

Cognome	Proprio	Delega
**D OLIVE MCCARTHY 2009 LDCV	0	666
**D CAROL T. PARFECT CHARITABLE REMAINE 1057106830	0	4.882
**D CAROL T. PARFECT CHARITABLE REMAINE 1057106830	0	2.724
**D KEO BLAZER INVESTMENTS VENTURE LLC	0	3.654
**D KEO BLAZER INVESTMENTS VENTURE LLC	0	6.965
**D OFUS SIEMENSIA LLC	0	5.869
**D OFUS SIEMENSIA LLC	0	28.934
**D OFUS SIEMENSIA LLC	0	31.278
**D OFUS SIEMENSIA LLC	0	1.339
**D OFUS SIEMENSIA LLC	0	3.574
**D OFUS SIEMENSIA LLC	0	799
**D OFUS SIEMENSIA LLC	0	1.331
**D OFUS SIEMENSIA LLC	0	2.576
**D OFUS SIEMENSIA LLC	0	1.446
**D OFUS SIEMENSIA LLC	0	2.096
**D OFUS SIEMENSIA LLC	0	1.394
**D OFUS SIEMENSIA LLC	0	1.779
**D OFUS SIEMENSIA LLC	0	1.074
**D OFUS SIEMENSIA LLC	0	1.606
**D OFUS SIEMENSIA LLC	0	1.043
**D OFUS SIEMENSIA LLC	0	37.553
**D OFUS SIEMENSIA LLC	0	999
**D OFUS SIEMENSIA LLC	0	1.714
**D OFUS SIEMENSIA LLC	0	98.357
**D OFUS SIEMENSIA LLC	0	51.898
**D OFUS SIEMENSIA LLC	0	296.705
**D OFUS SIEMENSIA LLC	0	49.871
**D OFUS SIEMENSIA LLC	0	48.437
**D OFUS SIEMENSIA LLC	0	41.849
**D OFUS SIEMENSIA LLC	0	36.229
**D OFUS SIEMENSIA LLC	0	15.117
**D OFUS SIEMENSIA LLC	0	67.857
**D OFUS SIEMENSIA LLC	0	114.074
**D OFUS SIEMENSIA LLC	0	1.858
**D OFUS SIEMENSIA LLC	0	196.813
**D OFUS SIEMENSIA LLC	0	2.900.896
**D OFUS SIEMENSIA LLC	0	5.399
**D OFUS SIEMENSIA LLC	0	773
**D OFUS SIEMENSIA LLC	0	1.657.757
**D OFUS SIEMENSIA LLC	0	86.104
**D OFUS SIEMENSIA LLC	0	132.018
**D OFUS SIEMENSIA LLC	0	1.100
**D OFUS SIEMENSIA LLC	0	5.399
**D OFUS SIEMENSIA LLC	0	4.635
**D OFUS SIEMENSIA LLC	0	4.460
**D OFUS SIEMENSIA LLC	0	4.375
**D OFUS SIEMENSIA LLC	0	10.150
**D OFUS SIEMENSIA LLC	0	32.632
**D OFUS SIEMENSIA LLC	0	3.858
**D OFUS SIEMENSIA LLC	0	53.287
**D OFUS SIEMENSIA LLC	0	246.917
**D OFUS SIEMENSIA LLC	0	210.139

Pagina 16

DF\* delega alla persona fisica sopra indicata con il numero della scheda magnetica  
 \*\*D delega alla persona fisica sopra indicata con il numero della scheda magnetica (votazione elettronica alla postazione assistita)  
 \*\*D approvazione legale alla persona fisica sopra indicata con il numero della scheda magnetica

Azionisti: 1.807 Teste: 0 Azionisti in delega: 0

**FAVOREVOLI**

Codename	Tot. Vote	Proprio	Delega
*** BANK OF AMERICA	18,813	0	18,813
*** BANK OF KOREA	37,603	0	37,603
*** THE BANCROFTS OF HARTFORD INVESTMENT TRUST	90	0	90
*** PUBLIC EMPLOYEES RETIREMENT SYSTEM OF MISSISSIPPI	87,610	0	87,610
*** BALLEIS EUROPEAN FUND	3,228,210	0	3,228,210
*** THE JORDAN CHARITABLE FOUNDATION	19,694	0	19,694
*** BALILE EUROPEAN FUND A SEC FUND OF THE DAIWA SEC FUND FUND	1,616,316	0	1,616,316
*** INVESTED FUND INTERNATIONAL LOW BETA EQUITY WEIGHTED FUND	474	0	474
*** SIMONS DIVERSIFIED GROWTH	14,488	0	14,488
*** SIMONS FUND EQUITIES	34,333	0	34,333
*** INVESTED CANADIAN PREMIER BALANCED FUND	235,305	0	235,305
*** INVESTED CANADIAN PREMIER BALANCED CLASS	119,590	0	119,590
*** INVESTED CANADIAN PREMIER BALANCED CLASS	21,783	0	21,783
*** INVESTED EUROPEAN GROWTH CLASS	77,308	0	77,308
*** INVESTED STRATEGIC YIELD FUND	289,584	0	289,584
*** INVESTED INTERNATIONAL GROWTH FUND	4,093,383	0	4,093,383
*** INVESTED INTERNATIONAL GROWTH FUND	112,380	0	112,380
*** INVESTED MARKETS III FUND	183	0	183
*** INVESTED S AND P INTERNATIONAL DEVELOPED QUALITY ETF	21,179	0	21,179
*** INVESTED FUND FIRST DEVELOPED MARKETS FUND S FUND	18,861	0	18,861
*** GREAT WEST INTERNATIONAL GROWTH FUND	310,000	0	310,000
*** AMG TRISTEQUARE GLOBAL SMALL CAP FUND	1,700	0	1,700
*** FAN GIC EUROPEAN EQUITY ALTERNATIVE	1,387	0	1,387
*** GREAT WEST INTERNATIONAL INDEX FUND	53,591	0	53,591
*** BLACKROCK IFF LIMITED	24,011	0	24,011
*** CORNELL UNIVERSITY	2,376	0	2,376
*** TENSION RESERVES INVESTMENT TRUST FUND	284,875	0	284,875
*** VIRGINIA RETIREMENT SYSTEM	2,601	0	2,601
*** PRINCIPAL FUND INC INTERNATIONAL EQUITY INDEX	41,762	0	41,762
*** THE HAVENHILL SWEDISH NATIONAL PENSION FUND AP 1 EQUITY FUND	730,888	0	730,888
*** FINTECH DEAR ADVISORS INC	487,116	0	487,116
*** INTERNATIONAL MARK FOR ASBESTOS AND DEVELOPMENT	4,037	0	4,037
*** BLACKROCK GLOBAL FUND	14,279,616	0	14,279,616
*** PRINCIPAL FUND INC GLOBAL SMALL STRATEGY FUND	4,175	0	4,175
*** GORDON SACHS FUND FIRST GORDON SACHS INTERNATIONAL	13,917	0	13,917
*** VOYA GLOBAL ADVANTAGE AND PENSION OPPORTUNITY FUND	23,516	0	23,516
*** VOYA GLOBAL ADVANTAGE AND PENSION OPPORTUNITY FUND	88,993	0	88,993
*** VOYA INTERNATIONAL HIGH DIVIDEND LOW VOLATILITY PORTFOLIO	130,149	0	130,149
*** ABB FUNDING FUND	2,018	0	2,018
*** STERIS ASSOCIATES RETURN	10,487	0	10,487
*** METROPOLITAN WATER SUPPLY AND SEWERAGE BOARD	14,169	0	14,169
*** FORTCHING SPONSORSHIP FUND	17,277	0	17,277
*** INVESTED S AND P EUROPEAN EQUITY WEIGHT INDEX FUND	431	0	431
*** ALLSTATE INSURANCE COMPANY	12,695	0	12,695
*** 50 PERCENT DIVERSIFIED INTERNATIONAL FUND	10,581	0	10,581
*** GORDON SACHS FUND FIRST GORDON SACHS ACTIVE BETA INTERNATIONAL	186,748	0	186,748
*** GORDON SACHS FUND FIRST GORDON SACHS ACTIVE BETA INTERNATIONAL	1,646	0	1,646
*** ABB FUNDING FUND	750,000	0	750,000
*** KIRKLAND SEC EUROZONE HEDGED EQUITY FUND	1,326	0	1,326
*** FUNDERS AND MANAGERS NATIONAL PENSION FUND	122,487	0	122,487
*** VOYA GLOBAL EQUITY FUND	49,367	0	49,367
*** EMPLOYEES RETIREMENT SYSTEM OF THE CITY OF BALTIMORE	789	0	789

\*D delega alla persona fisica sopra indicata confluire nella società magnetica (voce: onco-Terapia alla postazione assistita) "RL" rappresentanza legale alla persona fisica sopra indicata con il numero della scheda magnetica

Azionisti:	1.807	'Ieste:
Azionisti in proprio:	0	Azionisti in delega:

1.807 l'este:

0 Azionisti in delega:

**Azionisti:**

### Azionisti in proprio:



## LISTA ESITO DELLE VOTAZIONI

Oggetto: 1. Approvazione del bilancio dell'esercizio 2021 di FinecoBank S.p.A. e presentazione del bilancio consolidato  
FAVOREVOLI

Cognome	Tot. Voti	Proprio	Delega
**D VOTA GLOBAL ILCE DIVIDEND LOW VOLATILITY PORTFOLIO	103.234	0	103.234
**D VOTA INTERNATIONAL INDEX EFFORTO	66.480	0	66.480
**D FLS AMERICAN UNIVERSITY IN CALIF	2.769	0	2.769
**D FIRE AND POLICE EMPLOYEES' RETIREMENT SYSTEM OF THE CITY OF BALTIMORE	69.667	0	69.667
**D METIERA ENLAGE FURNE ARMOID LLC MEN QUALIFIED DECISIONS	555	0	555
**D AMERICA PRPS TRUST	65.028	0	65.028
**D DWS INVESTING GLOBE ON TOTAL OF DWS FONDS BPC	89.366	0	89.366
**D SEMERA ENERGY PENSION MASTER TRUST	10.455	0	10.455
**D TEACHER RETIREMENT SYSTEM OF LOUISIANA	1	0	1
**D INVESTINGSTRENGTHEN FARGHER INVEST IN ANTER GLOUCE	3.267	0	3.267
**D EASTTAL FORENTING PARKERES INVEST KLI ANTER GLOBAL EMPLOYEERIT PORTFOLIOLE ADMINISTRATION AS	9.360	0	9.360
**D STACROCK LIFE LTD	475.684	0	475.684
**D KPMERS VSC EUROPE REDDUS EQUITY LTD	28.429	0	28.429
**D S-BURNS EUROINVEST ARTIN	3.699	0	3.699
**D LYNESCO FUREBETA FUSE TAVOLIOLO EX NORTH AMERICA EIF	3.365	0	3.365
**D MC TORDS RTG	37.791	0	37.791
**D MC TORDS KIL2	37.946	0	37.946
**D STANDARD BANK OF SOUTH AFRICA LTD	57.333	0	57.333
**D XANXERS ESCI DATE TINGED EQUITY RTF	163.543	0	163.543
**D XTACKERS FIVE DEVELOPED EX US REEFACTO ETF	1.440	0	1.440
**D JUELITY CONCORD STRONG TRUST FIDELITY INTERNATIONAL INDEX FUND	1.469.566	0	1.469.566
**D CALIFORNIA WORKWORKERS FUND PENSION TRUST	339.754	0	339.754
**D THE BOARD OF PENSIONS OF THE PRESBYTERIAN CHURCH USA	269.438	0	269.438
**D BELLSOUTH CORP RTA VPSA TRUST	7.163	0	7.163
**D EUROPEAN CENTRAL BANK	57.465	0	57.465
**D RAYON VANCE MANAGEMENT	692	0	692
**D BNY MELLON INTERNATIONAL STOCK INDEX FUND	17.878	0	17.878
**D FIRE AND POLICE PENSION ASSOCIATION OF COLORADO	43.066	0	43.066
**D MANVILLE PERSONAL INJURY SETTLEMENT TRUST	3.923	0	3.923
**D SIBEL PENSION TRUST	1.625	0	1.625
**D EMERCE LIVEMORE NATIONAL SECURITY LLC AND LOS ALAMOS NA DEFINED BENEFIT PLAN GROUP TRUST	179.797	0	179.797
**D SPANARD LIFE INVESTMENTS GLOBAL	2.363.421	0	2.363.421
**D IOWA POLICE EMPLOYEES RETIREMENT SYSTEM	154.966	0	154.966
**D TREASURER OF THE STATE OF NORTH CAROLINA RETIROY INVESTMENT	49.967	0	49.967
**D FLORIDA GLOBAL EQUITY FUND LLC	13.428	0	13.428
**D GLOUCE OF VINCOR PENSION PLAN AND TRUST	7.856	0	7.856
**D OXIDE RETIREMENT PLAN TRUST	590	0	590
**D FORT C EMPLOYEES RETIREMENT SYSTEM OF IOWA	20.369	0	20.369
**D SUB-C SCHOOL TEACHERS PENSION AND RETIREMENT FUND OF CHICAGO	24.211	0	24.211
**D NATIONAL TREASURY MANAGEMENT ASSN	150.356	0	150.356
**D MSP MINNESOTA PRIVATE T RETAIL QUALIFIED TRUST	1.427	0	1.427
**D MSP MINNESOTA RETAIL QUALIFIED TRUST	2.702	0	2.702
**D DEAN JONES 279	3.457	0	3.457
**D FIDELITY SAL INTERNATIONAL INDEX FUND	6.909	0	6.909
**D ACTION GLOBAL EQUITY FUND	201.376	0	201.376
**D A27 INTERNATIONAL INDEX FUND	1.692	0	1.692
**D A27 INTERNATIONAL COO EQUITY FUND	58.166	0	58.166
**D STACROCK FUND MANAGERS LTD	7.911	0	7.911
**D SE RIVER AND MERCANTILE GLOBAL RECOVERY FUND	8.824.359	0	8.824.359
**D JOHN DEERE PENSION TRUST	60.513	0	60.513
**D JOHN DEERE PENSION TRUST	167.860	0	167.860
**D JOHN DEERE PENSION TRUST	103.023	0	103.023

Pagina 18

1 001\* delega alle persone fisiche sopra indicate con il numero della scheda magnetica

1.807

Azionisti: 1.807 1.807  
Azionisti in proprio: 0 Azionisti in delega: 1.807

1001\* delega alle persone fisiche sopra indicate con il numero della scheda magnetica

1001\* delega alle persone fisiche sopra indicate con il numero della scheda magnetica

1.807

Oggetto: L. Approvazione del bilancio dell'esercizio 2021 di Fincubank S.p.A. e presentazione del bilancio consolidato FAVOREVOLI

[illegible]

DE<sup>28</sup> delega alla persona fisica sopra indicata con il numero della scheda magnetica

DE\* delega alla persona fisica sopra indicata, con il numero della scheda magnetica  
DE\* delega alla persona fisica sopra indicata, con il numero della scheda magnetica (relativa alla postazione di lavoro)

Azionisti:	1.807	Teste:	1
Azionisti in proprio:	0	Azionisti in delega:	1.807





# ITOA TIRIOU

Code	Company Name	Shareholder	Percentage	Value	Price
0000000000	AMERICA AIRWAYS	AMERICA AIRWAYS	100.0000	113.624	0
0000000000	AMERICA AIRWAYS	AMERICA AIRWAYS	100.0000	403.414	0
0000000000	AMERICA AIRWAYS	AMERICA AIRWAYS	100.0000	331.499	0
0000000000	AMERICA AIRWAYS	AMERICA AIRWAYS	100.0000	338.145	0
0000000000	AMERICA AIRWAYS	AMERICA AIRWAYS	100.0000	49.833	0
0000000000	AMERICA AIRWAYS	AMERICA AIRWAYS	100.0000	8.833.736	0
0000000000	AMERICA AIRWAYS	AMERICA AIRWAYS	100.0000	10.133.457	0
0000000000	AMERICA AIRWAYS	AMERICA AIRWAYS	100.0000	689.596	0
0000000000	AMERICA AIRWAYS	AMERICA AIRWAYS	100.0000	67.541	0
0000000000	AMERICA AIRWAYS	AMERICA AIRWAYS	100.0000	44.370	0
0000000000	AMERICA AIRWAYS	AMERICA AIRWAYS	100.0000	28.942	0
0000000000	AMERICA AIRWAYS	AMERICA AIRWAYS	100.0000	29.561	0
0000000000	AMERICA AIRWAYS	AMERICA AIRWAYS	100.0000	26.712	0
0000000000	AMERICA AIRWAYS	AMERICA AIRWAYS	100.0000	19.548	0
0000000000	AMERICA AIRWAYS	AMERICA AIRWAYS	100.0000	17.581	0
0000000000	AMERICA AIRWAYS	AMERICA AIRWAYS	100.0000	140.423	0
0000000000	AMERICA AIRWAYS	AMERICA AIRWAYS	100.0000	30.165	0
0000000000	AMERICA AIRWAYS	AMERICA AIRWAYS	100.0000	82.889	0
0000000000	AMERICA AIRWAYS	AMERICA AIRWAYS	100.0000	164.018	0
0000000000	AMERICA AIRWAYS	AMERICA AIRWAYS	100.0000	1.654	0
0000000000	AMERICA AIRWAYS	AMERICA AIRWAYS	100.0000	35.839	0
0000000000	AMERICA AIRWAYS	AMERICA AIRWAYS	100.0000	49.257	0
0000000000	AMERICA AIRWAYS	AMERICA AIRWAYS	100.0000	16.056	0
0000000000	AMERICA AIRWAYS	AMERICA AIRWAYS	100.0000	9.361	0
0000000000	AMERICA AIRWAYS	AMERICA AIRWAYS	100.0000	16.757	0
0000000000	AMERICA AIRWAYS	AMERICA AIRWAYS	100.0000	203.838	0
0000000000	AMERICA AIRWAYS	AMERICA AIRWAYS	100.0000	5.181	0
0000000000	AMERICA AIRWAYS	AMERICA AIRWAYS	100.0000	931.093	0
0000000000	AMERICA AIRWAYS	AMERICA AIRWAYS	100.0000	728.049	0
0000000000	AMERICA AIRWAYS	AMERICA AIRWAYS	100.0000	17.458	0
0000000000	AMERICA AIRWAYS	AMERICA AIRWAYS	100.0000	150.023	0
0000000000	AMERICA AIRWAYS	AMERICA AIRWAYS	100.0000	415.385	0
0000000000	AMERICA AIRWAYS	AMERICA AIRWAYS	100.0000	36.394	0
0000000000	AMERICA AIRWAYS	AMERICA AIRWAYS	100.0000	1.371	0
0000000000	AMERICA AIRWAYS	AMERICA AIRWAYS	100.0000	3.565	0
0000000000	AMERICA AIRWAYS	AMERICA AIRWAYS	100.0000	5.950	0
0000000000	AMERICA AIRWAYS	AMERICA AIRWAYS	100.0000	22.758	0
0000000000	AMERICA AIRWAYS	AMERICA AIRWAYS	100.0000	1.500	0
0000000000	AMERICA AIRWAYS	AMERICA AIRWAYS	100.0000	1.693	0
0000000000	AMERICA AIRWAYS	AMERICA AIRWAYS	100.0000	320.000	0
0000000000	AMERICA AIRWAYS	AMERICA AIRWAYS	100.0000	5.544	0
0000000000	AMERICA AIRWAYS	AMERICA AIRWAYS	100.0000	515	0
0000000000	AMERICA AIRWAYS	AMERICA AIRWAYS	100.0000	279	0
0000000000	AMERICA AIRWAYS	AMERICA AIRWAYS	100.0000	6.478	0
0000000000	AMERICA AIRWAYS	AMERICA AIRWAYS	100.0000	2.187	0
0000000000	AMERICA AIRWAYS	AMERICA AIRWAYS	100.0000	6.124	0
0000000000	AMERICA AIRWAYS	AMERICA AIRWAYS	100.0000	55.615	0
0000000000	AMERICA AIRWAYS	AMERICA AIRWAYS	100.0000	2.500	0
0000000000	AMERICA AIRWAYS	AMERICA AIRWAYS	100.0000	31.220	0
0000000000	AMERICA AIRWAYS	AMERICA AIRWAYS	100.0000	14.210	0

U.L.<sup>†</sup> ravennatese per la tutela della natura e l'edilizia con il numero della società nazionale 051/290921.

Azionisti:	1.807	Totale:
Azionisti in proprio:	0	Azionisti in delega:

## LISTA ESITO DELLE VOTAZIONI

Oggetto: 1. Approvazione del bilancio dell'esercizio 2021 di FincoBank S.p.A. e presentazione del bilancio consolidato

## FAVOREVOLI

Codice	Titolo	Propr	Delega
**D ALICE A PROTECTED FAMILY TRUST DAO 21/13		1.059	1.059
**D AURELIA AGRICOLA DEFINED CONTRIBUTION PLAN MASTER TRUST		19.179	19.179
**D BILLYING VIOCE CAP GROUP FUND		96.244	96.244
**D ESSENTIA HEALTH		3.204	3.204
**D FADING LEOPARD FUNDS INC. INTERNATIONAL EQUITY RESEARCH PORTFOLIO		2.153	2.153
**D FORTUNION COMPANY EMPLOYER BENEFIT MASTER TRUST		61.286	61.286
**D GLOTT SOLUTIONS LLC 401(K) PLAN TRUST		19.566	19.566
**D JOSHUA GREEN CORPORATION		1.082	1.082
**D KONG QY COMMON DAILY STATE INDEX FUND ROK LENDING		90.075	90.075
**D KONGS FOUNDATION		582	582
**D KONGS FOUNDATION QUALIFIED PARTNERSHIP		3.600	3.600
**D KONGS FOUNDATION QUALIFIED PARTNERSHIP		70.228	70.228
**D KONGS FOUNDATION QUALIFIED PARTNERSHIP		18.618	18.618
**D KONGS FOUNDATION QUALIFIED PARTNERSHIP		201.228	201.228
**D KONGS FOUNDATION QUALIFIED PARTNERSHIP		2.369	2.369
**D KONGS FOUNDATION QUALIFIED PARTNERSHIP		600.032	600.032
**D KONGS FOUNDATION QUALIFIED PARTNERSHIP		752	752
**D KONGS FOUNDATION QUALIFIED PARTNERSHIP		21.276	21.276
**D KONGS FOUNDATION QUALIFIED PARTNERSHIP		1.064	1.064
**D KONGS FOUNDATION QUALIFIED PARTNERSHIP		3.417	3.417
**D KONGS FOUNDATION QUALIFIED PARTNERSHIP		859	859
**D KONGS FOUNDATION QUALIFIED PARTNERSHIP		626	626
**D KONGS FOUNDATION QUALIFIED PARTNERSHIP		561	561
**D KONGS FOUNDATION QUALIFIED PARTNERSHIP		571	571
**D KONGS FOUNDATION QUALIFIED PARTNERSHIP		48.975	48.975
**D KONGS FOUNDATION QUALIFIED PARTNERSHIP		71	71
**D KONGS FOUNDATION QUALIFIED PARTNERSHIP		753	753
**D KONGS FOUNDATION QUALIFIED PARTNERSHIP		1.881	1.881
**D KONGS FOUNDATION QUALIFIED PARTNERSHIP		2.354	2.354
**D KONGS FOUNDATION QUALIFIED PARTNERSHIP		2.693	2.693
**D KONGS FOUNDATION QUALIFIED PARTNERSHIP		2.680	2.680
**D KONGS FOUNDATION QUALIFIED PARTNERSHIP		1.077	1.077
**D KONGS FOUNDATION QUALIFIED PARTNERSHIP		7.819	7.819
**D KONGS FOUNDATION QUALIFIED PARTNERSHIP		30.081	30.081
**D KONGS FOUNDATION QUALIFIED PARTNERSHIP		44.859	44.859
**D KONGS FOUNDATION QUALIFIED PARTNERSHIP		62	62
**D KONGS FOUNDATION QUALIFIED PARTNERSHIP		1.205	1.205
**D KONGS FOUNDATION QUALIFIED PARTNERSHIP		6.241	6.241
**D KONGS FOUNDATION QUALIFIED PARTNERSHIP		12.844	12.844
**D KONGS FOUNDATION QUALIFIED PARTNERSHIP		329	329
**D KONGS FOUNDATION QUALIFIED PARTNERSHIP		624	624
**D KONGS FOUNDATION QUALIFIED PARTNERSHIP		53.462	53.462
**D KONGS FOUNDATION QUALIFIED PARTNERSHIP		68.426	68.426
**D KONGS FOUNDATION QUALIFIED PARTNERSHIP		2.346	2.346
**D KONGS FOUNDATION QUALIFIED PARTNERSHIP		94.527	94.527
**D KONGS FOUNDATION QUALIFIED PARTNERSHIP		215.611	215.611
**D KONGS FOUNDATION QUALIFIED PARTNERSHIP		160.409	160.409
**D KONGS FOUNDATION QUALIFIED PARTNERSHIP		3.659	3.659
**D KONGS FOUNDATION QUALIFIED PARTNERSHIP		1.828	1.828
**D KONGS FOUNDATION QUALIFIED PARTNERSHIP		432.471	432.471
**D KONGS FOUNDATION QUALIFIED PARTNERSHIP		969.775	969.775
**D KONGS FOUNDATION QUALIFIED PARTNERSHIP		5.555	5.555



Pagina 23

1 DUE delega alla persona fisica sopra indicata con il numero della scheda magnetica  
 \*\*D delega alla persona fisica sopra indicata con il numero della scheda magnetica  
 RI+ rappresenta la lista sopra indicata con il numero della scheda magnetica

Azionisti: 1.807 Testi: 1.807  
 Azionisti in proprio: 0 Azionisti in delega: 1.807

**OGGETTO. 1. Approvazione del bilancio dell'esercizio 2021 di Fineobank S.p.A. e presentazione del bilancio consolidato FAVOREVOLI**

[illegible]

Azionisti:	1.807	Teste:	1
Azionisti in proprio:	0	Azionisti in delega:	1.807

**TAVREVO LI**

Costome	Tot. Voti	Proprie	Delega
**E MANOMERY COUNTY CONSIDERED REFINED HEALTH BENEFITS TRUST	17,400	0	17,400
**E NACE INVESTMENT SERVICES INC.	1,395	0	1,395
**E NACOMENT COUNTY EMPLOYEES RETIREMENT SYSTEM	38,724	0	38,724
**E SYNERGISTS CC PENSION/SORLING FOR LIGER (PCC)	36,165	0	36,165
**E SUTTER HEALTH MASTER RETIREMENT TRUST	115,800	0	115,800
**E SUPER BENEFIT	86,600	0	86,600
**E UFAI RETIREMENT SYSTEMS	75,763	0	75,763
**E WYOMING RETIREMENT SYSTEM	15,350	0	15,350
**E FISHER INVESTMENTS GLOBAL SMALL CAP L.A.I. TRUST FUND	229,668	0	229,668
**E FORD MOTOR COMPANY OF CANADA LIMITED PENSION TRUST	1,461	0	1,461
**E TWA FOREST INDUSTRY PENSION PLAN 2100	88,500	0	88,500
**E PUBLIC STOCK PENSION INVESTMENT BOARD	171,608	0	171,608
**E TRELLEGA PUBLIC LIMITED COMPANY	1,339,740	0	1,339,740
**E HARTING INVESTMENT FUNDS PLC.	109,900	0	109,900
**E POLAR CAPITAL TRUST PLC	471	0	471
**E SINTS STREIT GLOBAL RETIREMENT CROSS BOLL OF UNIT TRUST	16,035	0	16,035
**E BLACKROCK ALLIANCE INVESTMENT MANAGEMENT CORPORATION	13,292	0	13,292
**E SAVIC NATIONAL DE FARMAS NOTING AS TRUSTEE OF THE FUNDING SCHEME DE PANAMA	411,454	0	411,454
**E ASSET MANAGEMENT EXCHANGE CCF	15,921	0	15,921
**E LIFE CENTRAL AUTHORITY CONTRACTUAL SCHEME	3,007	0	3,007
**E DISTANTIAN RETIREMENT TRUST	86,100	0	86,100
**E LIE JA RECTOR POOL AUTHORIZED CONTRACTUAL SCHEME	321,561	0	321,561
**E BLACKROCK LGTS COF, BLACKROCK ASSET MANAGEMENT IRELAND LIMITED	226,702	0	226,702
**E KESSEVIDS PENSION FUND	88,103	0	88,103
**E COMMUNAL ANSPENSUNSKASZ GJENSIDIG FORSIKUNGSSELSKAP	382,628	0	382,628
**E VERPAP-RENDER KLP NASJUGLOAL INDEX	37,463	0	37,463
**E VERPAP-RENDER KLP NASJUGLOAL INDEX 1	25,343	0	25,343
**E STICHTING REDE-OTETAPRE-CONFENSE VOOR HET LEVENSGEDELINGSRECHT	33,196	0	33,196
**E STICHTING PENSIOENRECHT VOOR HET LEVENSGEDELINGSRECHT	33,151	0	33,151
**E STICHTING VRIJESCHAPENSTREKES VOOR HET SCHOUWENK IN GL.	406,646	0	406,646
**E RUARD AP FOUNDER	20,020	0	20,020
**E NORTHERN TRUST LGTS FOR FUND	3,968	0	3,968
**E CASH COAS INVESTMENTS L.P. C O POINT72	89,401	0	89,401
**E MOORE GLOBAL INVESTMENTS LLC	74,047	0	74,047
**E CREDIT ALLIANCE ASSET MANAGEMENT LLC ON BEHALF OF CE HOLDINGS CC CREDIT SUISSE ASSET MANAGEMENT SUITELAND AG BOTING AG	191,829	0	191,829
**E BNA VIPT STRATEGY MASTER FUND MAPLES CORPACIE SERVICES LIMITED	149,274	0	149,274
**E GIC EUROPEAN LONG SHORT FUND MAPLES CORPACIE SERVICES LIMITED	534	0	534
**E AGR TAX MASTER VIJAL RETURN FUND LLC	548	0	548
**E BELLEVUE FUNDS (LUX) ON ENTERPRISE EUROPE EURO	4,961	0	4,961
**E CHALLENGE FUNDS CHALLENGE FINANCIAL EQUITY FUND	97,445	0	97,445
**E CHALLENGE FUNDS CHALLENGE FINANCIAL EQUITY FUND	674,201	0	674,201
**E J O LINDO CAPITAL MANAGEMENT OPERATING FUND P.O. MANHATTAN	200,000	0	200,000
**E VANTORTER SICAV 3 ALFAA GLOBAL QUALITY ACHIEVERS	65,121	0	65,121
**E VANTORTER FUND VANTORTER GLOBAL EQUITY MULTI FACTOR	25,597	0	25,597
**E VANTORTER INVEST SCHEME GLOBAL INDEX	497	0	497
**E GPC OF GLOBAL BELMONT FUND	22,002	0	22,002
**E GPC OF GLOBAL BELMONT FUND	2,243	0	2,243
**E VANTORTER FUND 11 3 ALFAA BELMONT	45,023	0	45,023
**E VANTORTER FUND 101 VANTORTER GLOBAL EQUITY MULTI FACTOR C O VANTORTER FUND SERVICES AG	53,940	0	53,940
**E VANTORTER FUND 101 VANTORTER GLOBAL EQUITY MULTI FACTOR C O VANTORTER FUND SERVICES AG	379	0	379
**E VANTORTER FUND 101 VANTORTER GLOBAL EQUITY MULTI FACTOR C O VANTORTER FUND SERVICES AG	2,970	0	2,970

Argina 35

DB\* delega alla persona fisica sopra indicata, con il numero della scheda triangolare

«T) deloga alla persona fisica sopra indicata, con il numero della scheda magnetica (votazione effettuata alla postazione associata).

Q.L. rappresenta la legge alla cui base si trova l'idea che il denaro è la base della vita.

## LISTA ESITO DELLE VOTAZIONI

Oggetto: 1. Approvazione del bilancio dell'esercizio 2021 di FineraBank S.p.A. e presentazione del bilancio consolidato

## FAVOREVOLI

Cognome	Tot. Voti	Proporzio	Delega
**0 COGNATI FIRST STATE INVESTMENTS LIMITED...	59.405	0	51.294
**0 JOHN FANCKE WAYBIE TRAMERF TRUST INTERNATIONAL EQUITY INDEX TRUST	22.483	0	27.682
**0 LA LA WORLD ESG SCREENED FUND	9.416	0	9.416
**0 TCH TCH ASSURANCE	63.259	0	65.299
**0 ILLA REINE	2.937	0	2.937
**0 IRISH LIFE ASSURANCE PLC	230.318	0	230.318
**0 ALCON CUSTODY B.V.	193.367	0	193.367
**0 STITCHING PENCORPONES VETARI DE TECHINER IN SERVICES	94.920	0	96.920
**0 STITCHING IN SERVICES	328.387	0	328.384
**0 OLD RUTAL GLOBAL EQUITY FUND UK LIMITED	44.808	0	44.808
**0 STITCHING MY SERVICES MANFANGO K7	56.708	0	56.708
**0 CITIBANK LA JOLIE AS PROLES FOR AS. ISLANDO LEE) ELJOF	294.488	0	294.488
**0 GIC INFESTRY SMALL AND MID CAP STRATEGIC FUND	90.165	0	90.165
**0 MANULIFE GLOBAL FUND	66.718	0	66.718
**0 FANSCO FOND INVESTMENT FUND EUROPE FUND	219.045	0	219.045
**0 TRANSAMERICA AIN INTERNATIONAL ORCA	71.332	0	71.332
**0 CHE MONROE TACED FMD MARKING CO LTD	25.035	0	25.035
**0 SMC II STANDARD LIFE INVESTMENTS	375.384	0	379.384
**0 ABERDEEN STANDARD OTC II ASST EUROPE FX UK INCOME EQUITY FUND	629.967	0	629.967
**0 SLOCHING FORD DECOVIAN	376.204	0	376.204
**0 VAPORAL CORRECT FOR SOCAT SEC FUND	10.975	0	10.975
**0 STANDARD LIFE INVESTMENT COMPANY GLOBAL SHELULA	2.873.605	0	2.873.605
**0 SIA AIN EQUITY INDEX FUND WORLD	17.751	0	17.751
**0 OVERSEASIDE LUX	5.119.818	0	5.119.818
**0 OVERSEASIDE LUX SOLIDITA THREACHOFFIA INVESTMENTS	1.698.924	0	1.698.924
**0 ABERDEEN INVESTMENT FUND LONG	3.357.455	0	3.357.455
**0 TWO SLOMA WORLD CORP FUND	691	0	691
**0 NADAN INTERNATIONAL EQUITY FUND	15.200	0	15.200
**0 SMC RE EX UK SM TO KSCC	35.400	0	35.400
**0 SMC RE EX UK SM TO KSCC	208.397	0	208.394
**0 SMC RE EX UK SM TO KSCC	2.559	0	2.559
**0 KIRKING MONTIFF LIMITED INVESTORFOURSTAR GLOBAL EQUITY (INDEX) TRUST	38.877	0	38.877
**0 LAYVING BANK	9.835	0	9.835
**0 JOHN HANCOCK FUNDS II INTERNATIONAL STOCKS & EQUITY ALLOCATION FUND	141.943	0	141.943
**0 CITIBANK LIMITED AS TRUSTEE OF BLACKROCK PREMIER FUNDS BLACKROCK MORLD EQUITY INDEX FUND	12.028	0	12.028
**0 CITIBANK LIMITED AS TRUSTEE OF BLACKROCK PREMIER FUNDS BLACKROCK MORLD EQUITY INDEX FUND	5.142	0	5.142
**0 CITIBANK LIMITED AS TRUSTEE OF BLACKROCK PREMIER FUNDS BLACKROCK MORLD EQUITY INDEX FUND	25.032	0	25.032
**0 CITIBANK LIMITED AS TRUSTEE OF BLACKROCK PREMIER FUNDS BLACKROCK MORLD EQUITY INDEX FUND	730	0	730
**0 CITIBANK LIMITED AS TRUSTEE OF BLACKROCK PREMIER FUNDS BLACKROCK MORLD EQUITY INDEX FUND	38.865	0	38.865
**0 CITIBANK LIMITED AS TRUSTEE OF BLACKROCK PREMIER FUNDS BLACKROCK MORLD EQUITY INDEX FUND	25.032	0	25.032
**0 CITIBANK LIMITED AS TRUSTEE OF BLACKROCK PREMIER FUNDS BLACKROCK MORLD EQUITY INDEX FUND	383	0	383
**0 CITIBANK LIMITED AS TRUSTEE OF BLACKROCK PREMIER FUNDS BLACKROCK MORLD EQUITY INDEX FUND	3.547	0	3.547
**0 CITIBANK LIMITED AS TRUSTEE OF BLACKROCK PREMIER FUNDS BLACKROCK MORLD EQUITY INDEX FUND	936	0	936
**0 CITIBANK LIMITED AS TRUSTEE OF BLACKROCK PREMIER FUNDS BLACKROCK MORLD EQUITY INDEX FUND	13.048	0	13.048
**0 CITIBANK LIMITED AS TRUSTEE OF BLACKROCK PREMIER FUNDS BLACKROCK MORLD EQUITY INDEX FUND	82.600	0	82.600
**0 CITIBANK LIMITED AS TRUSTEE OF BLACKROCK PREMIER FUNDS BLACKROCK MORLD EQUITY INDEX FUND	112.382	0	112.382
**0 CITIBANK LIMITED AS TRUSTEE OF BLACKROCK PREMIER FUNDS BLACKROCK MORLD EQUITY INDEX FUND	62.961	0	62.961
**0 CITIBANK LIMITED AS TRUSTEE OF BLACKROCK PREMIER FUNDS BLACKROCK MORLD EQUITY INDEX FUND	66	0	66
**0 CITIBANK LIMITED AS TRUSTEE OF BLACKROCK PREMIER FUNDS BLACKROCK MORLD EQUITY INDEX FUND	113	0	113
**0 CITIBANK LIMITED AS TRUSTEE OF BLACKROCK PREMIER FUNDS BLACKROCK MORLD EQUITY INDEX FUND	654.479	0	654.479
**0 CITIBANK LIMITED AS TRUSTEE OF BLACKROCK PREMIER FUNDS BLACKROCK MORLD EQUITY INDEX FUND	1.702.353	0	1.702.353
**0 CITIBANK LIMITED AS TRUSTEE OF BLACKROCK PREMIER FUNDS BLACKROCK MORLD EQUITY INDEX FUND	5.670	0	5.670

Pagina 26

1807 delega alla persona fisica sopra indicata con il numero della scheda magnetica

1807 delega alla persona fisica sopra indicata con il numero della scheda magnetica (estensione effettuata alla postazione assistita)

1807 delega alla persona fisica sopra indicata con il numero della scheda magnetica

Azionisti:

Azionisti in proprio:

1.807

Teste:

0

Azionisti in delega:

LISTA ESITO DELLE VOTAZIONI

Oggetto: **1. Approvazione del bilancio dell'esercizio 2021 di FincoBank S.p.A. e presentazione del bilancio consolidato**  
**FAVOREVOLI**

Cognome	Tot. Voti	Proprio	Delega
**D THE MANUFACTURERS LIFE INSURANCE COMPANY	845.362	0	845.362
**D HENRIE DIVERSIFIED INVESTMENT FUND	98.005	0	98.005
**D CAYMAN DE RETRAITE D'UNION QUEBEC	77.052	0	77.052
**D LEXIAVEST EUROPE FUND AEROMERIT INC	592	0	592
**D GS A INTERNATIONAL FUND	450.020	0	450.020
**D THE EMPIRE LIFE INSURANCE COMPANY	26.491	0	26.491
**D EMPLAS LIFE EMELER MODERATE GROWTH PORTFOLIO	899.399	0	899.399
**D EMPLAS LIFE EMELER GROWTH PORTFOLIO	24.112	0	24.112
**D EMPLAS LIFE EMELER DIVERSIFIED INCOME PORTFOLIO	27.064	0	27.064
**D EMPLAS LIFE EMELER CONSERVATIVE PORTFOLIO	1.945	0	1.945
**D EMPLAS LIFE EMELER BALANCED PORTFOLIO	9.856	0	9.856
**D EMPLAS LIFE EMELER AGGRESSIVE GROWTH PORTFOLIO	17.135	0	17.135
**D THE EMERSON IT FUND	9.958	0	9.958
**D THE KIMBLE FOUNDATION	1.240	0	1.240
**D SENTIN INVESTMENTS UK LIMITED	139.718	0	139.718
**D FRONDING EQUITY MASTER FUND	81.779	0	81.779
**D COOL ALTERNATIVE GLOBAL EQUITY FUND	295.469	0	295.469
**D PAVAGORA ASSET MANAGEMENT INC. DYNAMIC INTERNATIONAL EQU	35	0	35
**D AIL GENESIS IT/WEB	262	0	262
**D AIL GENESIS 2 LIMITED C.G.MARIS CORPORATE SERVICES LIMITED	11.343	0	11.343
**D AIL INVESTMENTS MFC LIMITED	5.291	0	5.291
**D AIL GENESIS 1 LIMITED	33.880	0	33.880
**D AIL GENESIS 3 LIMITED	11.403	0	11.403
**D AIL GENESIS 4 LIMITED	40.663	0	40.663
**D AIL GENESIS 5 LIMITED	147.067	0	147.067
**D AIL GENESIS 6 LIMITED	155.030	0	155.030
**D AIL GENESIS 7 LIMITED	10.823	0	10.823
**D AIL GENESIS 8 LIMITED	4.634	0	4.634
**D AIL GENESIS 9 LIMITED	148.802	0	148.802
**D AIL GENESIS 10 LIMITED	2.581.116	0	2.581.116
**D AIL GENESIS 11 LIMITED	4.739	0	4.739
**D AIL GENESIS 12 LIMITED	3.129.178	0	3.129.178
**D AIL GENESIS 13 LIMITED	348	0	348
**D AIL GENESIS 14 LIMITED	2.432	0	2.432
**D AIL GENESIS 15 LIMITED	886	0	886
**D AIL GENESIS 16 LIMITED	650	0	650
**D AIL GENESIS 17 LIMITED	1.237	0	1.237
**D AIL GENESIS 18 LIMITED	72.300	0	72.300
**D AIL GENESIS 19 LIMITED	16.352	0	16.352
**D AIL GENESIS 20 LIMITED	650	0	650
**D AIL GENESIS 21 LIMITED	1.347	0	1.347
**D AIL GENESIS 22 LIMITED	482.331	0	482.331
**D AIL GENESIS 23 LIMITED	87.110	0	87.110
**D AIL GENESIS 24 LIMITED	394.300	0	394.300
**D AIL GENESIS 25 LIMITED	13.810	0	13.810
**D AIL GENESIS 26 LIMITED	5.950	0	5.950
**D AIL GENESIS 27 LIMITED	129	0	129
**D AIL GENESIS 28 LIMITED	542	0	542
**D AIL GENESIS 29 LIMITED	173	0	173
**D AIL GENESIS 30 LIMITED	656	0	656
**D AIL GENESIS 31 LIMITED	160	0	160
**D AIL GENESIS 32 LIMITED	174.300	0	174.300



Pagina 27  
 Dilegato alla persona sopra indicata qui il numero della scheda magnetica  
 Dilegato alla persona sopra indicata qui il numero della scheda magnetica (votazione effettuata alla postazione assistita)  
 R/L rappresentanza degli azionisti

Azionisti: 1.807  
 Azionisti in proprio: 0  
 Azionisti in delega: 1.807

Tester: 1.807  
 Azionisti in delega: 1.807

LISTA ESITO DELLE VOTAZIONI

Oggetto: 1. Approvazione del bilancio dell'esercizio 2021 di FincoBank S.p.A. e presentazione del bilancio consolidato

FAVOREVOLI

Cognome	Tot. Voti	Proprio	Delega
**D AMENDI ESG SELECTION CONSERVATIVO	7.807	0	7.807
**D AMENDI OBBLIGO RISPARMIO 2022 QUANTO	184	0	184
**D AMENDI ACCUMULAZIONE ITALIA FIP 2023	73.000	0	73.000
**D AMENDI PROGETTO INCOME 2026	3.389	0	3.389
**D AMENDI AMENDI PROGETTO AMONT PROGETTO INCOME 2026	1.907	0	1.907
**D AMENDI PROGETTO INCOME 2026 DUE	3.068	0	3.068
**D AMENDI PROGETTO INCOME 2026	2.365	0	2.365
**D AMENDI PROGETTO INCOME 2026	0.877	0	0.877
**D AMENDI PROGETTO INCOME 2026	3.692	0	3.692
**D AMENDI PROGETTO INCOME 2026	130.800	0	130.800
**D AMENDI PROGETTO INCOME 2026	11.075	0	11.075
**D AMENDI PROGETTO INCOME 2026	6.075	0	6.075
**D AMENDI PROGETTO INCOME 2026	22.042	0	22.042
**D AMENDI PROGETTO INCOME 2026	22.480	0	22.480
**D AMENDI PROGETTO INCOME 2026	43.000	0	43.000
**D AMENDI PROGETTO INCOME 2026	64.510	0	64.510
**D AMENDI PROGETTO INCOME 2026	3.293	0	3.293
**D AMENDI PROGETTO INCOME 2026	520.000	0	520.000
**D AMENDI PROGETTO INCOME 2026	806.956	0	806.956
**D AMENDI PROGETTO INCOME 2026	8.990	0	8.990
**D AMENDI PROGETTO INCOME 2026	31.365	0	31.365
**D AMENDI PROGETTO INCOME 2026	10.034	0	10.034
**D AMENDI PROGETTO INCOME 2026	4.775	0	4.775
**D AMENDI PROGETTO INCOME 2026	7.467	0	7.467
**D AMENDI PROGETTO INCOME 2026	11.474	0	11.474
**D AMENDI PROGETTO INCOME 2026	408	0	408
**D AMENDI PROGETTO INCOME 2026	1.327	0	1.327
**D AMENDI PROGETTO INCOME 2026	15.062	0	15.062
**D AMENDI PROGETTO INCOME 2026	4.636	0	4.636
**D AMENDI PROGETTO INCOME 2026	14.029	0	14.029
**D AMENDI PROGETTO INCOME 2026	42.101	0	42.101
**D AMENDI PROGETTO INCOME 2026	26.348	0	26.348
**D AMENDI PROGETTO INCOME 2026	58.041	0	58.041
**D AMENDI PROGETTO INCOME 2026	26.147	0	26.147
**D AMENDI PROGETTO INCOME 2026	525.000	0	525.000
**D AMENDI PROGETTO INCOME 2026	233	0	233
**D AMENDI PROGETTO INCOME 2026	2.532	0	2.532
**D AMENDI PROGETTO INCOME 2026	108	0	108
**D AMENDI PROGETTO INCOME 2026	2.442	0	2.442
**D AMENDI PROGETTO INCOME 2026	494	0	494
**D AMENDI PROGETTO INCOME 2026	1.093	0	1.093
**D AMENDI PROGETTO INCOME 2026	233.762	0	233.762
**D AMENDI PROGETTO INCOME 2026	48.304	0	48.304
**D AMENDI PROGETTO INCOME 2026	21.122	0	21.122
**D AMENDI PROGETTO INCOME 2026	44.087	0	44.087
**D AMENDI PROGETTO INCOME 2026	11.367	0	11.367
**D AMENDI PROGETTO INCOME 2026	741.666	0	741.666
**D AMENDI PROGETTO INCOME 2026	3.967	0	3.967
**D AMENDI PROGETTO INCOME 2026	88.967	0	88.967
**D AMENDI PROGETTO INCOME 2026	305.686	0	305.686
**D AMENDI PROGETTO INCOME 2026	1.324.971	0	1.324.971
**D AMENDI PROGETTO INCOME 2026	9.626	0	9.626

Pagina 28

\*\*D delega alla persona fisica sopra indicata con il numero della scheda magnetica  
\*\*D delega alla persona fisica sopra indicata con il numero della scheda magnetica (cliccazione effettuata alla postazione assistita)  
N.B. l'azionista legittimato a votare deve indicare con il numero della scheda magnetica

Azionisti: 1.807  
Azionisti in proprio: 0  
Azionisti in delega: 1.807  
Totale: 1.807

## LISTA ESITO DELLE VOTAZIONI

Oggetto: 1. Approvazione del bilancio dell'esercizio 2021 di FincoBank S.p.A. e presentazione del bilancio consolidato  
FAVOREVOLI

Cognome	Tot. Voti	Prospicio	Delega
**C CROCIERA EQUITIES - FMC INNOVATION	100.946	0	100.946
**C CROCIERA EQUITIES - FMC INNOVATION	21.129	0	21.129
**C CROCIERA EQUITIES - FMC INNOVATION	2.644.255	0	2.644.255
**C CROCIERA EQUITIES - FMC INNOVATION	614.997	0	614.997
**C CROCIERA EQUITIES - FMC INNOVATION	313.161	0	313.161
**C CROCIERA EQUITIES - FMC INNOVATION	21.461	0	21.461
**C CROCIERA EQUITIES - FMC INNOVATION	2.652	0	2.652
**C CROCIERA EQUITIES - FMC INNOVATION	9.889	0	9.889
**C CROCIERA EQUITIES - FMC INNOVATION	54.090	0	54.090
**C CROCIERA EQUITIES - FMC INNOVATION	1.774.041	0	1.774.041
**C CROCIERA EQUITIES - FMC INNOVATION	322.660	0	322.660
**C CROCIERA EQUITIES - FMC INNOVATION	706.927	0	706.927
**C CROCIERA EQUITIES - FMC INNOVATION	1.636	0	1.636
**C CROCIERA EQUITIES - FMC INNOVATION	44.959	0	44.959
**C CROCIERA EQUITIES - FMC INNOVATION	106.897	0	106.897
**C CROCIERA EQUITIES - FMC INNOVATION	30.000	0	30.000
**C CROCIERA EQUITIES - FMC INNOVATION	6.600	0	6.600
**C CROCIERA EQUITIES - FMC INNOVATION	23.318	0	23.318
**C CROCIERA EQUITIES - FMC INNOVATION	76.613	0	76.613
**C CROCIERA EQUITIES - FMC INNOVATION	165.000	0	165.000
**C CROCIERA EQUITIES - FMC INNOVATION	74.060	0	74.060
**C CROCIERA EQUITIES - FMC INNOVATION	12.385	0	12.385
**C CROCIERA EQUITIES - FMC INNOVATION	16.903	0	16.903
**C CROCIERA EQUITIES - FMC INNOVATION	53.386	0	53.386
**C CROCIERA EQUITIES - FMC INNOVATION	265.366	0	265.366
**C CROCIERA EQUITIES - FMC INNOVATION	340.000	0	340.000
**C CROCIERA EQUITIES - FMC INNOVATION	11.240	0	11.240
**C CROCIERA EQUITIES - FMC INNOVATION	132.651	0	132.651
**C CROCIERA EQUITIES - FMC INNOVATION	340.000	0	340.000
**C CROCIERA EQUITIES - FMC INNOVATION	11.568	0	11.568
**C CROCIERA EQUITIES - FMC INNOVATION	27.106	0	27.106
**C CROCIERA EQUITIES - FMC INNOVATION	28.809	0	28.809
**C CROCIERA EQUITIES - FMC INNOVATION	65.273	0	65.273
**C CROCIERA EQUITIES - FMC INNOVATION	26.020	0	26.020
**C CROCIERA EQUITIES - FMC INNOVATION	183.115	0	183.115
**C CROCIERA EQUITIES - FMC INNOVATION	18.391	0	18.391
**C CROCIERA EQUITIES - FMC INNOVATION	17.523	0	17.523
**C CROCIERA EQUITIES - FMC INNOVATION	196.961	0	196.961
**C CROCIERA EQUITIES - FMC INNOVATION	77.330	0	77.330
**C CROCIERA EQUITIES - FMC INNOVATION	20.600	0	20.600
**C CROCIERA EQUITIES - FMC INNOVATION	9.460	0	9.460
**C CROCIERA EQUITIES - FMC INNOVATION	5.960	0	5.960
**C CROCIERA EQUITIES - FMC INNOVATION	34.833	0	34.833
**C CROCIERA EQUITIES - FMC INNOVATION	8.056	0	8.056
**C CROCIERA EQUITIES - FMC INNOVATION	111.683	0	111.683
**C CROCIERA EQUITIES - FMC INNOVATION	11.661	0	11.661
**C CROCIERA EQUITIES - FMC INNOVATION	60.884	0	60.884
**C CROCIERA EQUITIES - FMC INNOVATION	121.153	0	121.153
**C CROCIERA EQUITIES - FMC INNOVATION	72.000	0	72.000
**C CROCIERA EQUITIES - FMC INNOVATION	21.068	0	21.068
**C CROCIERA EQUITIES - FMC INNOVATION	5.562	0	5.562
**C CROCIERA EQUITIES - FMC INNOVATION	1.613	0	1.613



Pagina 29

1 1.807  
1.807  
1.807

Amministratori: 1.807  
Azionisti in proprio: 0  
Azionisti in delega: 0

1.807 delega alla persona fisica sopra indicata con il numero della scheda magnetica

1.807 delega alla persona fisica sopra indicata con il numero della scheda magnetica (votazione effettuata alla postazione associata)

1.807 delega alla persona fisica sopra indicata con il numero della scheda magnetica

## LISTA ESITO DELLE VOTAZIONI

Oggetto: 1. Approvazione del bilancio dell'esercizio 2021 di FincoBank S.p.A. e presentazione del bilancio consolidato  
FAVORINVOLI

Cognome	Proprio	Delega
**D GLOIN, GOTTI ROSSO RRS	7.796	1.256
**D E GAVIANO AZIONE EURO	35.879	55.579
**D ARCOO QUANT 2	157.906	157.906
**D AR ACTIONS 3 VIK VO*	9.963	9.963
**D CROCODR 95 (ACTION EURO)	13.124	18.714
**D AERO ACTIONS (ACTION EURO)	73.551	73.551
**D EL PROVOVANCE (ACTIONS EUROPE)	21.039	21.039
**D PEP PEP (ACTIONS EUROPE)	12.557	17.887
**D EC CARPENO (ACTIONS EURO)	38.809	56.899
**D FORESEE FRELL SC ACTIONS EUR	236.594	236.594
**D CASAP DIVERSIFIC ACTION EURO	30.819	35.519
**D TOPANERGHES DIVERSIFIE EQUILIBR ET SOLIDARIT	21.817	21.817
**D ALELAS VIE OPPORTUNITES	30.217	30.217
**D KONGELAS	31.573	31.573
**D ELAYOND EURO SUSTAINABLE M'VOLI	38.435	58.445
**D AISC EURO SMALL & MID CAP	143.835	143.835
**D AISC EURO FHE	123.499	123.499
**D ASSURDIX	113.879	113.879
**D ANKOL ACTIONS EUROPE TER	1.771	7.771
**D RYKOT RY FRA S P 500 UTILS E	2.100.000	2.100.000
**D GOURAMA AVERIE EURO	2.652.881	4.682.981
**D BET EURO FUTUR USA	21.500	21.500
**D TOGNETTE CROISEURER EURO LS	903.637	903.637
**D ANKOL MCE WORLD C'NAT PARIS AL.P.UE	917	917
**D CTR ETIMER ACE POORE COR	1.700.853	1.700.853
**D ANKOL VIOGANT TART RENDEMENT	22.809	22.809
**D ANKOL ACTIONS ASIS SMART	1.401	1.401
**D ANKOL DARTINGINE	58.409	58.409
**D ANKOL ACTIONS PRL	423.364	423.364
**D ANKOL ACTIONS PRL	313	313
**D ANKOL STANFELS ACTIONS EUROPE RISK FACTORY	47.915	47.915
**D GROUPANA EUROPE EQUITIES	9.086	9.086
**D ANKOL TRANSMIGLION AIRMOORE	217.646	217.646
**D RYKOT EQUITY EURO CONSERVAT.V	45.377	45.377
**D CTR EUROPE FRENCH ESC	120.000	120.000
**D RICHENEL PRAMA EUROPE	6.438	6.438
**D RICHENEL C'NAT INNOVATION	64.319	64.319
**D RICHENEL PROST VS ACTIONS	705.136	705.136
**D UNCA GAL EURO QUALITY	142.430	142.430
**D CTR ASSET EUROPE CAMERLAV	36.000	36.000
**D ECOFI AVENTA FIDIS	29.300	29.300
**D ECOFI ACTIONS RENDEMENT EURO	75.110	75.110
**D EUR SICAV - EQUITY EURO SOVAT	111.010	111.010
**D EUR SICAV - EUROPE FINANCE	574.646	574.646
**D EUR SICAV - EURO SUSTAINABLE EQUITY	11.700	11.700
**D COLLIER	51.806	51.806
**D FRYONT DE ROFFERTIO ASSET FAVORABLEMENT (EURAB)	4.492	4.492
**D VALLIERES CASSENO 2	40.650	40.650
**D SMURDINI 2 TOP	633.315	633.315
**D AME EURO FUNDS	31.377	31.377
**D TOTAL INTERNATIONAL SA U.S. OVER VAG'ER PORTFOLIO OF VAG'ER INV	20.006	20.006
**D RICHARD A. CHAUFELZ ADVANCEABLE TRUST	315.487	315.487
**D ISIDRES MSC RATE INTERNATIONAL INDEX FUND		

Pagina 30

1 018° delega alla persona fisica unica indicata con il numero della scheda magnetica  
1.807 019° delega alla persona fisica sopra indicata con il numero della scheda magnetica (velazione all'azienda assistita)  
1.807 31° rappresentanza legale alla persona fisica sopra indicata con il numero della scheda magnetica

Azionisti: 1.807 1esie:  
Azionisti in proprio: 0 Azionisti in delega:

# LISTA ESITO DELLE VOTAZIONI

Oggetto: 1. Approvazione del bilancio dell'esercizio 2021 di FinecoBank S.p.A. e presentazione del bilancio consolidato  
FAVOREVOLI

Codice	Titolo	Proprio	Delega
**D ISHARES MSCI ACWI ETF	103.952	0	153.352
**D ISHARES MSCI ACWI EX U.S. ETF	95.383	0	95.383
**D ISHARES GLOBAL FINANCIALS ETF	89.181	0	89.181
**D SPARS MSCI FINANCIALS ETF	747.965	0	747.965
**D ISHARES EUROPE 500	117.603	0	117.603
**D SPARS MSCI TAFE GROWTH ETF	860.184	0	860.184
**D ISHARES MSCI EAFE ETF	2.011.560	0	2.011.560
**D SPARS MSCI EAFE ETF	2.072	0	2.072
**D ISHARES MSCI EUROPE 500	517.411	0	517.411
**D SPARS MSCI EUROPE 500	632.453	0	632.453
**D ISHARES ESG MSCI BLN VOL EAFS EIF	816.026	0	816.026
**D ISHARES ESG ADVANCED MSCI EAFS EIF	25.380	0	25.380
**D SPARS MSCI EUROPE 500	255.630	0	255.630
**D ISHARES ESG MSCI ENVIL QUALITY FACTOR ETF	519.076	0	519.076
**D ISHARES MSCI ENVIL SLR EAFS EIF	726	0	726
**D ISHARES MSCI WORLD EIF	21.457	0	21.457
**D SPARS MSCI WORLD EIF	3.212.369	0	3.212.369
**D ISHARES CORE MSCI TOTAL INTERNATIONAL STOCK ETF	491.479	0	491.479
**D SPARS CORE MSCI TOTAL INTERNATIONAL STOCK ETF	206.903	0	206.903
**D ISHARES ESG ADVANCED MSCI EAFS EIF	4.846	0	4.846
**D SPARS MSCI EAFS EIF	142.162	0	142.162
**D ISHARES MSCI EAFS EIF	1.418	0	1.418
**D SPARS MSCI EAFS EIF	621.339	0	621.339
**D ISHARES MSCI EAFS EIF	714	0	714
**D SPARS MSCI EAFS EIF	133.407	0	133.407
**D ISHARES MSCI EAFS EIF	1.872	0	1.872
**D SPARS MSCI EAFS EIF	2.133	0	2.133
**D ISHARES MSCI EAFS EIF	1.584.269	0	1.584.269
**D SPARS MSCI EAFS EIF	63.647	0	63.647
**D ISHARES MSCI EAFS EIF	2.007	0	2.007
**D SPARS MSCI EAFS EIF	61.683	0	61.683
**D ISHARES MSCI EAFS EIF	966	0	966
**D SPARS MSCI EAFS EIF	133.945	0	133.945
**D ISHARES MSCI EAFS EIF	132.550	0	132.550
**D SPARS MSCI EAFS EIF	4.377	0	4.377
**D ISHARES MSCI EAFS EIF	5.898	0	5.898
**D SPARS MSCI EAFS EIF	12.456	0	12.456
**D ISHARES MSCI EAFS EIF	5.603	0	5.603
**D SPARS MSCI EAFS EIF	6.719	0	6.719
**D ISHARES MSCI EAFS EIF	556.080	0	556.080
**D SPARS MSCI EAFS EIF	632.422	0	632.422
**D ISHARES MSCI EAFS EIF	51.128	0	51.128
**D SPARS MSCI EAFS EIF	747.680	0	747.680
**D ISHARES MSCI EAFS EIF	314.328	0	314.328
**D SPARS MSCI EAFS EIF	697.007	0	697.007
**D ISHARES MSCI EAFS EIF	1.020.098	0	1.020.098
**D SPARS MSCI EAFS EIF	585	0	585
**D ISHARES MSCI EAFS EIF	2.485.181	0	2.485.181



Pagina 31

DE\* delega all'assemblea (colore verde indica con i numeri delle schede magnetiche)  
\*\*D delega al personale fisico (colore rosso indica con il numero della scheda magnetica) (votazione effettuata alla presidenza esistente)  
PR\* rappresenta l'ipotesi di delega (colore verde indica con il numero della scheda magnetica)

1.807 Teste:  
1.807 Azionisti in delega:  
0 Azionisti in proprio:

FAVORABLE

Azionisti:	1.807	Teste:	1	Pagina 32	210* delega alla persona fisica indicata con il numero che si trova subito a fianco
Azionisti in proprio:	0	Azionisti in delega:	1.807		***) delega alla persona fisica sopra indicata con il numero della scheda magnetica (testamento effettuato alla postuma assente)
					31.12.2007) con la quale si è provveduto a indicare la persona fisica indicata con il numero della scheda magnetica

**TAVOREVOLI**

Company	Tot. Voti	Progriso
*** NU VST AM GLOBAL RISK ALLOCATION/MODERATE PORTFOLIO	6.10	0
*** JOHN HANCOCK LIFE AND HEALTH INSURANCE COMPANY	34.089	0
*** THE MASTER INVEST BANK OF JAPAN LTD RE ALLOCATE FOREIGN EQUITY INDEX MOTIV FUND	16.530	0
*** CONCORDING STRATEGIC SOLUTIONS GLOB AL EQUITY LLC	23.669	0
*** TRV AS (IN) PLUS PLAN TRUST	22.371	0
*** GOLDMAN SACHS TRUST GOLDMAN SACHS GLOBAL MANAGED BETA FUND	1.688	0
*** AB VANGUARD PRODUCTS S&P 500 FUND "M" AB DYNAMIC ASSET AL LOCATION PORTFOLIO	1.800	0
*** ALLIANCE GLOBAL INVESTMENTS CASH FOR ALLIANCE "FONDS SFC MASTER	2.020	0
*** INTERNATIONAL MONETARY FUND	33.373	0
*** MFS HENRIKING TRUST COMPANY COLLECTIVE INVESTMENT TRUST	24.035	0
*** UNIVERSAL INVESTMENT SERVICES FUND "M" AB DYNAMIC ASSET AL LOCATION PORTFOLIO	27.403	0
*** JPMORGAN CHASE & CO. INVESTMENT SERVICES FUND FOR ENTREPRENEURS	304.711	0
*** UNIVERSITY INVESTMENTS TGV FOR MEXICO	69.748	0
*** FIDELITY SULLAND STRATEGIC TRUST II STRATEGIC ROW "L" LITALLY INT FUND	946.174	0
*** NEW ENGLAND TRANSFERS AND PACKING INDUSTRY PENSION PLAN	19.176	0
*** INVEST CAPITAL MANAGEMENT SERVICES FUND FOR PRIVATE EQUITY INVESTORS	18.000	0
*** UNIVERSAL INVESTMENT SERVICES FUND FOR ENTREPRENEURS	54.425	0
*** FIDELITY CAPITAL INVESTMENT SERVICES FUND FOR ENTREPRENEURS	265.034	0
*** FIDELITY CAPITAL INVESTMENT SERVICES FUND FOR ENTREPRENEURS	639	0
*** FIDELITY CAPITAL INVESTMENT SERVICES FUND FOR ENTREPRENEURS	4.305.000	0
*** FIDELITY CAPITAL INVESTMENT SERVICES FUND FOR ENTREPRENEURS	11.400	0
*** FIDELITY CAPITAL INVESTMENT SERVICES FUND FOR ENTREPRENEURS	4.330.000	0
*** FIDELITY CAPITAL INVESTMENT SERVICES FUND FOR ENTREPRENEURS	11.614	0
*** FIDELITY CAPITAL INVESTMENT SERVICES FUND FOR ENTREPRENEURS	159.040	0
*** FIDELITY CAPITAL INVESTMENT SERVICES FUND FOR ENTREPRENEURS	68.807	0
*** FIDELITY CAPITAL INVESTMENT SERVICES FUND FOR ENTREPRENEURS	2.146	0
*** FIDELITY CAPITAL INVESTMENT SERVICES FUND FOR ENTREPRENEURS	30.234	0
*** FIDELITY CAPITAL INVESTMENT SERVICES FUND FOR ENTREPRENEURS	873.529	0
*** FIDELITY CAPITAL INVESTMENT SERVICES FUND FOR ENTREPRENEURS	32.833	0
*** FIDELITY CAPITAL INVESTMENT SERVICES FUND FOR ENTREPRENEURS	1.425	0
*** FIDELITY CAPITAL INVESTMENT SERVICES FUND FOR ENTREPRENEURS	344	0
*** FIDELITY CAPITAL INVESTMENT SERVICES FUND FOR ENTREPRENEURS	696	0
*** FIDELITY CAPITAL INVESTMENT SERVICES FUND FOR ENTREPRENEURS	34.431	0
*** FIDELITY CAPITAL INVESTMENT SERVICES FUND FOR ENTREPRENEURS	17.353	0
*** FIDELITY CAPITAL INVESTMENT SERVICES FUND FOR ENTREPRENEURS	24.786	0
*** FIDELITY CAPITAL INVESTMENT SERVICES FUND FOR ENTREPRENEURS	26.788	0
*** FIDELITY CAPITAL INVESTMENT SERVICES FUND FOR ENTREPRENEURS	4.415.981	0
*** FIDELITY CAPITAL INVESTMENT SERVICES FUND FOR ENTREPRENEURS	831.953	0
*** FIDELITY CAPITAL INVESTMENT SERVICES FUND FOR ENTREPRENEURS	217.820	0
*** FIDELITY CAPITAL INVESTMENT SERVICES FUND FOR ENTREPRENEURS	2.419.042	0
*** FIDELITY CAPITAL INVESTMENT SERVICES FUND FOR ENTREPRENEURS	6.208	0
*** FIDELITY CAPITAL INVESTMENT SERVICES FUND FOR ENTREPRENEURS	21.830	0
*** FIDELITY CAPITAL INVESTMENT SERVICES FUND FOR ENTREPRENEURS	297.269	0
*** FIDELITY CAPITAL INVESTMENT SERVICES FUND FOR ENTREPRENEURS	40.902	0
*** FIDELITY CAPITAL INVESTMENT SERVICES FUND FOR ENTREPRENEURS	20.284	0
*** FIDELITY CAPITAL INVESTMENT SERVICES FUND FOR ENTREPRENEURS	16.059	0
*** FIDELITY CAPITAL INVESTMENT SERVICES FUND FOR ENTREPRENEURS	369.359	0
*** FIDELITY CAPITAL INVESTMENT SERVICES FUND FOR ENTREPRENEURS	22.804	0
*** FIDELITY CAPITAL INVESTMENT SERVICES FUND FOR ENTREPRENEURS	214.23	0
*** FIDELITY CAPITAL INVESTMENT SERVICES FUND FOR ENTREPRENEURS	22.356	0
*** FIDELITY CAPITAL INVESTMENT SERVICES FUND FOR ENTREPRENEURS	29.354	0
*** FIDELITY CAPITAL INVESTMENT SERVICES FUND FOR ENTREPRENEURS	940.094	0
*** FIDELITY CAPITAL INVESTMENT SERVICES FUND FOR ENTREPRENEURS	125.555	0

DE\* delega alla presidenza fisica: super indicate con il numero della società magnetica

777) delega alla persona fisica sopra indicata con il numero della scheda magnetica (votazione effettuata alla postazione associata)

... il numero della scheda magnetica

Azionisti: 1.807 Tesic: 1

Azionisti in proprio:	0	Azionisti in delega:	1.807
-----------------------	---	----------------------	-------

Azionisti in delega:

## LISTA ESTO DELLE VOGLIAZIONI.

Oggetto: 1. Approvazione del bilancio dell'esercizio 2021 di FincoBank S.p.A. e presentazione del bilancio consolidato  
**RAVOREVOLI**

Codice	Nome	Proprio	Delega
**D	WILLIAMSON COLLECTIVE INVESTMENT FUNDS TRUST II	39.841	39.841
**D	WILLIAMSON STATE INVESTMENT FUND	182.266	182.266
**D	WILLIAMSON STATE INVESTMENT FUND	4.236	4.236
**D	WILLIAMSON STATE INVESTMENT FUND	70.374	70.374
**D	WILLIAMSON STATE INVESTMENT FUND	32.303	32.303
**D	WILLIAMSON STATE INVESTMENT FUND	3.678.000	3.678.000
**D	WILLIAMSON STATE INVESTMENT FUND	10.386	10.386
**D	WILLIAMSON STATE INVESTMENT FUND	59.466	59.466
**D	WILLIAMSON STATE INVESTMENT FUND	7.220	7.220
**D	WILLIAMSON STATE INVESTMENT FUND	8.209	8.209
**D	WILLIAMSON STATE INVESTMENT FUND	45.727	45.727
**D	WILLIAMSON STATE INVESTMENT FUND	13.659	13.659
**D	WILLIAMSON STATE INVESTMENT FUND	3.974	3.974
**D	WILLIAMSON STATE INVESTMENT FUND	3.938.812	3.938.812
**D	WILLIAMSON STATE INVESTMENT FUND	436.471	436.471
**D	WILLIAMSON STATE INVESTMENT FUND	2.072.301	2.072.301
**D	WILLIAMSON STATE INVESTMENT FUND	5.264	5.264
**D	WILLIAMSON STATE INVESTMENT FUND	45.130	45.130
**D	WILLIAMSON STATE INVESTMENT FUND	236.957	236.957
**D	WILLIAMSON STATE INVESTMENT FUND	62.762	62.762
**D	WILLIAMSON STATE INVESTMENT FUND	37.859	37.859
**D	WILLIAMSON STATE INVESTMENT FUND	81.171	81.171
**D	WILLIAMSON STATE INVESTMENT FUND	362	362
**D	WILLIAMSON STATE INVESTMENT FUND	3.766.022	3.766.022
**D	WILLIAMSON STATE INVESTMENT FUND	36.948	36.948
**D	WILLIAMSON STATE INVESTMENT FUND	1.075	1.075
**D	WILLIAMSON STATE INVESTMENT FUND	3.626	3.626
**D	WILLIAMSON STATE INVESTMENT FUND	3.476	3.476
**D	WILLIAMSON STATE INVESTMENT FUND	3.339	3.339
**D	WILLIAMSON STATE INVESTMENT FUND	25.781	25.781
**D	WILLIAMSON STATE INVESTMENT FUND	949	949
**D	WILLIAMSON STATE INVESTMENT FUND	39.217	39.217
**D	WILLIAMSON STATE INVESTMENT FUND	48.183	48.183
**D	WILLIAMSON STATE INVESTMENT FUND	4.973	4.973
**D	WILLIAMSON STATE INVESTMENT FUND	2.560	2.560
**D	WILLIAMSON STATE INVESTMENT FUND	4.873	4.873
**D	WILLIAMSON STATE INVESTMENT FUND	11.411	11.411
**D	WILLIAMSON STATE INVESTMENT FUND	40.219	40.219
**D	WILLIAMSON STATE INVESTMENT FUND	28.588	28.588
**D	WILLIAMSON STATE INVESTMENT FUND	38.045	38.045
**D	WILLIAMSON STATE INVESTMENT FUND	5.996	5.996
**D	WILLIAMSON STATE INVESTMENT FUND	7.174	7.174
**D	WILLIAMSON STATE INVESTMENT FUND	5.300	5.300
**D	WILLIAMSON STATE INVESTMENT FUND	90.908	90.908
**D	WILLIAMSON STATE INVESTMENT FUND	664	664
**D	WILLIAMSON STATE INVESTMENT FUND	2.552	2.552
**D	WILLIAMSON STATE INVESTMENT FUND	24.493	24.493
**D	WILLIAMSON STATE INVESTMENT FUND	1.765	1.765
**D	WILLIAMSON STATE INVESTMENT FUND	5.743	5.743
**D	WILLIAMSON STATE INVESTMENT FUND	124.541	124.541
**D	WILLIAMSON STATE INVESTMENT FUND	358.389	358.389
**D	WILLIAMSON STATE INVESTMENT FUND	8.163	8.163
**D	WILLIAMSON STATE INVESTMENT FUND	39.684	39.684

Pagina 34

Dati delega alla persona fisica sopra indicata con il numero della scheda magnetica

Dati delega alla persona fisica sopra indicata con il numero della scheda magnetica (valore effettivo alla data di emissione)

RL: rappresentazione grafica della persona fisica sopra indicata con il numero della scheda magnetica

Azionisti:  
 Azionisti in proprio: 1.807 Teste:  
 Azionisti in delega: 0

## LISTA ESITO DELLE VOTAZIONI

Oggetto: 1. Approvazione del bilancio dell'esercizio 2021 di FincoBank S.p.A. e presentazione del bilancio consolidato

## FAVOREVOLI

Cognome	Vol. voti	Proprio	Delega
**J JANE TART INVESTS TR FID 12 6 51 FOC AITN GRAY LOMBARD	2.257	0	2.257
**J JUSSELL INVESTMENTS CORP/ON CONTRACTUAL FUND	32.891	0	32.891
**J ACRES INTERNATIONAL EQUITY FUND	29.947	0	29.947
**J TALCOT RESOLUTION LIFE INSURANCE COMPANY	5.361	0	5.361
**D NORTHERN GERMAN PENSION HIGHLIGHTS	1.301.625	0	1.301.625
**D COMPASS BALANCED GROWTH PORTFOLIO	154.607	0	154.607
**D COMPASS MAXIMUM GROWTH PORTFOLIO	91.676	0	91.676
**D COMPASS INVESTMENT COMPANY PLC	29.201	0	29.201
**D COMPASS CONSERVATIVE PORTFOLIO	23.101	0	23.101
**D COMPASS BALANCED PORTFOLIO	40.352	0	40.352
**D COMPASS BALANCED PORTFOLIO	177.144	0	177.144
**D COMPASS BALANCED PORTFOLIO	209.324	0	209.324
**D MONTANA BOARD OF INVESTMENTS	343.915	0	343.915
**D MONTANA STATE INVESTMENT SYSTEM	14.073	0	14.073
**J LOUREL HARTIN CORPORATION DEFINED CONTRIBUTION PLANE MASTER TR	93.588	0	93.588
**J WAGER INC EFFECTIVE TANGIBLE FUND	214.000	0	214.000
**J WAGER INTERNATIONAL EQUITY FUND	5.489.795	0	5.489.795
**D WAGER INTERNATIONAL EQUITY FUND	1.862.939	0	1.862.939
**D WAGER INTERNATIONAL EQUITY FUND	326.933	0	326.933
**D WAGER INTERNATIONAL EQUITY FUND	2.735	0	2.735
**D WAGER INTERNATIONAL EQUITY FUND	323.280	0	323.280
**D WAGER INTERNATIONAL EQUITY FUND	27.945	0	27.945
**D WAGER INTERNATIONAL EQUITY FUND	21.866	0	21.866
**D WAGER INTERNATIONAL EQUITY FUND	14.030	0	14.030
**D WAGER INTERNATIONAL EQUITY FUND	754.364	0	754.364
**D WAGER INTERNATIONAL EQUITY FUND	513.376	0	513.376
**D WAGER INTERNATIONAL EQUITY FUND	79.204	0	79.204
**D WAGER INTERNATIONAL EQUITY FUND	10.628	0	10.628
**D WAGER INTERNATIONAL EQUITY FUND	60.258	0	60.258
**D WAGER INTERNATIONAL EQUITY FUND	809	0	809
**D WAGER INTERNATIONAL EQUITY FUND	4.020	0	4.020
**D WAGER INTERNATIONAL EQUITY FUND	134.727	0	134.727
**D WAGER INTERNATIONAL EQUITY FUND	73.930	0	73.930
**D WAGER INTERNATIONAL EQUITY FUND	108.256	0	108.256
**D WAGER INTERNATIONAL EQUITY FUND	10.895	0	10.895
**D WAGER INTERNATIONAL EQUITY FUND	95.472	0	95.472
**D WAGER INTERNATIONAL EQUITY FUND	160.718	0	160.718
**D WAGER INTERNATIONAL EQUITY FUND	19.330	0	19.330
**D WAGER INTERNATIONAL EQUITY FUND	1.630.597	0	1.630.597
**D WAGER INTERNATIONAL EQUITY FUND	936.462	0	936.462
**D WAGER INTERNATIONAL EQUITY FUND	3.352	0	3.352
**D WAGER INTERNATIONAL EQUITY FUND	9.921	0	9.921
**D WAGER INTERNATIONAL EQUITY FUND	4.636	0	4.636
**D WAGER INTERNATIONAL EQUITY FUND	37.949	0	37.949
**D WAGER INTERNATIONAL EQUITY FUND	1.934.330	0	1.934.330
**D WAGER INTERNATIONAL EQUITY FUND	92.405	0	92.405
**D WAGER INTERNATIONAL EQUITY FUND	10.617	0	10.617
**D WAGER INTERNATIONAL EQUITY FUND	72.324	0	72.324
**D WAGER INTERNATIONAL EQUITY FUND	755	0	755
**D WAGER INTERNATIONAL EQUITY FUND	57.390	0	57.390
**D WAGER INTERNATIONAL EQUITY FUND	37.288	0	37.288
**D WAGER INTERNATIONAL EQUITY FUND	1.397	0	1.397



Pagina 35

1.807 \*D delega alla persona fisica sopra indicata con il numero dell'elenco magnetico

Azionisti: 1.807 Teste: 0 Azionisti in delega:

1.807 \*D delega alla persona fisica sopra indicata con il numero della scheda magnetica (votazione effettuata alla postazione assistita)

R18 \*D delega alla persona fisica sopra indicata con il numero della scheda magnetica

LISTA ESITO DELLE VOTAZIONI

Oggetto: 1. Approvazione del bilancio dell'esercizio 2021 di FincoBank S.p.A. e presentazione del bilancio consolidato  
FAVOREVOLI

Cognome	Tot. Voti	Proprio	Delega
**D JMI GFA INTERNATIONAL CORE EQUITY FUND	4.137	0	4.137
**D SUMERICA SERIES TRUST SA JON DIVERSIFIED BALANCED PORTFOLIO	1.416	0	1.416
**D SM NEXT SAFE INTERNATIONAL INDEX FUND	4.298	0	4.298
**D TRANSERICA INTERNATIONAL EQUITY INDEX VP	2.872	0	2.872
**D JAL NOLAN MSC WORLD INDEX FUND	4.104	0	4.104
**D FARMERLINE BALANCED GROWTH PORTFOLIO	11.523	0	11.523
**D FARMERLINE EQUITY GROWTH SCIENTIFIC	12.656	0	12.656
**D FIRST CATCH OF CHIEF SCIENTIFIC	738	0	738
**D TRANSERICA MORGAN SPAINLY GLOBAL ALLOCATION VF	7.841	0	7.841
**D MILLIAV SLATA INSTITUTIONAL INTERNATIONAL GROWTH FUND	257.636	0	257.636
**D MILLIAV SLATA COLLECTIVE INVESTMENT TRUST	216.564	0	216.564
**D FARMERLINE BALANCED INCOME PORTFOLIO	1.442	0	1.442
**D FARMERLINE BALANCED PORTFOLIO	8.689	0	8.689
**D SCOTIA INTERNATIONAL EQUITY INDEX TRACKER FOF	6.139	0	6.139
**D SCOTIA RESPONSIBLE INVESTING INTERNATIONAL EQUITY INDEX SLA	562	0	562
**D MILLIAV SLATA INTERNATIONAL GROWTH FUND	421.806	0	421.806
**D AMERICAN FUNDS INSURANCE SEASONAL GROWTH FUND	893.000	0	893.000
**D AMERICAN FUNDS INSURANCE STRATEGICAL GROWTH AND LOCAL FUND	134.386	0	134.386
**D AMERICAN FUNDS INSURANCE SENIORITY GROWTH AND INCOME FUND	34.978	0	34.978
**D FARMERLINE BALANCED INCOME PORTFOLIO	533	0	533
**D FARMERLINE BALANCED INCOME PORTFOLIO	357.549	0	357.549
**D FARMERLINE BALANCED INCOME PORTFOLIO	6.366	0	6.366
**D FARMERLINE BALANCED INCOME PORTFOLIO	1.311.135	0	1.311.135
**D FARMERLINE BALANCED INCOME PORTFOLIO	2.977.000	0	2.977.000
**D FARMERLINE BALANCED INCOME PORTFOLIO	79.043	0	79.043
**D RUSSELL INVESTMENT COMPANY FARMERLINE INTERNATIONAL EQUITY FUND	335.800	0	335.800
**D FARMERLINE BALANCED INCOME PORTFOLIO	102.436	0	102.436
**D FARMERLINE BALANCED INCOME PORTFOLIO	194.286	0	194.286
**D FARMERLINE BALANCED INCOME PORTFOLIO	68.293	0	68.293
**D FARMERLINE BALANCED INCOME PORTFOLIO	7.812	0	7.812
**D FARMERLINE BALANCED INCOME PORTFOLIO	3.922	0	3.922
**D FARMERLINE BALANCED INCOME PORTFOLIO	4.349	0	4.349
**D FARMERLINE BALANCED INCOME PORTFOLIO	20.932	0	20.932
**D FARMERLINE BALANCED INCOME PORTFOLIO	13.565	0	13.565
**D FARMERLINE BALANCED INCOME PORTFOLIO	4.275	0	4.275
**D FARMERLINE BALANCED INCOME PORTFOLIO	5.060	0	5.060
**D FARMERLINE BALANCED INCOME PORTFOLIO	282	0	282
**D FARMERLINE BALANCED INCOME PORTFOLIO	1.216	0	1.216
**D FARMERLINE BALANCED INCOME PORTFOLIO	1.857	0	1.857
**D FARMERLINE BALANCED INCOME PORTFOLIO	39.651	0	39.651
**D FARMERLINE BALANCED INCOME PORTFOLIO	17.810	0	17.810
**D FARMERLINE BALANCED INCOME PORTFOLIO	16.436	0	16.436
**D FARMERLINE BALANCED INCOME PORTFOLIO	6.087	0	6.087
**D FARMERLINE BALANCED INCOME PORTFOLIO	34.099	0	34.099
**D FARMERLINE BALANCED INCOME PORTFOLIO	24.111	0	24.111
**D FARMERLINE BALANCED INCOME PORTFOLIO	436.778	0	436.778
**D FARMERLINE BALANCED INCOME PORTFOLIO	3.728	0	3.728
**D FARMERLINE BALANCED INCOME PORTFOLIO	29.268	0	29.268
**D FARMERLINE BALANCED INCOME PORTFOLIO	369.009	0	369.009
**D FARMERLINE BALANCED INCOME PORTFOLIO	4.632	0	4.632
**D FARMERLINE BALANCED INCOME PORTFOLIO	62.612	0	62.612
**D FARMERLINE BALANCED INCOME PORTFOLIO	276.183	0	276.183

DE: delega alle persone fisiche sopra indicate con il numero della scheda magnetica  
DE: delega alle persone fisiche sopra indicate con il numero della scheda magnetica (votazione elettronica)  
DE: delega alle persone fisiche sopra indicate con il numero della scheda magnetica (votazione elettronica)

Azionisti: 1.807  
Azionisti in delega: 0  
Azionisti in proprio: 1.807

## LISTA ESITO DELLE VOTAZIONI

Oggetto: 1. Approvazione del bilancio dell'esercizio 2021 di FincoBank S.p.A. e presentazione del bilancio consolidato

## FAVOREVOLI

Categoria	Tit. Voti	Proprio	Delega
**D DELTA... EDISON QUALIFIED NUCLEAR DECOMMISSIONING TRUST	10.789	0	10.789
**C CENTRAI PROVIDENT FUND BOARD	1.515	0	1.515
**D SCHEM READER PLAN	11.500	0	11.500
**D CITY UNIVERSITY OF NEW YORK	867	0	867
**D TRUST T AS GLOBAL DYNAMIC ALLOCATION PORTFOLIO	34.908	0	34.908
**J THE CAPITAL INVESTORS FUND	96.402	0	96.402
**D CAREPLANS INC. RETIREMENT PLAN TRUST	24.000	0	24.000
**D JBS (US) GROUP TRUST	45.806	0	45.806
**D SIFOR... XXI AMORIS BASICA 80 SA DE C.V.	14.979	0	14.979
**D SIFOR... XXI AMORIS BASICA 80 SA DE C.V.	65.661	0	65.661
**D SIFOR... XXI AMORIS BASICA 80 SA DE C.V.	18.030	0	18.030
**D SIFOR... XXI AMORIS BASICA 80 SA DE C.V.	71.808	0	71.808
**D SIFOR... XXI AMORIS BASICA 80 SA DE C.V.	110.834	0	110.834
**D SIFOR... XXI AMORIS BASICA 80 SA DE C.V.	131.332	0	131.332
**D SIFOR... XXI AMORIS BASICA 80 SA DE C.V.	110.384	0	110.384
**D SIFOR... XXI AMORIS BASICA 80 SA DE C.V.	15.884	0	15.884
**D THE TRUST COMPANY RETIREMENT PLAN MERILE TRUST	4.488	0	4.488
**D BMO MSCI EUROPE HIGH QUALITY INDEXED TO CND INDEX ETF	93.981	0	93.981
**D BMO MSCI EUROPE HIGH QUALITY INDEXED TO CND INDEX ETF	152.250	0	152.250
**D BMO MSCI EUROPE HIGH QUALITY INDEXED TO CND INDEX ETF	151.851	0	151.851
**D UNITED NATIONS CORP. RETIREMENT PLAN MERILE TRUST	9.322	0	9.322
**D BMO MSCI EUROPE HIGH QUALITY INDEXED TO CND INDEX ETF	4.698	0	4.698
**D BMO MSCI EUROPE HIGH QUALITY INDEXED TO CND INDEX ETF	13.796	0	13.796
**D BMO MSCI EUROPE HIGH QUALITY INDEXED TO CND INDEX ETF	350	0	350
**D BMO MSCI EUROPE HIGH QUALITY INDEXED TO CND INDEX ETF	42.330	0	42.330
**D BMO MSCI EUROPE HIGH QUALITY INDEXED TO CND INDEX ETF	1.752	0	1.752
**D BMO MSCI EUROPE HIGH QUALITY INDEXED TO CND INDEX ETF	10.547	0	10.547
**D BMO MSCI EUROPE HIGH QUALITY INDEXED TO CND INDEX ETF	84	0	84
**D BMO MSCI EUROPE HIGH QUALITY INDEXED TO CND INDEX ETF	111.474	0	111.474
**D BMO MSCI EUROPE HIGH QUALITY INDEXED TO CND INDEX ETF	41.800	0	41.800
**D BMO MSCI EUROPE HIGH QUALITY INDEXED TO CND INDEX ETF	92.975	0	92.975
**D BMO MSCI EUROPE HIGH QUALITY INDEXED TO CND INDEX ETF	16.981	0	16.981
**D BMO MSCI EUROPE HIGH QUALITY INDEXED TO CND INDEX ETF	1.000.565	0	1.000.565
**D BMO MSCI EUROPE HIGH QUALITY INDEXED TO CND INDEX ETF	666.074	0	666.074
**D BMO MSCI EUROPE HIGH QUALITY INDEXED TO CND INDEX ETF	56.711	0	56.711
**D BMO MSCI EUROPE HIGH QUALITY INDEXED TO CND INDEX ETF	73.059	0	73.059
**D BMO MSCI EUROPE HIGH QUALITY INDEXED TO CND INDEX ETF	1170.661	0	1170.661
**D BMO MSCI EUROPE HIGH QUALITY INDEXED TO CND INDEX ETF	42.655	0	42.655
**D BMO MSCI EUROPE HIGH QUALITY INDEXED TO CND INDEX ETF	58.243	0	58.243
**D BMO MSCI EUROPE HIGH QUALITY INDEXED TO CND INDEX ETF	225.763	0	225.763
**D BMO MSCI EUROPE HIGH QUALITY INDEXED TO CND INDEX ETF	18.788	0	18.788
**D BMO MSCI EUROPE HIGH QUALITY INDEXED TO CND INDEX ETF	31.806	0	31.806
**D BMO MSCI EUROPE HIGH QUALITY INDEXED TO CND INDEX ETF	11.508	0	11.508
**D BMO MSCI EUROPE HIGH QUALITY INDEXED TO CND INDEX ETF	219.033	0	219.033
**D BMO MSCI EUROPE HIGH QUALITY INDEXED TO CND INDEX ETF	2.904	0	2.904
**D BMO MSCI EUROPE HIGH QUALITY INDEXED TO CND INDEX ETF	561	0	561
**D BMO MSCI EUROPE HIGH QUALITY INDEXED TO CND INDEX ETF	6.376	0	6.376
**D BMO MSCI EUROPE HIGH QUALITY INDEXED TO CND INDEX ETF	6.321	0	6.321
**D BMO MSCI EUROPE HIGH QUALITY INDEXED TO CND INDEX ETF	10.615	0	10.615
**D BMO MSCI EUROPE HIGH QUALITY INDEXED TO CND INDEX ETF	457.708	0	457.708
**D BMO MSCI EUROPE HIGH QUALITY INDEXED TO CND INDEX ETF	25.117	0	25.117
**D BMO MSCI EUROPE HIGH QUALITY INDEXED TO CND INDEX ETF	3.594	0	3.594



Pagina 37

Per ogni voce della scheda sopra indicata con il numero della scheda rispettiva

\*\*D delega alla delega sopra indicata con il numero della scheda rispettiva (votazione effettuata alle votazioni assenti)

Rappresentanza legale del portatore della scheda sopra indicata con il numero della scheda rispettiva

Azionisti: 1.807 Teste: 1.807

Azionisti in proprio: 0 Azionisti in delega: 1.807

## LISTA ESITO DELLE VOCAZIONI

Oggetto: 1. Approvazione del bilancio dell'esercizio 2021 di FinecoBank S.p.A. e presentazione del bilancio consolidato  
FAVOREVOLI

Cognome	Prof., Voti	Proprio	Delega
**0 MOPAC BANK OF CHINA	498.969	0	498.969
**0 FLORENTIN INVESTMENT CORPORATION	944.456	0	944.456
**0 KINVEST ONE GLOBAL STRATEGY FUND	989.837	0	989.837
**0 LSS L&L FUND SOLUTIONS	507.305	0	507.305
**0 KAGANZELLE GLOBAL LEADERSHIP IMPACT ETF	493	0	493
**0 CITEC PROTECT PLAN TRUST FUND	2.445	0	2.445
**0 LAL GLOBAL INST FOR THE ADVANCEMENT OF LEARNING MOBIL UNIVERSITY	28.100	0	28.100
**0 CONCENT INTERNATIONAL GROWTH	181.805	0	181.805
**0 CONCENT DEFENSIVE GLOBAL EQUITY	2.092	0	2.092
**0 INCO ALLCING MASTER TRUST	104.977	0	104.977
**0 IS VANGUARD EUROPEAN MID CAP EQUITY FUND	23.064	0	23.064
**0 WELLINGTON IC GLOBAL EQUITY BREST FOCI	19.599	0	19.599
**0 TR VANGUARD EUROPEAN MID CAP EQUITY CLASS	3.553	0	3.553
**0 JESSLETON GLOBAL SMALL CAP EQUITY FUND LP	4.349	0	4.349
**0 STRATEGY LOW VOLATILITY FUND	17.884	0	17.884
**0 VANGUARD GLOBAL LEADERSHIP IMPACT FUND	707	0	707
**0 VANGUARD EUROPEAN SMALL MIDCAP FUND	287.176	0	287.176
**0 MORGES UNIVERSITY DENSION FUND	14.826	0	14.826
**0 KAGANZELLE INTERNATIONAL EQUITY INDEX EIR	11.971	0	11.971
**0 CC & I INTERNATIONAL EQUITY FUND	13.859	0	13.859
**0 OCAL GLOBAL EQUITY FUND	13.043	0	13.043
**0 OCAL OCEAN GLOBAL EQUITY FUND	7.763	0	7.763
**0 LO BERGATE INTERNATIONAL EQUITYINDEX FUND	137.417	0	137.417
**0 EPOCH INTERNATIONAL EQUITY FUND	511.597	0	511.597
**0 EPOCH GLOBAL EQUITY FUND	2.159.482	0	2.159.482
**0 ED SCORPION INDEX FUND	3.822	0	3.822
**0 TD INTERNATIONAL EQUITY INDEX EIR	28.170	0	28.170
**0 TD ACTIVE GLOBAL EQUITY GROWTH EIR	5.579	0	5.579
**0 TD MORGANSTERN SEC INTERNATIONAL EQUITY INDEX FUND	691	0	691
**0 INVEAL INTERNATIONAL EQUITY FUND	24.815	0	24.815
**0 WINDSEASCT FUND INDEX NON LEADING FUND FOR MARKET ORG.	23.456	0	23.456
**0 CITEC INTERNATIONAL INDEX FUND	36.140	0	36.140
**0 CITEC EUROPEAN INDEX FUND	3.107	0	3.107
**0 CITEC RODED INTERNATIONAL EQUITY INDEX FUND	1.254	0	1.254
**0 CITEC INTERNATIONAL EQUITY INDEX FUND	1.473	0	1.473
**0 FIDUCIE GLOBALE LA SOCIETE D'INVESTIMENT DE MONREAL	81.629	0	81.629
**0 REGIME DE REHILS DU GOUVERNEMENT Y-SGARINS	2.247	0	2.247
**0 DESJARDINS GLOBAL SMALL CAP EQUITY FUND	191.226	0	191.226
**0 ALBERTA INVESTMENT MANAGEMENT CORPORATION	60.433	0	60.433
**0 STATE STREET COF	9.051	0	9.051

Totale voti 470.988.867

Percentuale votanti % 99,022856

Percentuale Capitale % 77,196121

Azionisti:

Azionisti in proprio:

1.807

0

Azionisti in delega:

1.807

Pagina 38

05\* delega alla persona fisica sopra indicata con il numero della scheda magnetica

\*\*0 delega alla persona fisica sopra indicata con il numero delle schede magnetiche (validazione effettuata alla presentazione dell'assemblea)

RL: rappresentanza legale della persona fisica sopra indicata con il numero della scheda magnetica

Assemblea Ordinaria del 28 aprile 2022

**LISTA ESITO DELLE VOIAZIONE**

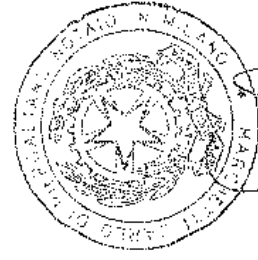
**Oggetto: 2. Destinazione del risultato dell'esercizio 2021 di FincoBank S.p.A.**

**CONTRARI**

CODICONE  
1. COMPARTIMENTARE SPA RAPPA. DESIGNATO IN QUALITÀ DI SUFFICIENTE (35-NOVIER (SIL-TEBIVIANI) IN PERSONA DI ELLA ALBERTO  
2.00 VILLIERS ACTIONS EUROPE SYST. SGL  
3.00 SUFFICIENT AGEX ESTROGARY

Totale voti 458.234  
Percentuale votanti % 0.096341  
Percentuale Capitale % 0.075106

Proprio	Delega	Tot. Voti
0	0	0
0	82.030	82.030
0	376.204	376.204



Pagina 1

- Azionisti:  
Azionisti in proprio:
- |   |                      |   |   |
|---|----------------------|---|---|
| 2 | Teste:               | 1 | DE* delega alla persona fisica sopra indicata con il numero della scheda magnetica  |
| 0 | Azionisti in delega: | 2 | DE* delega alla persona fisica sopra indicata con il numero della scheda magnetica (votazione elettronica alla posizione azionista) |
- M. \* rappresentanza legale alla persona fisica sopra indicata con il numero della scheda magnetica

*FinecoBank S.p.A.*

*28 aprile 2022*

Assemblea Ordinaria del 28 aprile 2022

LISTA ESITO DELLE VOTAZIONI

Oggetto: 2. Destinazione del risultato dell'esercizio 2021 di FinecoBank S.p.A.

ASTENUTI

Cognome	Tot. Voti	Proprio	Delega
Totale voti	0		
Percentuale voti all. %	0,000000		
Percentuale Capitale %	0,000000		

Azionisti:  
Azionisti in proprio:

0 Totale:  
0 Azionisti in delega:

Pagina 2

0 D.V. delega alla persona fisica sopra indicata con il numero della scheda magnetica  
0 Voto delega alla persona fisica sopra indicata con il numero della scheda magnetica (votazione elettronica)  
0 Voto delega alla persona fisica sopra indicata con il numero della scheda magnetica

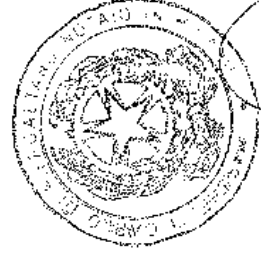
Assemblea Ordinaria del 28 aprile 2022

LISTA ESITO DELLE VOIAZIONE

Oggetto: 2. Destinazione del risultato dell'esercizio 2021 di FinecoBank S.p.A.

NON VOTANTI

Cognome	Tot. Voti	Proprio	Delega
Totale voti	0		
Percentuale votanti %	0,000000		
Percentuale Capitale %	0,000000		



Pagina 3

0 DE\* delega alla persona fisica sopra indicata con il numero della scheda magnetica  
 0 \*\* delega alla persona fisica sopra indicata con il numero della scheda magnetica (violazione e sfiducia alla postazione esistente)  
 0 \*\*\* rappresentanza legale alla persona fisica sopra indicata con il numero della scheda magnetica

0 Teste:  
 0 Azionisti in delega:

Azionisti:  
 Azionisti in proprio:

## LISTA ESITO DELLE VOTAZIONI

Oggetto: 2. Destinazione del risultato dell'esercizio 2021 di FincoBank S.p.A.

## FAVOREVOLI

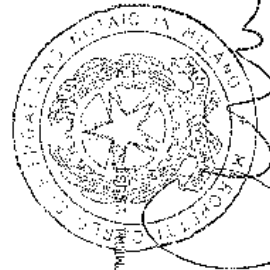
Codice	Tot. Voti	Proprio	Delega
1. COMPAGNIE SIA RATER. DESIGNATO IN QUALITÀ DI SUSEDECATO DEL MOVIE (ST. TRIVISMO) IN PERSONA DI ELIA ALBERTO	0	0	0
**0 CALVARESE INVESTING GARD	87.502	0	87.502
**0 CALVARESE RENTIS CH FOCUS INTEREST	9.000	0	9.000
**0 CALVARESE RENTIS CH FOCUS INTEREST	860.000	0	860.000
**0 CALVARESE RENTIS CH FOCUS INTEREST	618.738	0	618.738
**0 CALVARESE RENTIS CH FOCUS INTEREST	646.084	0	646.084
**0 CALVARESE RENTIS CH FOCUS INTEREST	87.825	0	87.825
**0 CALVARESE RENTIS CH FOCUS INTEREST	235.387	0	235.387
**0 CALVARESE RENTIS CH FOCUS INTEREST	377.924	0	377.924
**0 CALVARESE RENTIS CH FOCUS INTEREST	243.031	0	243.031
**0 CALVARESE RENTIS CH FOCUS INTEREST	15.100	0	15.100
**0 CALVARESE RENTIS CH FOCUS INTEREST	10.900	0	10.900
**0 CALVARESE RENTIS CH FOCUS INTEREST	9.125	0	9.125
**0 CALVARESE RENTIS CH FOCUS INTEREST	2.762.200	0	2.762.200
**0 CALVARESE RENTIS CH FOCUS INTEREST	30.000	0	30.000
**0 CALVARESE RENTIS CH FOCUS INTEREST	136.084	0	136.084
**0 CALVARESE RENTIS CH FOCUS INTEREST	287.300	0	287.300
**0 CALVARESE RENTIS CH FOCUS INTEREST	21.008	0	21.008
**0 CALVARESE RENTIS CH FOCUS INTEREST	22.562	0	22.562
**0 CALVARESE RENTIS CH FOCUS INTEREST	47.337	0	47.337
**0 CALVARESE RENTIS CH FOCUS INTEREST	103.224	0	103.224
**0 CALVARESE RENTIS CH FOCUS INTEREST	7.601	0	7.601
**0 CALVARESE RENTIS CH FOCUS INTEREST	26.464	0	26.464
**0 CALVARESE RENTIS CH FOCUS INTEREST	5.645	0	5.645
**0 CALVARESE RENTIS CH FOCUS INTEREST	47.073	0	47.073
**0 CALVARESE RENTIS CH FOCUS INTEREST	7.140	0	7.140
**0 CALVARESE RENTIS CH FOCUS INTEREST	46.590	0	46.590
**0 CALVARESE RENTIS CH FOCUS INTEREST	2.821	0	2.821
**0 CALVARESE RENTIS CH FOCUS INTEREST	7.720	0	7.720
**0 CALVARESE RENTIS CH FOCUS INTEREST	7.367	0	7.367
**0 CALVARESE RENTIS CH FOCUS INTEREST	87.052	0	87.052
**0 CALVARESE RENTIS CH FOCUS INTEREST	2.765.584	0	2.765.584
**0 CALVARESE RENTIS CH FOCUS INTEREST	62.083	0	62.083
**0 CALVARESE RENTIS CH FOCUS INTEREST	102.726	0	102.726
**0 CALVARESE RENTIS CH FOCUS INTEREST	8.030	0	8.030
**0 CALVARESE RENTIS CH FOCUS INTEREST	3.051	0	3.051
**0 CALVARESE RENTIS CH FOCUS INTEREST	4.621	0	4.621
**0 CALVARESE RENTIS CH FOCUS INTEREST	365	0	365
**0 CALVARESE RENTIS CH FOCUS INTEREST	246.593	0	246.593
**0 CALVARESE RENTIS CH FOCUS INTEREST	3.467	0	3.467
**0 CALVARESE RENTIS CH FOCUS INTEREST	25.768	0	25.768
**0 CALVARESE RENTIS CH FOCUS INTEREST	7.900	0	7.900
**0 CALVARESE RENTIS CH FOCUS INTEREST	24.125	0	24.125
**0 CALVARESE RENTIS CH FOCUS INTEREST	129.498	0	129.498
**0 CALVARESE RENTIS CH FOCUS INTEREST	1.129.357	0	1.129.357
**0 CALVARESE RENTIS CH FOCUS INTEREST	70.008	0	70.008
**0 CALVARESE RENTIS CH FOCUS INTEREST	35.339	0	35.339
**0 CALVARESE RENTIS CH FOCUS INTEREST	418.426	0	418.426
**0 CALVARESE RENTIS CH FOCUS INTEREST	71.072	0	71.072
**0 CALVARESE RENTIS CH FOCUS INTEREST	609.355	0	609.355
**0 CALVARESE RENTIS CH FOCUS INTEREST	125.870	0	125.870
**0 CALVARESE RENTIS CH FOCUS INTEREST	110.035	0	110.035

LISTA ESITO DELLE VOIAZIONE

Oggetto: 2. Destinazione del risultato dell'esercizio 2021 di FinecoBank S.p.A.

FAVOREVOLI

Cognome	Tot. Voti	Proprio	Delega
**D BLACKROCK OPPORTUNITIES FUND OF BLACKROCK FUNDS	11.350	0	11.350
**E LEX PERSONAL PENSION PLAN TRUST	2.161	0	2.161
**C RI INTERNATIONAL SHARES LADEN FUND	47.788	0	47.788
**E BLACKROCK CON NEXT FUND EQUITY LINGA FUND	267.941	0	267.941
**E FIDELITY INVESTMENT FUNDS - FIDELITY INDEX EUROPE EX LR FUND	43.669	0	43.669
**C BLACKROCK INSTITUTIONAL TRUST COMPANY, N.A. INVESTMENT FUNDS FOR EMPLOYEE BENEFIT TRUSTS	4.121.229	0	4.121.229
**E BLACKROCK INSTITUTIONAL FUND FUND FUND	113.777	0	113.777
**D NORDEA EUROPEAN SCANDINAVIAN COMPANIES FUND	81.938	0	81.938
**D INVESTMENT MANAGEMENT NORDEA INVEST - SPESDESTIGE ACTIES EL	127.969	0	127.969
**D FIDELITY SAVINGS PLAN	2.346.977	0	2.346.977
**D CONNECTICUT GENERAL LIFE INSURANCE COMPANY	11.359	0	11.359
**D MULTIBEST-FONDS REP	46.283	0	46.283
**D U. ROME BRIT GLOBAL ALLOCATION FUND, INC.	49.702	0	49.702
**D VANGUARD FUND - 11 MASTERS COLLECTIVE INVESTMENT FUNDS TRUST	23.081	0	23.081
**D VANGUARD INTERNATIONAL SHARES SELECT EXCHANGE INDEX FUND	11.450	0	11.450
**D MULTI-MANAGER INTERNATIONAL EQUITY SHARES FUND	600.610	0	600.610
**D MSCI EQUITY INDEX FUND B - ITALY (MOTIF)	273.256	0	273.256
**D WSTERINSEKSTEREN NORDEA INVEST EUROPE ENHANCED EL	2.662	0	2.662
**D VIV FUND FUND METZGER	415.000	0	415.000
**D NORDEA SUSTAINABLE SELECTION GROWTH FUND	11.148	0	11.148
**D MONTBLANC GLOBAL FUNDS	28.465	0	28.465
**D CUSTODY BANK OF JAPAN, LTD. AS TRUSTEE FOR JAPAN RETIRE AND LONGTERM AGENCY 16619-9362	13.075	0	13.075
**D U. ROME FUND FUND CLO - CONTINENTAL EUROPEAN EQUITY FUND	3.701	0	3.701
**D VANTAGE FONDICILLO - EASTWING INTERNATIONAL LONG EQUITY FUND	1.582.348	0	1.582.348
**D ASIA PACIFIC INVESTMENT PROGRAM INVEST, LTD. 3 GLOBALE ARTILA 3	32.053	0	32.053
**D MSCI ACWI EX-J.S. INT INDEX FUND B2	34.668	0	34.668
**D MASTERS INTERNATIONAL EQUITIES FUND	10.876	0	10.876
**D VANGUARD ETHICALITY CORP-COE INTERNATIONAL SHARES INDEX FUND	31.638	0	31.638
**D VANGUARD INTERNATIONAL EXPLORER FUND	316.106	0	316.106
**E NATIONAL PENSION INSURANCE FUND	3.559	0	3.559
**E ANSTER ASSET MANAGEMENT SA REPRESENTING AGENTIA PENSIONERS'PENSIONERS	527.700	0	527.700
**E RACORPIDE INTERNET CAPITAL INDEX FUND	46.127	0	46.127
**E TOOTHY DEVELOPED MARKET EQUITIES (REMOVED) FUND	23.687	0	23.687
**E BLACKROCK CON NEXT ACWI EX-CANADA INDEX FUND	14.606	0	14.606
**E THE LANCET UNION CO-OPERATIVE RETIREMENT FUND	2.355	0	2.355
**E F2 ADVISORS TRUST - 20/20 DYNAMIC GROWTH PORTFOLIO	6.731	0	6.731
**E F. ROME PROR INTERNATIONAL EQUITY INDEX TRUST	20.843	0	20.843
**E CONSTRUCTION AND BUILDING UNIONS SUPERANNUATION FUND	23.298	0	23.298
**D M1-FONDS REP	6.436	0	6.436
**D ARSENAL UP	163.215	0	163.215
**D NORDEA 2 SIGNA	603.786	0	603.786
**D BANK V UNIVERSAL-FONDS	1.210	0	1.210
**D UNIVERSAL-INVESTMENT RESELSCHAFT BSH RE 221-UNIVERSAL-FONDS	69.509	0	69.509
**D NEW YORK LIFE INSURANCE & ANNUITY CORPORATION	2.427	0	2.427
**D ARTELIS EUROPEAN OPPORTUNITIES FUND	194.866	0	194.866
**D JORDEN BANK ACTING AS TRUSTEE OF BLAZE ASSET MANAGEMENT PRIVATELY PLACED MASTER INVESTMENT	2.656	0	2.656
**D MACHIN UNIVERSAL - FONDS	117.556	0	117.556
**D DANIAN SUPERANNUATION LIMITED AS TRUSTEE FOR THE CANVAS SUPERANNUATION PLAN	398	0	398
**D SET PENSION FUND	206.623	0	206.623
**D AUSTRALIANSHIP	11.803	0	11.803
**D MC FORDS #44	13.907	0	13.907
**D THE MASTERS TRUST BANK OF JAPAN, LTD. AS TRUSTEE FOR GOVERNMENT PENSION INVESTMENT FUND 40045687	43.246	0	43.246



## LISTA ESITO DELLE VOTAZIONI

Oggetto: 2. Destinazione del risultato dell'esercizio 2021 di FincoBank S.p.A.

## FAVOREVOLI

Cognome	Tot. Voti	Proprio	Avverso
**D EMBRO-GIULIO	15.210	0	15.210
**D CIE MASTER TRUST BANK OF JAPAN, LTD. AS INVESTOR FOR ORGANIZATION FOR WORKERS' WELL-BEING FUND	52.740	0	52.740
**D L. HOME PRICE FUNDS SICAV	250.570	0	250.570
**D SAS TRUSTEE CORPORATION FUTURE FUND	58.760	0	58.760
**D MT FONDS SAS	368.900	0	368.900
**D NUTRA OF LABOR LINES L&SG FUND L&SG	133.057	0	133.057
**D VANGUARD STRATEGIC TRUST COMPANY INVESTMENT STOCK MARKET INDEX TRUST	382.008	0	382.008
**D VANGUARD STRATEGIC TRUST COMPANY INVESTMENT STOCK MARKET INDEX TRUST	9.000	0	9.000
**D VANGUARD STRATEGIC TRUST COMPANY INVESTMENT STOCK MARKET INDEX TRUST	2.040	0	2.040
**D VANGUARD STRATEGIC TRUST COMPANY INVESTMENT STOCK MARKET INDEX TRUST	159.651	0	159.651
**D ALLIANCE GLOBAL INVESTORS GROUP RE ALLIANCE-GLOBAL INVESTORS GROUP	33.219	0	33.219
**D NORFOLK INVESTMENT MANAGEMENT DEFENSIVE STRATEGY FUND	485.242	0	485.242
**D C. HOME PRICE INTERNATIONAL STRATEGIC INVESTMENT FUND	24.435	0	24.435
**D THE MASTER TRUST BANK OF JAPAN, LTD. AS TRUSTEE FOR ORGANIZATION FOR WORKERS' WELL-BEING FUND	988.057	0	988.057
**D THE MASTER TRUST BANK OF JAPAN, LTD. AS TRUSTEE FOR ORGANIZATION FOR WORKERS' WELL-BEING FUND	2.652	0	2.652
**D STELLAR INSURANCE, LTD.	600	0	600
**D ARKCO US REVENUE INCOME PLAN TRUST	43.072	0	43.072
**D ARKCO US REVENUE INCOME PLAN TRUST	31.444	0	31.444
**D NORFOLK INVESTMENT MANAGEMENT DEFENSIVE STRATEGY FUND	26.810	0	26.810
**D NORFOLK INVESTMENT MANAGEMENT DEFENSIVE STRATEGY FUND	10.219	0	10.219
**D NORFOLK INVESTMENT MANAGEMENT DEFENSIVE STRATEGY FUND	28.863	0	28.863
**D NORFOLK INVESTMENT MANAGEMENT DEFENSIVE STRATEGY FUND	43.215	0	43.215
**D NORFOLK INVESTMENT MANAGEMENT DEFENSIVE STRATEGY FUND	8.517	0	8.517
**D NORFOLK INVESTMENT MANAGEMENT DEFENSIVE STRATEGY FUND	343.662	0	343.662
**D NORFOLK INVESTMENT MANAGEMENT DEFENSIVE STRATEGY FUND	2.865	0	2.865
**D NORFOLK INVESTMENT MANAGEMENT DEFENSIVE STRATEGY FUND	172.493	0	172.493
**D NORFOLK INVESTMENT MANAGEMENT DEFENSIVE STRATEGY FUND	950	0	950
**D NORFOLK INVESTMENT MANAGEMENT DEFENSIVE STRATEGY FUND	366.863	0	366.863
**D NORFOLK INVESTMENT MANAGEMENT DEFENSIVE STRATEGY FUND	5.084	0	5.084
**D NORFOLK INVESTMENT MANAGEMENT DEFENSIVE STRATEGY FUND	46.764	0	46.764
**D NORFOLK INVESTMENT MANAGEMENT DEFENSIVE STRATEGY FUND	350.374	0	350.374
**D NORFOLK INVESTMENT MANAGEMENT DEFENSIVE STRATEGY FUND	481.845	0	481.845
**D NORFOLK INVESTMENT MANAGEMENT DEFENSIVE STRATEGY FUND	49.866	0	49.866
**D NORFOLK INVESTMENT MANAGEMENT DEFENSIVE STRATEGY FUND	3.266	0	3.266
**D NORFOLK INVESTMENT MANAGEMENT DEFENSIVE STRATEGY FUND	226.463	0	226.463
**D NORFOLK INVESTMENT MANAGEMENT DEFENSIVE STRATEGY FUND	24.505	0	24.505
**D NORFOLK INVESTMENT MANAGEMENT DEFENSIVE STRATEGY FUND	9.647	0	9.647
**D NORFOLK INVESTMENT MANAGEMENT DEFENSIVE STRATEGY FUND	38.933	0	38.933
**D NORFOLK INVESTMENT MANAGEMENT DEFENSIVE STRATEGY FUND	76.412	0	76.412
**D NORFOLK INVESTMENT MANAGEMENT DEFENSIVE STRATEGY FUND	80.730	0	80.730
**D NORFOLK INVESTMENT MANAGEMENT DEFENSIVE STRATEGY FUND	10.210	0	10.210
**D NORFOLK INVESTMENT MANAGEMENT DEFENSIVE STRATEGY FUND	22.490	0	22.490
**D NORFOLK INVESTMENT MANAGEMENT DEFENSIVE STRATEGY FUND	683.136	0	683.136
**D NORFOLK INVESTMENT MANAGEMENT DEFENSIVE STRATEGY FUND	102.268	0	102.268
**D NORFOLK INVESTMENT MANAGEMENT DEFENSIVE STRATEGY FUND	513.615	0	513.615
**D NORFOLK INVESTMENT MANAGEMENT DEFENSIVE STRATEGY FUND	14.864	0	14.864
**D NORFOLK INVESTMENT MANAGEMENT DEFENSIVE STRATEGY FUND	57.498	0	57.498
**D NORFOLK INVESTMENT MANAGEMENT DEFENSIVE STRATEGY FUND	5.565	0	5.565
**D NORFOLK INVESTMENT MANAGEMENT DEFENSIVE STRATEGY FUND	23.113	0	23.113
**D NORFOLK INVESTMENT MANAGEMENT DEFENSIVE STRATEGY FUND	7.374	0	7.374
**D NORFOLK INVESTMENT MANAGEMENT DEFENSIVE STRATEGY FUND	325.463	0	325.463
**D NORFOLK INVESTMENT MANAGEMENT DEFENSIVE STRATEGY FUND	23.596	0	23.596

Pagina 6

1.843 Teste: 0 Azionisti in propria

1.843 Teste: 0 Azionisti in propria

1.843 Teste: 0 Azionisti in propria

1.843 Teste: 0 Azionisti in propria

1.843 Teste: 0 Azionisti in propria

1.843 Teste: 0 Azionisti in propria

1.843 Teste: 0 Azionisti in propria



LISTA ESITO DELLE VOCAZIONE

Oggetto: 2. Destinazione del risultato dell'esercizio 2021 di FinecoBank S.p.A.

FAVOREVOLI

Compone	Tot. Vot.	Progr	Delega
**0 GLOBAL SUTTER FUND FUND	288.293	0	288.293
**0 M3 HOLLAND FUND SICAV-SIF FOR ASIAN ACTIVITIES GLOBAL CONSERVADOR FUND	174	0	174
**0 VANGUARD INVESTMENTS COMMON CONNECTION FUND/ASIAN FUND ASIAN FUND FUND	11.496	0	11.496
**0 SCHRODER INVESTMENTS GROWTH TRUST	9.176	0	9.176
**0 M3 HORIZON FUND SICAV-SIF FOR ASIAN ACTIVITIES GLOBAL FUND FUND	1.047	0	1.047
**0 VANGUARD FUND PUBLIC LIMITED COMPANY	531.161	0	531.161
**0 VANGUARD INVESTMENTS FUND - VANGUARD FUND DEVELOPED WORLD FUND	16.982	0	16.982
**0 SCHRODER INTERNATIONAL EQUITY TRUST	43.690	0	43.690
**0 GREAT A GENERAL GLOBAL DEVELOPED EQUITY FUND	345	0	345
**0 VANGUARD INVESTMENT SLASHES PUBLIC LIMITED COMPANY	699.551	0	699.551
**0 VANGUARD INVESTMENTS COMMON CONNECTION FUND/ASIAN FUND ASIAN FUND FUND	65.280	0	65.280
**0 LUBILITY USITS FUND/INVEST FUND WORLD FUND FUND	2.187	0	2.187
**0 CUSTODY BANK OF JAPAN, LTD. RE: 25 JAPAN FUND DEVELOPED WORLD FUND	76.000	0	76.000
**0 VANGUARD INVESTMENTS COMMON CONNECTION FUND/ASIAN FUND ASIAN FUND FUND	14.648	0	14.648
**0 LUBILITY USITS FUND/INVEST FUND WORLD FUND FUND	23	0	23
**0 FIDELITY FUND - FIDELITY FUND ASIAN FUND DEVELOPED WORLD FUND	1.848	0	1.848
**0 VANGUARD INVESTMENTS COMMON CONNECTION FUND/ASIAN FUND ASIAN FUND FUND	1.848	0	1.848
**0 VANGUARD INVESTMENTS COMMON CONNECTION FUND/ASIAN FUND ASIAN FUND FUND	8.660	0	8.660
**0 VANGUARD INVESTMENTS COMMON CONNECTION FUND/ASIAN FUND ASIAN FUND FUND	7.235	0	7.235
**0 M3 HORIZON FUND SICAV-SIF FOR ASIAN ACTIVITIES GLOBAL FUND FUND	325.881	0	325.881
**0 M3 HORIZON FUND SICAV-SIF FOR ASIAN ACTIVITIES GLOBAL FUND FUND	11.931	0	11.931
**0 M3 HORIZON FUND SICAV-SIF FOR ASIAN ACTIVITIES GLOBAL FUND FUND	155.932	0	155.932
**0 M3 HORIZON FUND SICAV-SIF FOR ASIAN ACTIVITIES GLOBAL FUND FUND	213.893	0	213.893
**0 M3 HORIZON FUND SICAV-SIF FOR ASIAN ACTIVITIES GLOBAL FUND FUND	34.003	0	34.003
**0 M3 HORIZON FUND SICAV-SIF FOR ASIAN ACTIVITIES GLOBAL FUND FUND	89.500	0	89.500
**0 M3 HORIZON FUND SICAV-SIF FOR ASIAN ACTIVITIES GLOBAL FUND FUND	10.427	0	10.427
**0 M3 HORIZON FUND SICAV-SIF FOR ASIAN ACTIVITIES GLOBAL FUND FUND	15.000	0	15.000
**0 M3 HORIZON FUND SICAV-SIF FOR ASIAN ACTIVITIES GLOBAL FUND FUND	48.638	0	48.638
**0 M3 HORIZON FUND SICAV-SIF FOR ASIAN ACTIVITIES GLOBAL FUND FUND	1.973	0	1.973
**0 M3 HORIZON FUND SICAV-SIF FOR ASIAN ACTIVITIES GLOBAL FUND FUND	39.668	0	39.668
**0 M3 HORIZON FUND SICAV-SIF FOR ASIAN ACTIVITIES GLOBAL FUND FUND	50.843	0	50.843
**0 M3 HORIZON FUND SICAV-SIF FOR ASIAN ACTIVITIES GLOBAL FUND FUND	179.260	0	179.260
**0 M3 HORIZON FUND SICAV-SIF FOR ASIAN ACTIVITIES GLOBAL FUND FUND	96.646	0	96.646
**0 M3 HORIZON FUND SICAV-SIF FOR ASIAN ACTIVITIES GLOBAL FUND FUND	3.082	0	3.082
**0 M3 HORIZON FUND SICAV-SIF FOR ASIAN ACTIVITIES GLOBAL FUND FUND	178.947	0	178.947
**0 M3 HORIZON FUND SICAV-SIF FOR ASIAN ACTIVITIES GLOBAL FUND FUND	335.794	0	335.794
**0 M3 HORIZON FUND SICAV-SIF FOR ASIAN ACTIVITIES GLOBAL FUND FUND	1.465	0	1.465
**0 M3 HORIZON FUND SICAV-SIF FOR ASIAN ACTIVITIES GLOBAL FUND FUND	32.476	0	32.476
**0 M3 HORIZON FUND SICAV-SIF FOR ASIAN ACTIVITIES GLOBAL FUND FUND	21.934	0	21.934
**0 M3 HORIZON FUND SICAV-SIF FOR ASIAN ACTIVITIES GLOBAL FUND FUND	577.246	0	577.246
**0 M3 HORIZON FUND SICAV-SIF FOR ASIAN ACTIVITIES GLOBAL FUND FUND	1.686	0	1.686
**0 M3 HORIZON FUND SICAV-SIF FOR ASIAN ACTIVITIES GLOBAL FUND FUND	8.439	0	8.439
**0 M3 HORIZON FUND SICAV-SIF FOR ASIAN ACTIVITIES GLOBAL FUND FUND	13.396	0	13.396
**0 M3 HORIZON FUND SICAV-SIF FOR ASIAN ACTIVITIES GLOBAL FUND FUND	68.269	0	68.269
**0 M3 HORIZON FUND SICAV-SIF FOR ASIAN ACTIVITIES GLOBAL FUND FUND	58.247	0	58.247
**0 M3 HORIZON FUND SICAV-SIF FOR ASIAN ACTIVITIES GLOBAL FUND FUND	16.853	0	16.853
**0 M3 HORIZON FUND SICAV-SIF FOR ASIAN ACTIVITIES GLOBAL FUND FUND	1.350	0	1.350
**0 M3 HORIZON FUND SICAV-SIF FOR ASIAN ACTIVITIES GLOBAL FUND FUND	432.000	0	432.000
**0 M3 HORIZON FUND SICAV-SIF FOR ASIAN ACTIVITIES GLOBAL FUND FUND	76.405	0	76.405
**0 M3 HORIZON FUND SICAV-SIF FOR ASIAN ACTIVITIES GLOBAL FUND FUND	11.038	0	11.038
**0 M3 HORIZON FUND SICAV-SIF FOR ASIAN ACTIVITIES GLOBAL FUND FUND	39.147	0	39.147
**0 M3 HORIZON FUND SICAV-SIF FOR ASIAN ACTIVITIES GLOBAL FUND FUND	16.042	0	16.042
**0 M3 HORIZON FUND SICAV-SIF FOR ASIAN ACTIVITIES GLOBAL FUND FUND	108.046	0	108.046

## LISTA ESITO DELLE VOIAZIONE

Oggetto: 2. Destinazione del risultato dell'esercizio 2021 di FincoBank S.p.A.

## FAVOREVOLI

Codice	Coqione	Tot. Voti	Proprio	Delega
**D HANOVER ACCIDENT AND INDEMNITY COMPANY		1.731	0	1.731
**D S&P ACTIVE 80		890	0	890
**D S&P ACTIVE 55		1.313	0	1.313
**D EUROPE EQUITY INDEX F&O SCREENED FUND RIFERENCES		16.221	0	16.221
**D AXA VALUERS EURO		600.000	0	600.000
**D ASIA ACTIONS EUROPE		644.331	0	644.331
**D JPMORGAN ACTIONS EUROPE		72.666	0	72.666
**D AXA GENERATION EQUILIBRE		221.040	0	221.040
**D F&O DE RESERVE POUR LES RETRAITES		142.627	0	142.627
**D CARDS INDEX LP SML CAP EUROPE		142.174	0	142.174
**D CNP ASSUR SML CAP EUROPE		73.437	0	73.437
**D JPMORGAN REPERTE DIVERSIFIED 1		38.704	0	38.704
**D MULTICAP ACTIONS EUROPE SAS CARBONE		81.774	0	81.774
**D CREDIT INDEX LP SML CAP EURO		321.204	0	321.204
**D SYCOMORE SELECTION MICROCAP		155.180	0	155.180
**D BNP PARIBAS FUNDS - EURO DEFENSIVE EQUITY		170.038	0	170.038
**D CREDIT INDEX LP SML CAP EURO		50.185	0	50.185
**D CREDIT INDEX LP SML CAP EURO		35.100	0	35.100
**D CREDIT INDEX LP SML CAP EURO		147.468	0	147.468
**D CREDIT INDEX LP SML CAP EURO		110.100	0	110.100
**D CREDIT INDEX LP SML CAP EURO		24.176	0	24.176
**D CREDIT INDEX LP SML CAP EURO		9.080	0	9.080
**D CREDIT INDEX LP SML CAP EURO		449.000	0	449.000
**D CREDIT INDEX LP SML CAP EURO		87.000	0	87.000
**D CREDIT INDEX LP SML CAP EURO		150.879	0	150.879
**D CREDIT INDEX LP SML CAP EURO		31.154	0	31.154
**D CREDIT INDEX LP SML CAP EURO		50.665	0	50.665
**D CREDIT INDEX LP SML CAP EURO		350.000	0	350.000
**D CREDIT INDEX LP SML CAP EURO		67.000	0	67.000
**D CREDIT INDEX LP SML CAP EURO		688.364	0	688.364
**D CREDIT INDEX LP SML CAP EURO		631	0	631
**D CREDIT INDEX LP SML CAP EURO		67.452	0	67.452
**D CREDIT INDEX LP SML CAP EURO		1.883.028	0	1.883.028
**D CREDIT INDEX LP SML CAP EURO		22.635	0	22.635
**D CREDIT INDEX LP SML CAP EURO		59.506	0	59.506
**D CREDIT INDEX LP SML CAP EURO		938.696	0	938.696
**D CREDIT INDEX LP SML CAP EURO		276.991	0	276.991
**D CREDIT INDEX LP SML CAP EURO		727.890	0	727.890
**D CREDIT INDEX LP SML CAP EURO		49.916	0	49.916
**D CREDIT INDEX LP SML CAP EURO		99.144	0	99.144
**D CREDIT INDEX LP SML CAP EURO		340.344	0	340.344
**D CREDIT INDEX LP SML CAP EURO		140.000	0	140.000
**D CREDIT INDEX LP SML CAP EURO		347.018	0	347.018
**D CREDIT INDEX LP SML CAP EURO		6.943	0	6.943
**D CREDIT INDEX LP SML CAP EURO		103.284	0	103.284
**D CREDIT INDEX LP SML CAP EURO		231.492	0	231.492
**D CREDIT INDEX LP SML CAP EURO		46.511	0	46.511
**D CREDIT INDEX LP SML CAP EURO		7.786	0	7.786
**D CREDIT INDEX LP SML CAP EURO		177.253	0	177.253
**D CREDIT INDEX LP SML CAP EURO		213.444	0	213.444
**D CREDIT INDEX LP SML CAP EURO		5.966	0	5.966
**D CREDIT INDEX LP SML CAP EURO		50.698	0	50.698



Pagina 9

Di delega alla persona fisica sopra indicata, con il numero dell'abito magistrale  
 Di delega alla persona fisica sopra indicata, con il numero dell'abito magistrale  
 Di delega alla persona fisica sopra indicata, con il numero dell'abito magistrale

Azienda: 1.843 Teste: 0 Azionisti in delega: 1.843

Azienda: 1.843 Teste: 0 Azionisti in delega: 1.843

## LISTA ESITO DELLE VOTAZIONI

Oggetto: 2. Destinazione del risultato dell'esercizio 2021 di FincoBank S.p.A.

## FAVOREVOLI

Cognome	Tot. Voti	Proprio	Delega
**D BNE EARLYCAP EUROPEAN LEX	511.738	0	511.738
**D BNA AM DIVIDEND FUND L	39.003	0	39.003
**D FRANCE INVESTMENT ACTIONS OPTIMISE	92.700	0	92.700
**D AMINT CAPITAL MANAGEMENT SCR S.P.A.	73.000	0	73.000
**D JAMES PENNEDON INSTITUTIONAL EUROPEAN INDEX OPPORTUNITIES FUND	4.043	0	4.043
**D UNIVERSAL INVESTMENT-CAPITAL-SHAREY BMT ON BEHALF OF BAYKAP ACTIONS	69.042	0	69.042
**D BNT PHILADELPHIA FUND MID CAP	56.990	0	56.990
**D ADARIMA SOCIAL JUSTICE ACT CAP GLOBAL ETF	9.702	0	9.702
**D EQUITY PLAN-FUNDATION EQ, FT	1.373	0	1.373
**D KRAFT - JAGGER	42.174	0	42.174
**D UNIVERSAL TO, FT	3.723	0	3.723
**D FIR EQUITY AAA ASSICURAZIONI	230.000	0	230.000
**D FONDOLUNA F2	748	0	748
**D PENNEDON CLEMORE FUND PAN EUROPEAN SMARTER COMPANIES FUND	57.772	0	57.772
**D OVER ACTIONS ENTREPRISES	66.379	0	66.379
**D TRUSTHOLD CLASSIFIT	49.039	0	49.039
**D ZEPHYR - OPTIMISED PLUS 1	3.620	0	3.620
**D BOEI WISKEY DIVIDEND ETF	464	0	464
**D PENNEDON HORIZON PAC EUROPEAN SELECTOR COMPANIES FUND	210.768	0	210.768
**D AXELION - SYNGENTA EURO PORTFOLIO	136.036	0	136.036
**D GFA-FUND-U - EURO EQUITIES	133.396	0	133.396
**D ALLIANCE FUND A&S	21.564	0	21.564
**D FAVERSHAMILL EQ, FT	6.600	0	6.600
**D LE CANTIERE FUND - LE CANTIERE EUROPEAN LEADER	230.819	0	230.819
**D ENSELEC - BLACKROCK EURO EQUITY	89.118	0	89.118
**D PAC SPECIALIST INVESTMENT STRATEGIES - INTERNATIONAL SMART STRATEGY NO.1	1.803	0	1.803
**D GUIDEMARK WORLD EX-US FUND	7.396	0	7.396
**D VINC ACTIONS EUROPE	16.043	0	16.043
**D ALLIANCE FUND FIVE SECTOR FUND-VAL 1, R2A	33.209	0	33.209
**D UNIVERSAL INVESTMENT-GESELLSCHAFT MBH ON BEHALF OF FIVE-SECTOR-FUNDS	66.072	0	66.072
**D SELECT OVERSEAS SHARES TRUST	102.979	0	102.979
**D FCP EARLY ACTIONS EURO 1	2.043	0	2.043
**D PHILADELPHIA GAS WORKS FUND	13.017	0	13.017
**D AUTO AMERICA ACTIONALGO	329.000	0	329.000
**D ACTION EUROPA - U	1.162	0	1.162
**D FCP FOR FIVE SECTOR INTERNATIONAL ESG FUND	104.718	0	104.718
**D FRANCE ELACEMENT FUND ESG PLUS	48.444	0	48.444
**D TOTAL ACTIONS EUROPEANES	266.608	0	266.608
**D AFRICA QUANT -	31.010	0	31.010
**D A VITACCI-SELEZIONE DAT 15.1	460.342	0	460.342
**D BROWN	502.869	0	502.869
**D CONSERVATOR INTERNATIONAL FUNDATION, INC.	31.583	0	31.583
**D AQUATICS INTERNATIONAL FUND	69.170	0	69.170
**D AAA GENERATION EUROPE ACTIONS	97.536	0	97.536
**D GLOBAL EQUITIES ENLARGED INDEX FUND	115	0	115
**D ZEPHYR - OPTIMISED PLUS 2	112.809	0	112.809
**D ONE PARTIAL MIDCAP EURO	910.663	0	910.663
**D SONDARICH ROMA - GLOBAL PASSIVE EQUITIES	21.305	0	21.305
**D ENAM - EUROPE SMALL CAP EQUITY	10.189	0	10.189
	83.320	0	83.320
	1	0	1
	67.995	0	67.995



LISTA ESITO DELLE VOIAZIONI

Oggetto: 2. Destinazione del risultato dell'esercizio 2021 di FincoBank S.p.A.

FAVOREVOLI

Cognome	Tot. Vol.	Proprio	Delega
**0 CANTO ATTERRELLATO GLOBAL EQUITY	92	0	32
**0 AVIVA INVESTORS PASTEUR FUND ACS - AL DEVELOPED EUROPEAN EX US EQUITY INDEX FUND	171.483	0	171.483
**0 FIATVA FUND FUND - LBSVA IPAYERS SMALL & MEDIUM MARKET FUND	436.742	0	436.742
**0 HSC GLOBAL FUND - LBSVA IPAYERS SMALL & MEDIUM MARKET FUND	402.951	0	402.951
**0 HSC GLOBAL FUND - LBSVA IPAYERS SMALL & MEDIUM MARKET FUND	508.171	0	508.171
**0 HSC GLOBAL FUND - LBSVA IPAYERS SMALL & MEDIUM MARKET FUND	137.771	0	137.771
**0 HSC GLOBAL FUND - LBSVA IPAYERS SMALL & MEDIUM MARKET FUND	4.912.618	0	4.912.618
**0 HSC GLOBAL FUND - LBSVA IPAYERS SMALL & MEDIUM MARKET FUND	101.084	0	101.084
**0 HSC GLOBAL FUND - LBSVA IPAYERS SMALL & MEDIUM MARKET FUND	23.231	0	23.231
**0 HSC GLOBAL FUND - LBSVA IPAYERS SMALL & MEDIUM MARKET FUND	408	0	408
**0 HSC GLOBAL FUND - LBSVA IPAYERS SMALL & MEDIUM MARKET FUND	2.034	0	2.034
**0 HSC GLOBAL FUND - LBSVA IPAYERS SMALL & MEDIUM MARKET FUND	206.967	0	206.967
**0 HSC GLOBAL FUND - LBSVA IPAYERS SMALL & MEDIUM MARKET FUND	7.722	0	7.722
**0 HSC GLOBAL FUND - LBSVA IPAYERS SMALL & MEDIUM MARKET FUND	112.886	0	112.886
**0 HSC GLOBAL FUND - LBSVA IPAYERS SMALL & MEDIUM MARKET FUND	8.669	0	8.669
**0 HSC GLOBAL FUND - LBSVA IPAYERS SMALL & MEDIUM MARKET FUND	115.100	0	115.100
**0 HSC GLOBAL FUND - LBSVA IPAYERS SMALL & MEDIUM MARKET FUND	29.319	0	29.319
**0 HSC GLOBAL FUND - LBSVA IPAYERS SMALL & MEDIUM MARKET FUND	71.792	0	71.792
**0 HSC GLOBAL FUND - LBSVA IPAYERS SMALL & MEDIUM MARKET FUND	718.155	0	718.155
**0 HSC GLOBAL FUND - LBSVA IPAYERS SMALL & MEDIUM MARKET FUND	48.972	0	48.972
**0 HSC GLOBAL FUND - LBSVA IPAYERS SMALL & MEDIUM MARKET FUND	19.677	0	19.677
**0 HSC GLOBAL FUND - LBSVA IPAYERS SMALL & MEDIUM MARKET FUND	120.000	0	120.000
**0 HSC GLOBAL FUND - LBSVA IPAYERS SMALL & MEDIUM MARKET FUND	3.754	0	3.754
**0 HSC GLOBAL FUND - LBSVA IPAYERS SMALL & MEDIUM MARKET FUND	9.153	0	9.153
**0 HSC GLOBAL FUND - LBSVA IPAYERS SMALL & MEDIUM MARKET FUND	8.669	0	8.669
**0 HSC GLOBAL FUND - LBSVA IPAYERS SMALL & MEDIUM MARKET FUND	512.998	0	512.998
**0 HSC GLOBAL FUND - LBSVA IPAYERS SMALL & MEDIUM MARKET FUND	1.734	0	1.734
**0 HSC GLOBAL FUND - LBSVA IPAYERS SMALL & MEDIUM MARKET FUND	6.865	0	6.865
**0 HSC GLOBAL FUND - LBSVA IPAYERS SMALL & MEDIUM MARKET FUND	126.264	0	126.264
**0 HSC GLOBAL FUND - LBSVA IPAYERS SMALL & MEDIUM MARKET FUND	1.711	0	1.711
**0 HSC GLOBAL FUND - LBSVA IPAYERS SMALL & MEDIUM MARKET FUND	6.512	0	6.512
**0 HSC GLOBAL FUND - LBSVA IPAYERS SMALL & MEDIUM MARKET FUND	34.503	0	34.503
**0 HSC GLOBAL FUND - LBSVA IPAYERS SMALL & MEDIUM MARKET FUND	79.353	0	79.353
**0 HSC GLOBAL FUND - LBSVA IPAYERS SMALL & MEDIUM MARKET FUND	336.796	0	336.796
**0 HSC GLOBAL FUND - LBSVA IPAYERS SMALL & MEDIUM MARKET FUND	335.561	0	335.561
**0 HSC GLOBAL FUND - LBSVA IPAYERS SMALL & MEDIUM MARKET FUND	5.124	0	5.124
**0 HSC GLOBAL FUND - LBSVA IPAYERS SMALL & MEDIUM MARKET FUND	582.978	0	582.978
**0 HSC GLOBAL FUND - LBSVA IPAYERS SMALL & MEDIUM MARKET FUND	17.298	0	17.298
**0 HSC GLOBAL FUND - LBSVA IPAYERS SMALL & MEDIUM MARKET FUND	7.524	0	7.524
**0 HSC GLOBAL FUND - LBSVA IPAYERS SMALL & MEDIUM MARKET FUND	17.098	0	17.098
**0 HSC GLOBAL FUND - LBSVA IPAYERS SMALL & MEDIUM MARKET FUND	35.880	0	35.880
**0 HSC GLOBAL FUND - LBSVA IPAYERS SMALL & MEDIUM MARKET FUND	7.252	0	7.252
**0 HSC GLOBAL FUND - LBSVA IPAYERS SMALL & MEDIUM MARKET FUND	869.399	0	869.399
**0 HSC GLOBAL FUND - LBSVA IPAYERS SMALL & MEDIUM MARKET FUND	100.011	0	100.011
**0 HSC GLOBAL FUND - LBSVA IPAYERS SMALL & MEDIUM MARKET FUND	60.280	0	60.280
**0 HSC GLOBAL FUND - LBSVA IPAYERS SMALL & MEDIUM MARKET FUND	171.904	0	171.904
**0 HSC GLOBAL FUND - LBSVA IPAYERS SMALL & MEDIUM MARKET FUND	35.922	0	35.922
**0 HSC GLOBAL FUND - LBSVA IPAYERS SMALL & MEDIUM MARKET FUND	1.466	0	1.466
**0 HSC GLOBAL FUND - LBSVA IPAYERS SMALL & MEDIUM MARKET FUND	321.050	0	321.050
**0 HSC GLOBAL FUND - LBSVA IPAYERS SMALL & MEDIUM MARKET FUND	39.510	0	39.510
**0 HSC GLOBAL FUND - LBSVA IPAYERS SMALL & MEDIUM MARKET FUND	5.069	0	5.069

Copia su supporto informatico conforme al documento originale su supporto cartaceo a sensi dell'art. 22, D. Lgs 7 marzo 2005 n. 82 , in termine utile di registrazione per il Registro Imprese di Milano -Monza- Brianza - Lodi

Firmato Carlo Marchetti

Milano, 25 maggio 2022

Assolto ai sensi del decreto 22 febbraio 2007 mediante M.U.I.



28 aprile 2022

FinecoBank S.p.A.

Assemblea Ordinaria del 28 aprile 2022

## LISTA ESITO DELLE VOCAZIONI

Oggetto: 2. Destinazione del risultato dell'esercizio 2021 di FinecoBank S.p.A.

### FAVOREVOLI

Cognome	Tot. Voti	Proprio	Delega
**J JERCIERS "RETRIBUTIVE" SYSTEM OF THE CITY OF NEW YORK	76.644	0	76.644
**J SPARIS "WHOLESALE" INTERNATIONAL EQUITY INDEX FUND	43.101	0	43.101
**D AVIVA INVESTORS PORTFOLIO FUNDS IOWC AVIVA INVESTORS MULTI-ASSET CORE FUND II	1.636	0	1.636
**D AVIVA INVESTORS PORTFOLIO FUNDS IOWC AVIVA INVESTORS MULTI-ASSET CORE FUND III	2.309	0	2.309
**D THE BARCLAYS BANK UK RETIREMENT FUND	805	0	805
**D THE BARCLAYS BANK UK RETIREMENT FUND	4.351	0	4.351
**D JPMORGAN FUND III IOWC-JPM "OVERSEAS" GROWTH FUND	30.321.646	0	30.321.646
**D JPMORGAN FUND III IOWC-JPM "OVERSEAS" GROWTH FUND	4.423	0	4.423
**D JPMORGAN FUND III IOWC-JPM "OVERSEAS" GROWTH FUND	54.383	0	54.383
**D JPMORGAN FUND III IOWC-JPM "OVERSEAS" GROWTH FUND	297.687	0	297.687
**D JPMORGAN FUND III IOWC-JPM "OVERSEAS" GROWTH FUND	840.000	0	840.000
**D JPMORGAN FUND III IOWC-JPM "OVERSEAS" GROWTH FUND	71.819	0	71.819
**D JPMORGAN FUND III IOWC-JPM "OVERSEAS" GROWTH FUND	2.242	0	2.242
**D JPMORGAN FUND III IOWC-JPM "OVERSEAS" GROWTH FUND	2.242	0	2.242
**D JPMORGAN FUND III IOWC-JPM "OVERSEAS" GROWTH FUND	113.825	0	113.825
**D JPMORGAN FUND III IOWC-JPM "OVERSEAS" GROWTH FUND	14.272	0	14.272
**D JPMORGAN FUND III IOWC-JPM "OVERSEAS" GROWTH FUND	1.019.877	0	1.019.877
**D JPMORGAN FUND III IOWC-JPM "OVERSEAS" GROWTH FUND	428	0	428
**D JPMORGAN FUND III IOWC-JPM "OVERSEAS" GROWTH FUND	48.300	0	48.300
**D JPMORGAN FUND III IOWC-JPM "OVERSEAS" GROWTH FUND	113.833	0	113.833
**D JPMORGAN FUND III IOWC-JPM "OVERSEAS" GROWTH FUND	341.224	0	341.224
**D JPMORGAN FUND III IOWC-JPM "OVERSEAS" GROWTH FUND	2.506	0	2.506
**D JPMORGAN FUND III IOWC-JPM "OVERSEAS" GROWTH FUND	5.482	0	5.482
**D JPMORGAN FUND III IOWC-JPM "OVERSEAS" GROWTH FUND	45.828	0	45.828
**D JPMORGAN FUND III IOWC-JPM "OVERSEAS" GROWTH FUND	936	0	936
**D JPMORGAN FUND III IOWC-JPM "OVERSEAS" GROWTH FUND	1.601	0	1.601
**D JPMORGAN FUND III IOWC-JPM "OVERSEAS" GROWTH FUND	420.673	0	420.673
**D JPMORGAN FUND III IOWC-JPM "OVERSEAS" GROWTH FUND	1.843.840	0	1.843.840
**D JPMORGAN FUND III IOWC-JPM "OVERSEAS" GROWTH FUND	32.031	0	32.031
**D JPMORGAN FUND III IOWC-JPM "OVERSEAS" GROWTH FUND	16.336	0	16.336
**D JPMORGAN FUND III IOWC-JPM "OVERSEAS" GROWTH FUND	7.753.726	0	7.753.726
**D JPMORGAN FUND III IOWC-JPM "OVERSEAS" GROWTH FUND	287.391	0	287.391
**D JPMORGAN FUND III IOWC-JPM "OVERSEAS" GROWTH FUND	639.773	0	639.773
**D JPMORGAN FUND III IOWC-JPM "OVERSEAS" GROWTH FUND	3.872	0	3.872
**D JPMORGAN FUND III IOWC-JPM "OVERSEAS" GROWTH FUND	335.829	0	335.829
**D JPMORGAN FUND III IOWC-JPM "OVERSEAS" GROWTH FUND	6.842	0	6.842
**D JPMORGAN FUND III IOWC-JPM "OVERSEAS" GROWTH FUND	442.725	0	442.725
**D JPMORGAN FUND III IOWC-JPM "OVERSEAS" GROWTH FUND	1.571.500	0	1.571.500
**D JPMORGAN FUND III IOWC-JPM "OVERSEAS" GROWTH FUND	58.741	0	58.741
**D JPMORGAN FUND III IOWC-JPM "OVERSEAS" GROWTH FUND	4.663	0	4.663
**D JPMORGAN FUND III IOWC-JPM "OVERSEAS" GROWTH FUND	1.855	0	1.855
**D JPMORGAN FUND III IOWC-JPM "OVERSEAS" GROWTH FUND	6.740	0	6.740
**D JPMORGAN FUND III IOWC-JPM "OVERSEAS" GROWTH FUND	8.696	0	8.696
**D JPMORGAN FUND III IOWC-JPM "OVERSEAS" GROWTH FUND	12.466	0	12.466
**D JPMORGAN FUND III IOWC-JPM "OVERSEAS" GROWTH FUND	1.770	0	1.770
**D JPMORGAN FUND III IOWC-JPM "OVERSEAS" GROWTH FUND	6.972.185	0	6.972.185
**D JPMORGAN FUND III IOWC-JPM "OVERSEAS" GROWTH FUND	2.104.712	0	2.104.712
**D JPMORGAN FUND III IOWC-JPM "OVERSEAS" GROWTH FUND	189.560	0	189.560
**D JPMORGAN FUND III IOWC-JPM "OVERSEAS" GROWTH FUND	1.329	0	1.329
**D JPMORGAN FUND III IOWC-JPM "OVERSEAS" GROWTH FUND	182.773	0	182.773
**D JPMORGAN FUND III IOWC-JPM "OVERSEAS" GROWTH FUND	2.062	0	2.062
**D JPMORGAN FUND III IOWC-JPM "OVERSEAS" GROWTH FUND	329.767	0	329.767



Pagina 13

## LISTA ESITO DELLE VOTAZIONI

Oggetto: 2. Destinazione del risultato dell'esercizio 2021 di FincoBank S.p.A.

## FAVOREVOLI

Cognome	Propr	Delega
*** FIAT SELECT INTERNATIONAL EQUITY FUND, IIC	0	53.136
*** INVESTMENTSTORINGEN DANSKE INVEST INDEX GLOBAL AC RESTRICTED - ACCUMULATING RL	0	15.882
*** INVESTMENTSTORINGEN DANSKE INVEST INDEX FUTURE RESPECTED - ACCUMULATING RL	0	31.168
*** INVESTMENTSTORINGEN DANSKE INVEST GLOBAL INDEXES NL	0	14.618
*** JPMORGAN STRETS (IRELAND) CORP-STRUCTURE REFERENCE FINANCIAL IN RE (ISS) DOTS 10F	0	100.331
*** JPMORGAN STRETS (IRELAND) CORP-STRUCTURE REFERENCE FINANCIAL IN RE (ISS) DOTS 10F	0	41.049
*** THE MASTER TRUST BANK OF ALBANIA, LTD. OF: MTR00000001129	0	1.910
*** ACTIAZ EUROPEAN INDEX AANDSCHEFONDS WERELD	0	3.447
*** ASIA'S RICHES 2000 VIII	0	232.865
*** UNIVERSAL-INVESTMENT-GESELLSCHAFT MBH ON BEHALF OF BROKER-LI-FONDS	0	9.816
*** ANTONIO-LEVIN INVESTMENT-GESELLSCHAFT MBH ON BEHALF OF BROKER-LI-FONDS	0	7.569
*** ACTIAZ EUROPEAN INDEX AANDSCHEFONDS WERELD	0	42.227
*** UNIVERSAL-INVESTMENT-GESELLSCHAFT MBH ON BEHALF OF UNIVERSAL 000	0	17.374
*** ACTIAZ EUROPEAN INDEX AANDSCHEFONDS WERELD	0	15.227
*** UNIVERSAL-INVESTMENT-GESELLSCHAFT MBH ON BEHALF OF UNIVERSAL CA V	0	24.974
*** AZ FUND 1 AZ EQUITY EUROPE	0	126.000
*** FORELON STOCK INDEX FUND FUND	0	23.222
*** SINGAPORE EQUITY INDEX FUND FUND	0	147
*** SOCIAL SECURITY OFFICE	0	57.394
*** THE S. M. JOURNAL	0	10.000
*** STANFORD ALEX INTERNATIONAL DESIGNED ACTIVELY COMPANY	0	21.000
*** SUTTING SPENT INVESTMENTS	0	364.258
*** MANDARINE FUNDS-MANDARINE ACTIVE	0	52.950
*** STATE OF NEW MEXICO STATE INVESTMENT COUNCIL	0	540.000
*** SWISS CA - 0.1% SWISS CREDIT FUNDS AG	0	84.310
*** EUROPE CAPITAL GROWTH FUND	0	54.471
*** ER ER WORLD EQUITY CREDIT FUNDS AG	0	2.350.000
*** THE VANDERBILT CAPITAL VALUE	0	18.842
*** SWISS CA - 0.1% SWISS CREDIT FUNDS AG	0	30.759
*** SWISS CA - 0.1% SWISS CREDIT FUNDS AG	0	1.224
*** SWISS CA - 0.1% SWISS CREDIT FUNDS AG	0	1.255
*** SWISS CA - 0.1% SWISS CREDIT FUNDS AG	0	306.000
*** SWISS CA - 0.1% SWISS CREDIT FUNDS AG	0	32.212
*** SWISS CA - 0.1% SWISS CREDIT FUNDS AG	0	109.535
*** SWISS CA - 0.1% SWISS CREDIT FUNDS AG	0	39.831
*** SWISS CA - 0.1% SWISS CREDIT FUNDS AG	0	1.297.390
*** SWISS CA - 0.1% SWISS CREDIT FUNDS AG	0	160.327
*** SWISS CA - 0.1% SWISS CREDIT FUNDS AG	0	49.615
*** SWISS CA - 0.1% SWISS CREDIT FUNDS AG	0	25.832
*** SWISS CA - 0.1% SWISS CREDIT FUNDS AG	0	81.896
*** SWISS CA - 0.1% SWISS CREDIT FUNDS AG	0	1.296
*** SWISS CA - 0.1% SWISS CREDIT FUNDS AG	0	303.906
*** SWISS CA - 0.1% SWISS CREDIT FUNDS AG	0	121.315
*** SWISS CA - 0.1% SWISS CREDIT FUNDS AG	0	47.431
*** SWISS CA - 0.1% SWISS CREDIT FUNDS AG	0	743
*** SWISS CA - 0.1% SWISS CREDIT FUNDS AG	0	245.183
*** SWISS CA - 0.1% SWISS CREDIT FUNDS AG	0	1.601
*** SWISS CA - 0.1% SWISS CREDIT FUNDS AG	0	2.179.396
*** SWISS CA - 0.1% SWISS CREDIT FUNDS AG	0	237.129
*** SWISS CA - 0.1% SWISS CREDIT FUNDS AG	0	9.164
*** SWISS CA - 0.1% SWISS CREDIT FUNDS AG	0	22.468
*** SWISS CA - 0.1% SWISS CREDIT FUNDS AG	0	31.344

LISTA ESITO DELLE VOTAZIONE

Oggetto: 2. Destinazione del risultato dell'esercizio 2021 di FinecoBank S.p.A.

FAVOREVOLI

Cognome	Tot. Voti	Proprio	Delega
**D AMERICAN ELECTRIC POWER SYSTEM RETIRED MEDICAL TRUST FOR GE S	11.246	0	11.246
**D RAPTRADFORMATION MP INVEST INTERNATIONAL AKTIEF	41.951	0	41.951
**D SHANUS HALLAMER PENSION PLAN II DEFINED BENEFIT PLAN TRUST	66.257	0	66.257
**D RAYM ACTION OF NBL INTERNATIONAL STOCK INDEX FUND	28.121	0	28.121
**D GABRI W&S CORP STRATEGIES INTERNATIONAL EQUITY FUND	105.250	0	105.250
**D VIRGINIA TECH FOUNDATION INC	2.908	0	2.908
**D EXETER TRUST COMPANY COLLECTIVE INVESTMENT FUNDS FOR EMPLOYEE BENEFIT TRUSTS	223.933	0	223.933
**D ADVANCED SECURITIES TRUST ASST 1 FOMC PRICE DIVERSIFIED REBAL.	1.697	0	1.697
**D ADVANCED SECURITIES TRUST ASST 1 FOMC PRICE GROWTH OPPORTUNIT	32.758	0	32.758
**D SYNERGY PARADYMIC GLOBAL EQUITY FUND	6.173	0	6.173
**D SIXSEVEN PARADYMIC INTERNATIONAL EQUITY FUND	7.772	0	7.772
**D INVESTSEQUE CAPITAL MANAGEMENT	138.787	0	138.787
**D BALLAD R AFFORD COLLECTIVE INVESTMENT TRUST	555.987	0	555.987
**D WYLA INVESTMENT MANAGEMENT CO LLC	695	0	695
**D LEGAL AND GENERAL UTILITIES EYE PLC	7.075	0	7.075
**D OSSIDAN IRL COV	33.967	0	33.967
**D NATIONAL BANK FINANCIAL INC	1.719	0	1.719
**D SHIMING DISCOVERY ABC DEVELOPED MARKETS EQUITY FOM.	7.671.043	0	7.671.043
**D TRACKED FUND ALL WORLD EX US INDEX FUND	1.97.095	0	1.97.095
**D VANGUARD EUROPEAN STOCK INDEX FUND	1.320.810	0	1.320.810
**D VANGUARD INTERNATIONAL GROWTH FUND	9.933.712	0	9.933.712
**D MITIGRENTY COLLEGE	2.800	0	2.800
**D BILKA COMMUNITY FOUNDATION	4.400	0	4.400
**D BIANOSA LLC	984	0	984
**D WYLA ENHANCED INNOV. PORTFOLIO	7.216	0	7.216
**D EATON VANGUARD TRUST COMPANY COLLECTIVE INVESTMENT TRUSTS	23.146	0	23.146
**D NOTABLES AS SOLE TRUSTEE OF THE NOTABLY ENHANCED TRUST	5.304	0	5.304
**D FVT 2 SOLUTIONS TRK QUALIFIED NUCLEAR TECHNOLOGICAL TRUST	4.484	0	4.484
**D FVTOS VANCE TRUST COMPANY INTERNATIONAL SMALL CAP CORPORATE	15.640	0	15.640
**D CONSOLIDATED EDISON RETIREMENT PLAN	27.164	0	27.164
**D PARTS UNIT 1 QUALIFIED NUCLEAR DECOMMISSIONING FUND	3.637	0	3.637
**D ROBINSON UNIT 2 QUALIFIED NUCLEAR DECOMMISSIONING FUND	5.744	0	5.744
**D DRUGSRIK UNIT 2 QUALIFIED NUCLEAR	7.250	0	7.250
**D WYLA INTERNATIONAL HIGH DIVIDEND LOW VOLATILITY FUND	3.652	0	3.652
**D SCOT REACH UNIT 1 AND UNIT 2 NON QUALIFIED TRUST	12.381	0	12.381
**D SUPERVALU INC MASTER INVESTMENT TRUST	17.310	0	17.310
**D SUPERVALU INTERNATIONAL LLC	1.588	0	1.588
**D MORGAN II LLC	1.412	0	1.412
**D UNIVERSAL SHOWNERS MARINE INSURANCE ASSOCIATION LIMITED	2.721	0	2.721
**D STITCHING PANSIOPHENS NOTARIAT	4.119	0	4.119
**D DEUTSCHE DOG EO	693.066	0	693.066
**D NORTH CAROLINA SUPPLEMENTAL RETIREMENT PLANS GROUP TRUST	25.291	0	25.291
**D REBUILER WHITFACOR DEVELOPED INTERNATIONAL INDEX ETF	13.648	0	13.648
**D CENTRAL PENSION FUND OF THE INTERNATIONAL UNION OF OPERATING EMPLOYERS	6.394	0	6.394
**D BROTHER GABRIEL REAFTH FOUNDATION INC	14.164	0	14.164
**D INVERSCO MARINES II PLC	1.273	0	1.273
**D GLOBAL ATLANTIC BLACKROCK DISCIPLINED INTERNATIONAL CORP. PORTFOLIO	20.000	0	20.000
**D FVR ITS FOMES	1.611	0	1.611
**D PERAS UTILITIES QUAL ADV PARTNERSHIP	2.394	0	2.394
**D SELL CANADA 2007 TENSION PLAN	26.954	0	26.954
**D SANTA BARBARA COUNTY EMPLOYEES RETIREMENT SYSTEM	1	0	1
**D 1993 VOLUNTARY EMPLOYEES RETIREMENT ASSOCIATION OF THE WORK-EMPLOYED EMPLOYEES OF THE WORK-EMPLOYED PERSON COMPANY	1	0	1







LISTA ESITO DELLE VOTAZIONI

Oggetto: 2. Destinazione del risultato dell'esercizio 2021 di FinecoBank S.p.A.

FAVOREVOLI


Cognome	Tot. Voti	Proprio	Delega
**D INVESTO S AND F EUROPA 350 LOCAL MORTGAGE TRUST EFF	431	0	431
**D ALLSTATE INSURANCE COMPANY	12.695	0	12.695
**D AC 50 PRISON PRICES FUND INTERNATIONAL EFF	10.981	0	10.981
**D ARTHUR SACHS ETF TRUST GOLDMAN SACHS ACTIVE BETA "INTERNAT	186.748	0	186.748
**D GOLDMAN SACHS FOF TRUST GOLDMAN SACHS ACTIVE BETA EUROPE S	1.846	0	1.846
**D AXA MBS FUNDING RESERVE FUND EFF	250.000	0	250.000
**D ARTHUR SACHS FUNDING RESERVE FUND EFF	1.326	0	1.326
**D VOWA GLOBAL EQUITY TRUST	122.497	0	122.497
**D VOWA GLOBAL EQUITY TRUST	49.367	0	49.367
**D EMPLOYER RETIREMENT SYSTEM OF THE CITY OF BALTIMORE	789	0	789
**D VOWA GLOBAL HIGH DIVIDEND LOW VOLATILITY PORTFOLIO	103.894	0	103.894
**D VOWA INTERNATIONAL INDEX PORTFOLIO	86.480	0	86.480
**D THE AMERICAN UNIVERSITY IN CATO	2.709	0	2.709
**D THE AMERICAN UNIVERSITY IN CATO	89.667	0	89.667
**D THE AMERICAN UNIVERSITY IN CATO	525	0	525
**D THE AMERICAN UNIVERSITY IN CATO	65.028	0	65.028
**D THE AMERICAN UNIVERSITY IN CATO	89.366	0	89.366
**D THE AMERICAN UNIVERSITY IN CATO	10.455	0	10.455
**D THE AMERICAN UNIVERSITY IN CATO	1	0	1
**D THE AMERICAN UNIVERSITY IN CATO	3.087	0	3.087
**D THE AMERICAN UNIVERSITY IN CATO	8.340	0	8.340
**D THE AMERICAN UNIVERSITY IN CATO	475.684	0	475.684
**D THE AMERICAN UNIVERSITY IN CATO	29.689	0	29.689
**D THE AMERICAN UNIVERSITY IN CATO	3.699	0	3.699
**D THE AMERICAN UNIVERSITY IN CATO	3.360	0	3.360
**D THE AMERICAN UNIVERSITY IN CATO	27.291	0	27.291
**D THE AMERICAN UNIVERSITY IN CATO	34.948	0	34.948
**D THE AMERICAN UNIVERSITY IN CATO	57.333	0	57.333
**D THE AMERICAN UNIVERSITY IN CATO	164.543	0	164.543
**D THE AMERICAN UNIVERSITY IN CATO	1.440	0	1.440
**D THE AMERICAN UNIVERSITY IN CATO	1.469.586	0	1.469.586
**D THE AMERICAN UNIVERSITY IN CATO	339.756	0	339.756
**D THE AMERICAN UNIVERSITY IN CATO	269.438	0	269.438
**D THE AMERICAN UNIVERSITY IN CATO	7.169	0	7.169
**D THE AMERICAN UNIVERSITY IN CATO	51.955	0	51.955
**D THE AMERICAN UNIVERSITY IN CATO	892	0	892
**D THE AMERICAN UNIVERSITY IN CATO	17.878	0	17.878
**D THE AMERICAN UNIVERSITY IN CATO	42.036	0	42.036
**D THE AMERICAN UNIVERSITY IN CATO	2.923	0	2.923
**D THE AMERICAN UNIVERSITY IN CATO	11.825	0	11.825
**D THE AMERICAN UNIVERSITY IN CATO	179.242	0	179.242
**D THE AMERICAN UNIVERSITY IN CATO	2.391.231	0	2.391.231
**D THE AMERICAN UNIVERSITY IN CATO	154.966	0	154.966
**D THE AMERICAN UNIVERSITY IN CATO	40.967	0	40.967
**D THE AMERICAN UNIVERSITY IN CATO	131.428	0	131.428
**D THE AMERICAN UNIVERSITY IN CATO	4.656	0	4.656
**D THE AMERICAN UNIVERSITY IN CATO	590	0	590
**D THE AMERICAN UNIVERSITY IN CATO	78.289	0	78.289
**D THE AMERICAN UNIVERSITY IN CATO	28.211	0	28.211
**D THE AMERICAN UNIVERSITY IN CATO	150.356	0	150.356
**D THE AMERICAN UNIVERSITY IN CATO	1.427	0	1.427
**D THE AMERICAN UNIVERSITY IN CATO	2.702	0	2.702

## LISTA ESITO DELLE VOTAZIONI

Oggetto: 2. Destinazione del risultato dell'esercizio 2021 di FincoBank S.p.A.

## FAVOREVOLI

Cognome	Tot. Voti	Proprio	Delega
**D NEE ZINBERGER RETAIL PARTNERS II	3.457	0	3.457
**D DREW FUND FUND	6.905	0	6.905
**D FIDELITY BAL INTERNATIONAL INDEX FUND	201.378	0	201.378
**D AURION GLOBAL EQUITY FUND	1.692	0	1.692
**D AIL INTERNATIONAL INDEX FUND	58.168	0	58.168
**D BEL IER INTERNATIONAL CORE EQUITY FUND	4.911	0	4.911
**D BRACOROCK FUND MANAGERS LTD	8.814.359	0	8.814.359
**D EE ALVER AND MARGARILE GLOBAL RECOVERY FUND	60.513	0	60.513
**D JOHN DEERE PENSION TRUST	167.882	0	167.882
**D JOHN DEERE PENSION TRUST	103.023	0	103.023
**D FMC CITICOR FOOD PROCESS RECIPIENT SYSTEM	40.909	0	40.909
**D FIRST TRUST GLOBAL FUND TIC FIRST TRUST GLOBAL EQUITY IN	1.002	0	1.002
**D CMC INCOME INSURANCE CO OPERATIVE LIMITED	4.947	0	4.947
**D COINITY AND VENTURA GOVERNMENT CAPITAL IMPROVEMENT TRUST FUND	82.630	0	82.630
**D ALAMAXA FUND FUND	189.290	0	189.290
**D CON ENTERPRISES INC MASTER TRUST	158.066	0	158.066
**D NATIONAL ELEVATOR INDUSTRY PENSION PLAN	162.406	0	162.406
**D MAPPS NEW LIFE PLC	117.085	0	117.085
**D ALAMAXA BERNHEIM FUND CORPORATION	6.447	0	6.447
**D KROONEN BANK ACTING AS TRUSTEE OF SAMSON EUROPEAN ESG SECURITIES MASTER INVESTMENT TRUST EQUITY	48.660	0	48.660
**D EPT OIRA FUND	32.083	0	32.083
**D INSA TRFAYS	44.992	0	44.992
**D AKA REVILLI COLLECTIVE INVESTMENT TRUST	34.200	0	34.200
**D COMMONWEALTH OF PENNSYLVANIA PUBLIC SCHOOL EMPLOYEES RETIRE	67.117	0	67.117
**D COMMONWEALTH OF PENNSYLVANIA PUBLIC SCHOOL EMPLOYEES RETIREMENT SYSTEM	525.797	0	525.797
**D COMMONWEALTH OF PENNSYLVANIA TREASURY	3.251	0	3.251
**D PUBLIC EMPLOYEES RETIREMENT SYSTEM OF NEVADA	340.461	0	340.461
**D RETIREMENT BENEFITS INVESTMENT FUND	5.283	0	5.283
**D TEXAS EDUCATION AGENCY	16.931	0	16.931
**D FOMI RETIREMENT CO LTD	15.138	0	15.138
**D FOMI RETIREMENT CO LTD	2.438	0	2.438
**D MILITARY OF DEFENSE PENSION FUND OF THE SULTANATE OF OMAN	28.874	0	28.874
**D RIVER AND MERCANTILE GLOBAL HIGH RUPRA FUND	3.910	0	3.910
**D RIVER AND MERCANTILE GLOBAL HIGH RUPRA FUND	56.850	0	56.850
**D FINANCIAL GROUPER EUROPE INVESTMENT TRUST PLC	665.513	0	665.513
**D FINANCIAL GROUPER EUROPE INVESTMENT TRUST PLC	923.348	0	923.348
**D ASSEKUR STANDARD SICRY II	30.100	0	30.100
**D TEXAS EDUCATION AGENCY	137	0	137
**D OFFERING ENGINEER LOCAL 101 PENSION FUND	23.211	0	23.211
**D BELL ATLANTIC MASTER TRUST	100.000	0	100.000
**D VERIZON EASTERN SAVINGS TRUST	2.048	0	2.048
**D VERA MULLI MENAGER INTERNATIONAL FACTORS FUND	105.000	0	105.000
**D THE HERR GOVERNMENT SCHOOLS FUND	69.014	0	69.014
**D STICHER BARONSKI PHOTOGRAPHY	309	0	309
**D PUBLIC SLAVE ENTERPRISE GROUP INCORPORATED MASTER DEFINED TRUST	99.995	0	99.995
**D ENRY ENERGY QUALIFIED NUCLEAR DECOMMISSIONING	259.290	0	259.290
**D ORION FUND TRUST OPTIMUM INTERNATIONAL FUND	25.722	0	25.722
**D QUALITY EDUCATION FUND	323.316	0	323.316
**D INVESCO INTERNATIONAL DEVELOPED DYNAMIC MULTIFACTOR FUND	1.093	0	1.093
**D PUBLIC EMPLOYEES RETIREMENT SYSTEM OF OHIO	8.340	0	8.340
**D ADVANCE PLANNING LIMITED	1.587.483	0	1.587.483
	2.541	0	2.541



Pagina 11

1.843 0 Azionisti in proprio: 1.843 0 Azionisti in delega: 1.843 0

DE\* delega alla persona fisica sopra indicata (con il numero della scheda magnetica) (variazione effettuata alla posizione assistita)

DE\* delega alla persona fisica sopra indicata (con il numero della scheda magnetica) (variazione effettuata alla posizione assistita)

DE\* delega alla persona fisica sopra indicata (con il numero della scheda magnetica) (variazione effettuata alla posizione assistita)





## LISTA ESITO DELLA VOTAZIONE

Oggetto: 2. Destinazione del risultato dell'esercizio 2021 di FincoBank S.p.A.

## FAVOREVOLI

Cognome	Tot. Voti	Proprio	Delega
**3 STRATEGY SLOW	4.435	0	4.435
**3 USE TECH STRATEGY SLOW SAR CYBIC (USD)	2.472	0	2.472
**3 USE TECH KEY SELECTION STICAV - SYSTEMATIC ALLOCAT PIF EQUITY (USD)	5.221	0	5.221
**3 USE TECH SLOW 1	403	0	403
**3 DOW-MONRO SELECTION FUND - CORE MULO RILEVATO	12.288	0	12.288
**3 DOW-MONRO SELECTION FUND -CORE MULO	21.960	0	21.960
**3 ASSET MANAGEMENT -EMERGENCY LOGS COP	16.826	0	16.826
**3 STITCHING PENSIONFONDS ING	32.171	0	32.171
**3 LEGAL AND GENERAL FCF	25.136	0	25.136
**3 BANK OF BOTSWANA	39.300	0	39.300
**3 THE PUBLIC INSTITUTION FOR SOCIAL SOLIDITY	100.806	0	100.806
**3 GENERAL ORGANISATION FOR SOCIAL INSURANCE	261.703	0	261.703
**3 INTERNATIONAL AUNTMARY FUND RETIRED STAFF BENEFITS INVESTMENT ACCOUNT	148.854	0	148.854
**3 WELLS COMMON INVESTMENT FUND.	52.671	0	52.671
**3 ANBAR AP FUND	4.873	0	4.873
**3 RAINFUT OFFERED EUROPEAN GROWTH TRUST P.C.	113.874	0	113.874
**3 EL MOUTI HANAGER BALANCED EMERGED TRUST	483.414	0	483.414
**3 EL MOUTI HANAGER SPECIAL SITUATIONS TRUST.	231.499	0	231.499
**3 EL MOUTI HANAGER EUROPEAN	338.145	0	338.145
**3 BENEFIT MTON EUROPEAN SUSTAINABLE LEADERS FUND	49.833	0	49.833
**3 PREMIER MTON EUROPEAN CREDITOPUNITIES FUND	232.423	0	232.403
**3 LEGAL & GENERAL FUTURE WORLD ESC DEVELOPED LAMDA FUND	6.833.736	0	6.833.736
**3 LEGAL AND GENERAL GLOBAL EQUITY INDEX FUND	19.537	0	19.537
**3 LEGAL AND GENERAL EUROPEAN INDEX TRUST	1.882	0	1.882
**3 JUPITER EUROPEAN FUND.	333.571	0	333.521
**3 JUPITER EUROPEAN SPECIAL SITUATIONS FUND.	10.123.457	0	10.123.457
**3 JUPITER EUROPEAN SMARTER COMPANIES FUND.	509.596	0	509.586
**3 JUPITER EUROPEAN FUND.	34.679	0	34.679
**3 JUPITER EUROPEAN SPECIAL SITUATIONS FUND.	69.261	0	69.261
**3 JUPITER EUROPEAN SMARTER COMPANIES FUND.	3.305	0	3.305
**3 JUPITER EUROPEAN SMARTER COMPANIES FUND.	44.370	0	44.370
**3 PREMIER MTON EUROPEAN CREDITOPUNITIES FUND	55.601	0	55.601
**3 SELECTING PIF FAY LIQUID ASSET FUNDS	28.942	0	28.942
**3 SALT RIVER FLEX PARTSOTA INDIAN COMMUNITY	29.567	0	29.567
**3 SALT RIVER FLEX PARTSOTA INDIAN COMMUNITY	24.712	0	24.712
**3 THE BOARD OF THE BENEFIT PROTECTION FUND BENEFITSAVOR	19.948	0	19.948
**3 THE BOARD OF THE BENEFIT PROTECTION FUND BENEFITSAVOR	17.587	0	17.587
**3 UNITED MINE WORKERS OF AMERICA 1974 PENSION TRUST	140.423	0	140.423
**3 UNITED MINE WORKERS OF AMERICA 1974 PENSION TRUST	30.186	0	30.186
**3 UNITED MINE WORKERS OF AMERICA 1974 PENSION TRUST	83.089	0	83.089
**3 UNITED MINE WORKERS OF AMERICA 1974 PENSION TRUST	164.079	0	164.079
**3 UNITED MINE WORKERS OF AMERICA 1974 PENSION TRUST	1.634	0	1.634
**3 UNITED MINE WORKERS OF AMERICA 1974 PENSION TRUST	30.829	0	30.829
**3 UNITED MINE WORKERS OF AMERICA 1974 PENSION TRUST	49.257	0	49.257
**3 UNITED MINE WORKERS OF AMERICA 1974 PENSION TRUST	14.088	0	14.088
**3 UNITED MINE WORKERS OF AMERICA 1974 PENSION TRUST	9.361	0	9.361
**3 UNITED MINE WORKERS OF AMERICA 1974 PENSION TRUST	1.615	0	1.615
**3 UNITED MINE WORKERS OF AMERICA 1974 PENSION TRUST	17.582	0	17.582
**3 UNITED MINE WORKERS OF AMERICA 1974 PENSION TRUST	16.757	0	16.757
**3 UNITED MINE WORKERS OF AMERICA 1974 PENSION TRUST	202.238	0	202.238
**3 UNITED MINE WORKERS OF AMERICA 1974 PENSION TRUST	15.161	0	15.161
**3 UNITED MINE WORKERS OF AMERICA 1974 PENSION TRUST	903.033	0	903.033

LISTA ESITO DELLE VOTAZIONE

Oggetto: 2. Destinazione del risultato dell'esercizio 2021 di FincoBank S.p.A.

FAVOREVOLI

Cognome	For. Voti	Proprio	Delega
**0 PORTO EMPLOYERS RETIREMENT ASSOCIATION OF COLORADO	728.679	0	728.679
**0 DOM RETIREMENT GROUP TRUST	77.458	0	77.458
**0 EUREX FUND BOARD OF GUARDIANS FOR AND ON BEHALF OF EUREX F.	150.023	0	150.023
**0 VORTERA TRUST TRUSTS COMMON CONTRACTA FUND	415.285	0	415.285
**0 COMMERZBANK GLOBAL INFRASTRUCTURE SECURITIES FUND L.	36.394	0	36.394
**0 MUNICIPAL EMPLOYERS ASSURANCE AND BENEFIT FUND OF CALIFORNIA	1.371	0	1.371
**0 UNITED NATIONS REFUGEE AND WORKS AGENCY FOR PALESTINE REFUGEE	3.565	0	3.565
**0 WALTON L. WALTON FAMILY TRUST LAC 03 14 13	9.950	0	9.950
**0 SPRI ON COMMON DAILY ALL COUNTRY WORLD EX US INVESTABLE MARKET INDEX FUND NON LENDING	22.798	0	22.798
**0 R.F. GUINAR NUCLEAR POWER PLANT QUALIFIED FUND	1.200	0	1.200
**0 SEAN P. MARADE 2016 TRUST DAD FEB 8 1991	1.693	0	1.693
**0 INTERNATIONAL GROWTH FUND	322.000	0	322.000
**0 S. ROBERT WALTON 2010 TRUST	5.144	0	5.144
**0 QS INVESTORS INTERNATIONAL EQUITY DEC 07	515	0	515
**0 NEW 1987 ARTISTS IT TRUST TRUST 09	279	0	279
**0 STEWART L. WALTON FAMILY TRUST DAD 3 14 13	6.478	0	6.478
**0 S. ROBERT WALTON 2010 TRUST NO. 4 ARTISTS IT TRUST	3.187	0	3.187
**0 PRESBYTERIAN CHURCH (USA) FOUNDATION	6.124	0	6.124
**0 THE CALIFORNIA WELLNESS FOUNDATION	56.416	0	56.416
**0 CALVERT CLIFFS NUCLEAR POWER PLANT UNIT ONE QUALIFIED FUND	2.500	0	2.500
**0 ADV SAVINGS PLAN TRUST	31.220	0	31.220
**0 TACELLE MEMORIAL ENDOWMENT	14.320	0	14.320
**0 ALICE A. PROFFITT FAMILY TRUST DAD 03 27 13	1.059	0	1.059
**0 CORTEVA AGRISCIENCE LIFEWISDOM CONSULTATION PLAN MASTER TRUST	19.779	0	19.779
**0 DEBRACK MITCHELL CAP GROWTH FUND	96.264	0	96.264
**0 ESSENTIAL HEALTH	3.204	0	3.204
**0 HANDING FORWARD FUNDS INC. INTERNATIONAL EQUITY RESEARCH PORTFOLIO	2.153	0	2.153
**0 HALLIBURTON COMPANY EMPLOYEES BENEFIT TRUST	61.286	0	61.286
**0 ALBERT SOLUTIONS LLC 401(K) PLAN TRUST	13.386	0	13.386
**0 JOSEPH GREEN CORPORATION	1.022	0	1.022
**0 ACCL ON COMMON DAILY FAIR INDEX FUND NON LENDING	90.075	0	90.075
**0 KEMOURS CORPORATION	362	0	362
**0 KENE MIER TRUST NO QUALIFIED PARTNERSHIP	3.800	0	3.800
**0 ROBERT SCHMIDT DEFENSE CONSULTATION MASTER TRUST	70.229	0	70.229
**0 THE MEDICAL AND DENTAL DEFENSE UNION OF SCOTLAND	18.618	0	18.618
**0 WYLLIE 401(K) PLAN TRUST	287.778	0	287.778
**0 S.A. GLOBAL INVESTMENT FUND	2.309	0	2.309
**0 HONG KONG SPECIAL ADMINISTRATIVE REGION GOVERNMENT EXCHANGE	600.032	0	600.032
**0 BAXTER FUND ASSOCIATION	752	0	752
**0 GLOBAL FUND FUND NAVROSE INC	21.276	0	21.276
**0 SEYMOUR INTERNATIONAL FUND	1.064	0	1.064
**0 SEYMOUR INTERNATIONAL TRUST	3.427	0	3.427
**0 SUN GLOBAL PARTNERSHIP TRUST	626	0	626
**0 NEW INVESTMENTS LLC	581	0	581
**0 THYSSER GLOBAL INVESTMENTS CORP	571	0	571
**0 FIO BEN INVESTMENTS LLC	46.375	0	46.375
**0 CLAYD SPRINGS LLC	71	0	71
**0 CARROLL AVENUE PARTNERS LLC	753	0	753
**0 CHCP GLOBAL SECURITIES LP	1.881	0	1.881
**0 JILLON MARKETABLE SECURITIES COMMON INVEST FUND C KEMWORTH MANAGEMENT	1.354	0	1.354
**0 TWASIV INVEST LLC	1.693	0	1.693
**0 DEL LP EQUITY TRUST	1.693	0	1.693



DE\* delega alla persona firmataria l'incarico di rappresentare il numero delle schede magnetiche  
 DE\* delega alla persona firmataria l'incarico di rappresentare il numero delle schede magnetiche (votazione elettronica)  
 RI\* rappresenta la persona firmataria in nome della persona firmataria

Azionisti: 1.843 Teste: 1.843  
 Azionisti in proprio: 0 Azionisti in delega: 1.843

## LISTA ESITO DELLE VOTAZIONI

Oggetto: 2. Destinazione del risultato dell'esercizio 2021 di FincoBank S.p.A.

## FAVOREVOLI

Cognome	Tot. voti	Proprio	Delega
** INTERCONTORE EXPANITACE BENEFIT MASTER TRUST	2.060	0	2.060
** ISLAM EMIRY INVESTMENT PARTNERSHIP O.E.S. CAPITAL	1.077	0	1.077
** INTERNATIONAL EQUITY FUND LLC	3.813	0	3.813
** LANE AVENUE INVESTMENTS LLC	30.081	0	30.081
** LIT INVESTMENTS LLC	44.858	0	44.858
** LEINAR SPAIN FAMILY PARTNERS L.P. TENNESSEE FAMILY PARTNERS LLC	62	0	62
** LEGAL & GENERAL VEST EMER FUND LLC	51.708	0	51.708
** NELLE PARTNERSHIP O O NORTHERN TRUST COMPANY MANAGER	1.208	0	1.208
** FUND DE BENEFES.	6.241	0	6.241
** FIRST INITIATIVES INSURANCE LTD	12.844	0	12.844
** FIDUCIA PARTNERS LLC	329	0	329
** FIDUCIA PARTNERS LLC	624	0	624
** FIDUCIA PARTNERS LLC	44.979	0	44.979
** LEGAL & GENERAL VEST EMER FUND LLC	63.482	0	63.482
** K INVESTMENTS SR LIMITED.	68.426	0	68.426
** CONCORDELLA HEALTH OPERATING INVESTMENT FUND LLC	2.346	0	2.346
** ANGLON ALFA FUND LLC	94.597	0	94.597
** UNITED NATIONS JUNIOR STAFF PENSION FUND	215.611	0	215.611
** INTERNATIONAL VENTURE FUND STAFF RETIREMENT PLAN	180.409	0	180.409
** NATIONAL COUNCIL FOR SOCIAL SECURITY FUND PAC	3.659	0	3.659
** CHEVON OK PENSION FUND	1.650	0	1.650
** FIDELITY INVESTMENT TRUST FIDELITY SECURITIES OFFSHORE FUND	1.432.471	0	1.432.471
** FIDELITY SECURITIES FUND FIDELITY EMER LARGE CAP GROWTH FUND	569.775	0	569.775
** FIDELITY INVESTMENT TRUST FIDELITY DIVERSIFIED INTERNATIONAL	5.566	0	5.566
** V CAPITAL LTD	16.219	0	16.219
** POLICE'S ANNUITY AND BENEFIT FUND OF CHICAGO	116.362	0	116.362
** NEW ZEALAND SUPERANNUATION FUND.	15.397	0	15.397
** SUPERANNUATION SUPERANNUATION CORPORATION AS TRUSTEE FOR ASIA	33.539	0	33.539
** MERGER DIVERSIFIED ALTERNATIVES FUND	7.456	0	7.456
** FISHER INVESTMENTS ASSOCIATES GLOBAL SHORT CAP EQUITY FUND	3.859	0	3.859
** SUPERANNUATION FUND MANAGEMENT CORPORATION OF SOUTH AUSTRIA	532	0	532
** NI WORLD GORE TRANSLATION INDEX FUND	17.553	0	17.553
** GOVERNMENT EMPLOYEES SUPERANNUATION BOARD.	371	0	371
** LORD MAYOR'S CHARITABLE FOUNDATION	32.619	0	32.619
** ARADIANA GLOBAL SHARES FUND	18.190	0	18.190
** ALABAMA CAPITAL TERRITORY	11.220	0	11.220
** SEC LIMITED.	219.215	0	219.215
** JOHN C WALTON FAMILY TRUST.	4.313	0	4.313
** NEW TRUST NO 2 LTD 01.17.21.	47	0	47
** NEW ZEALAND SUPERANNUATION TRUST NO. 10.	1.000.000	0	1.000.000
** SUPERANNUATION SUPERANNUATION CORPORATION AS TRUSTEE FOR ASIA	2.885	0	2.885
** MERGER DIVERSIFIED ALTERNATIVES FUND	3.723	0	3.723
** FISHER INVESTMENTS ASSOCIATES GLOBAL SHORT CAP EQUITY FUND	3.879	0	3.879
** SUPERANNUATION FUND MANAGEMENT CORPORATION OF SOUTH AUSTRIA	4.659	0	4.659
** NI WORLD GORE TRANSLATION INDEX FUND	16.120	0	16.120
** GOVERNMENT EMPLOYEES SUPERANNUATION BOARD.	1.340	0	1.340
** LORD MAYOR'S CHARITABLE FOUNDATION	66.573	0	66.573
** ARADIANA GLOBAL SHARES FUND	1.008.798	0	1.008.798
** SEC LIMITED.	10.574	0	10.574
** JOHN C WALTON FAMILY TRUST.	177.882	0	177.882
** NEW TRUST NO 2 LTD 01.17.21.	390.325	0	390.325
** NEW ZEALAND SUPERANNUATION TRUST NO. 10.	1.194	0	1.194

LISTA ESITO DELLE VOTAZIONI

Oggetto: 2. Destinazione del risultato dell'esercizio 2021 di FinecoBank S.p.A.

FAVOREVOLI

Cognome	Tot. Voti	Proprio	Delega
**D JEN CRIST NO. 5 UAD 8 19 02.	178	0	178
**D JEN CRIST NO. 5 UAD 8 19 02.	1.646	0	1.646
**D JEN CRIST NO. 5 UAD 8 19 02.	29.367	0	29.367
**D JEN CRIST NO. 5 UAD 8 19 02.	176	0	176
**D JEN CRIST NO. 5 UAD 8 19 02.	200	0	200
**D JEN CRIST NO. 5 UAD 8 19 02.	3.508	0	3.508
**D JEN CRIST NO. 5 UAD 8 19 02.	2.351	0	2.351
**D JEN CRIST NO. 5 UAD 8 19 02.	3.079	0	3.079
**D JEN CRIST NO. 5 UAD 8 19 02.	180.171	0	180.171
**D JEN CRIST NO. 5 UAD 8 19 02.	59.273	0	59.273
**D JEN CRIST NO. 5 UAD 8 19 02.	2.613	0	2.613
**D JEN CRIST NO. 5 UAD 8 19 02.	13.597	0	13.597
**D JEN CRIST NO. 5 UAD 8 19 02.	394	0	394
**D JEN CRIST NO. 5 UAD 8 19 02.	1.646.065	0	1.646.065
**D JEN CRIST NO. 5 UAD 8 19 02.	3.140	0	3.140
**D JEN CRIST NO. 5 UAD 8 19 02.	2.672	0	2.672
**D JEN CRIST NO. 5 UAD 8 19 02.	8.925	0	8.925
**D JEN CRIST NO. 5 UAD 8 19 02.	142.734	0	142.734
**D JEN CRIST NO. 5 UAD 8 19 02.	26.786	0	26.786
**D JEN CRIST NO. 5 UAD 8 19 02.	3.831	0	3.831
**D JEN CRIST NO. 5 UAD 8 19 02.	67.539	0	67.539
**D JEN CRIST NO. 5 UAD 8 19 02.	744.961	0	744.961
**D JEN CRIST NO. 5 UAD 8 19 02.	56.965	0	56.965
**D JEN CRIST NO. 5 UAD 8 19 02.	47.168	0	47.168
**D JEN CRIST NO. 5 UAD 8 19 02.	222.538	0	222.538
**D JEN CRIST NO. 5 UAD 8 19 02.	27.715	0	27.715
**D JEN CRIST NO. 5 UAD 8 19 02.	31.519	0	31.519
**D JEN CRIST NO. 5 UAD 8 19 02.	17.402	0	17.402
**D JEN CRIST NO. 5 UAD 8 19 02.	1.385	0	1.385
**D JEN CRIST NO. 5 UAD 8 19 02.	36.724	0	36.724
**D JEN CRIST NO. 5 UAD 8 19 02.	36.165	0	36.165
**D JEN CRIST NO. 5 UAD 8 19 02.	115.800	0	115.800
**D JEN CRIST NO. 5 UAD 8 19 02.	86.600	0	86.600
**D JEN CRIST NO. 5 UAD 8 19 02.	75.783	0	75.783
**D JEN CRIST NO. 5 UAD 8 19 02.	13.350	0	13.350
**D JEN CRIST NO. 5 UAD 8 19 02.	279.688	0	279.688
**D JEN CRIST NO. 5 UAD 8 19 02.	1.181	0	1.181
**D JEN CRIST NO. 5 UAD 8 19 02.	65.800	0	65.800
**D JEN CRIST NO. 5 UAD 8 19 02.	171.608	0	171.608
**D JEN CRIST NO. 5 UAD 8 19 02.	1.336.140	0	1.336.140
**D JEN CRIST NO. 5 UAD 8 19 02.	109.900	0	109.900
**D JEN CRIST NO. 5 UAD 8 19 02.	471	0	471
**D JEN CRIST NO. 5 UAD 8 19 02.	16.035	0	16.035
**D JEN CRIST NO. 5 UAD 8 19 02.	13.592	0	13.592
**D JEN CRIST NO. 5 UAD 8 19 02.	411.434	0	411.434
**D JEN CRIST NO. 5 UAD 8 19 02.	11.778	0	11.778
**D JEN CRIST NO. 5 UAD 8 19 02.	15.921	0	15.921
**D JEN CRIST NO. 5 UAD 8 19 02.	3.007	0	3.007
**D JEN CRIST NO. 5 UAD 8 19 02.	229.702	0	229.702
**D JEN CRIST NO. 5 UAD 8 19 02.	86.100	0	86.100
**D JEN CRIST NO. 5 UAD 8 19 02.	322.361	0	322.361
**D JEN CRIST NO. 5 UAD 8 19 02.	501.791	0	501.791







## LISTA ESITO DELLE VOTAZIONI

Oggetto: 2. Destinazione del risultato dell'esercizio 2021 di FincoBank S.p.A.

## FAVOREVOLI

Cognome	Tot. Voti	Favorevole	Delega
**D. COOPER	11.403	0	11.403
**D. LUTHER	40.483	0	40.483
**D. GRAS	147.087	0	147.087
**D. U.S. FUND MANAGEMENT (SWITZERLAND) AG.	155.050	0	155.050
**D. CREDIT SUISSE FUNDS AG	10.820	0	10.820
**D. U.S. FUND MANAGEMENT (SWITZERLAND) AG.	4.634	0	4.634
**D. NORCEC BANK	148.602	0	148.602
**D. GOVERNMENT OF NORWAY	2.561.116	0	2.561.116
**D. VAX FUNDS (LUX) INTERNATIONAL OPPORTUNITIES FUND	4.739	0	4.739
**D. THE JUPITER GLOBAL FUND SICAV	3.129.176	0	3.129.176
**D. CIG EUROPEAN LONG SHORT FUND MANAGER CORPORATION LIMITED	576	0	576
**D. THE DAVID A. DUFFIELD TRUST LTD 07 14 88	2.432	0	2.432
**D. NORCEC VENTURES LLC	886	0	886
**D. CHRISTOPHER G. MILLERCHILP	850	0	850
**D. KOSLOVE LLC	1.237	0	1.237
**D. POINTS ASSOCIATES LLC C/O WALKERS CORPORATE LIMITED CAYMAN CORPORATION CENTRE	72.300	0	72.300
**D. TWO SIGMA EQUITY STRUCTURE PORTFOLIO LLC C/O TWO SIGMA INVESTMENTS LP	10.052	0	10.052
**D. AGR TAX AWARE DELPHI VPS LONG SHORT EQUITY FUND LLC	658	0	658
**D. AGR STOCK SELECTION LP BASILIA ACCOUNT S.P.A. C/O AGR VANDERBILT LLC	1.347	0	1.347
**D. AGR MIGHT LONG-SHORT EQUITY FUND ACCOUNT LP CASH OF AGR CAPITAL MANAGEMENT LLC	482.031	0	482.031
**D. AGR DIVIDEND ITALIA	67.118	0	67.118
**D. AGRICI ESG SELECTION BELGIUM	393.000	0	393.000
**D. AGRICI ESG SELECTION D'IRVING	13.810	0	13.810
**D. AGRICI OTTIVO RISPAREMIO 2022	5.950	0	5.950
**D. AGRICI OTTIVO RISPAREMIO 2022	129	0	129
**D. AGRICI OTTIVO RISPAREMIO 2022	542	0	542
**D. AGRICI OTTIVO RISPAREMIO 2022	173	0	173
**D. AGRICI OTTIVO RISPAREMIO 2022	666	0	666
**D. AGRICI OTTIVO RISPAREMIO 2022	180	0	180
**D. AGRICI OTTIVO RISPAREMIO 2022	174.000	0	174.000
**D. AGRICI OTTIVO RISPAREMIO 2022	7.607	0	7.607
**D. AGRICI OTTIVO RISPAREMIO 2022	184	0	184
**D. AGRICI OTTIVO RISPAREMIO 2022	73.000	0	73.000
**D. AGRICI OTTIVO RISPAREMIO 2022	3.389	0	3.389
**D. AGRICI OTTIVO RISPAREMIO 2022	1.907	0	1.907
**D. AGRICI OTTIVO RISPAREMIO 2022	3.068	0	3.068
**D. AGRICI OTTIVO RISPAREMIO 2022	2.345	0	2.345
**D. AGRICI OTTIVO RISPAREMIO 2022	2.917	0	2.917
**D. AGRICI OTTIVO RISPAREMIO 2022	3.592	0	3.592
**D. AGRICI OTTIVO RISPAREMIO 2022	132.802	0	132.802
**D. AGRICI OTTIVO RISPAREMIO 2022	13.875	0	13.875
**D. AGRICI OTTIVO RISPAREMIO 2022	6.073	0	6.073
**D. AGRICI OTTIVO RISPAREMIO 2022	279.047	0	279.047
**D. AGRICI OTTIVO RISPAREMIO 2022	22.460	0	22.460
**D. AGRICI OTTIVO RISPAREMIO 2022	43.072	0	43.072
**D. AGRICI OTTIVO RISPAREMIO 2022	67.510	0	67.510
**D. AGRICI OTTIVO RISPAREMIO 2022	3.293	0	3.293
**D. AGRICI OTTIVO RISPAREMIO 2022	320.000	0	320.000
**D. AGRICI OTTIVO RISPAREMIO 2022	806.956	0	806.956
**D. AGRICI OTTIVO RISPAREMIO 2022	8.990	0	8.990
**D. AGRICI OTTIVO RISPAREMIO 2022	31.965	0	31.965
**D. AGRICI OTTIVO RISPAREMIO 2022	10.034	0	10.034

Pagina 28

DEI: esaga alla persona fisica sopra indicata con il numero della scheda nominale

+D delega alla persona fisica sopra indicata con il numero della scheda nominale (votazione effettuata alla proiezione assistita)

+D rappresentanza legale di una persona fisica sopra indicata con il numero della scheda nominale

Azionista: 1.843 Teste:

Azionisti in proprio: 0 Azionisti in delega:

LISTA ESITO DELLE VOTAZIONI  
Oggetto: 2. Destinazione del risultato dell'esercizio 2021 di FinecoBank S.p.A.

FAVOREVOLI

Codice	Tot. Voti	Proprie	Delega
**D AMUNDI FUND EUROPEAN EQUITY RISK FALTY	4.710	0	4.710
**D AMUNDI FUND DYNAMIC MULTI FACTORS EURO	7.401	0	7.401
**D AMUNDI FUND JAPAN	1.474	0	1.474
**D AMUNDI FUND EUROPE EM TR	408	0	408
**D AMUNDI FUND SOLUTIONS AMUNDI PRIME EUROPE	1.323	0	1.323
**D AMUNDI FUND EUROPE	15.082	0	15.082
**D AMUNDI FUND SOLUTIONS AMUNDI PRIME GLOBAL	4.626	0	4.626
**D AMUNDI FUND GLOBAL EMIT ASSET TARGET INC	14.835	0	14.835
**D AMUNDI FUND FLEXIBLE OPPORTUNITIES	42.101	0	42.101
**D AMUNDI FUND GLOBAL MULTI ASSET	26.328	0	26.328
**D AMUNDI FUND GLOBAL ASSET CONSERVATIVE	98.174	0	98.174
**D AMUNDI FUND EURO MULTI ASSET TARGET INC	28.147	0	28.147
**D AMUNDI FUND EUROPE ESG UNIVERSAL SELECT	525.000	0	525.000
**D AMUNDI FUND EUROPE ESG UNIVERSAL SELECT	233	0	233
**D AMUNDI FUND EUROPE ESG UNIVERSAL SELECT	2.632	0	2.632
**D AMUNDI FUND EUROPE ESG UNIVERSAL SELECT	108	0	108
**D AMUNDI FUND EUROPE ESG UNIVERSAL SELECT	2.442	0	2.442
**D AMUNDI FUND EUROPE ESG UNIVERSAL SELECT	484	0	484
**D AMUNDI FUND EUROPE ESG UNIVERSAL SELECT	1.083	0	1.083
**D AMUNDI FUND EUROPE ESG UNIVERSAL SELECT	233.703	0	233.703
**D AMUNDI FUND EUROPE ESG UNIVERSAL SELECT	48.335	0	48.335
**D AMUNDI FUND EUROPE ESG UNIVERSAL SELECT	21.122	0	21.122
**D AMUNDI FUND EUROPE ESG UNIVERSAL SELECT	44.092	0	44.092
**D AMUNDI FUND EUROPE ESG UNIVERSAL SELECT	11.307	0	11.307
**D AMUNDI FUND EUROPE ESG UNIVERSAL SELECT	743.966	0	743.966
**D AMUNDI FUND EUROPE ESG UNIVERSAL SELECT	88.587	0	88.587
**D AMUNDI FUND EUROPE ESG UNIVERSAL SELECT	305.684	0	305.684
**D AMUNDI FUND EUROPE ESG UNIVERSAL SELECT	1.524.971	0	1.524.971
**D AMUNDI FUND EUROPE ESG UNIVERSAL SELECT	3.626	0	3.626
**D AMUNDI FUND EUROPE ESG UNIVERSAL SELECT	103.946	0	103.946
**D AMUNDI FUND EUROPE ESG UNIVERSAL SELECT	2.129	0	2.129
**D AMUNDI FUND EUROPE ESG UNIVERSAL SELECT	2.844.053	0	2.844.053
**D AMUNDI FUND EUROPE ESG UNIVERSAL SELECT	64.997	0	64.997
**D AMUNDI FUND EUROPE ESG UNIVERSAL SELECT	315.161	0	315.161
**D AMUNDI FUND EUROPE ESG UNIVERSAL SELECT	21.461	0	21.461
**D AMUNDI FUND EUROPE ESG UNIVERSAL SELECT	2.852	0	2.852
**D AMUNDI FUND EUROPE ESG UNIVERSAL SELECT	9.898	0	9.898
**D AMUNDI FUND EUROPE ESG UNIVERSAL SELECT	54.090	0	54.090
**D AMUNDI FUND EUROPE ESG UNIVERSAL SELECT	1.742.041	0	1.742.041
**D AMUNDI FUND EUROPE ESG UNIVERSAL SELECT	321.560	0	321.560
**D AMUNDI FUND EUROPE ESG UNIVERSAL SELECT	706.927	0	706.927
**D AMUNDI FUND EUROPE ESG UNIVERSAL SELECT	1.626	0	1.626
**D AMUNDI FUND EUROPE ESG UNIVERSAL SELECT	44.359	0	44.359
**D AMUNDI FUND EUROPE ESG UNIVERSAL SELECT	106.597	0	106.597
**D AMUNDI FUND EUROPE ESG UNIVERSAL SELECT	30.000	0	30.000
**D AMUNDI FUND EUROPE ESG UNIVERSAL SELECT	6.800	0	6.800
**D AMUNDI FUND EUROPE ESG UNIVERSAL SELECT	23.736	0	23.736
**D AMUNDI FUND EUROPE ESG UNIVERSAL SELECT	78.615	0	78.615
**D AMUNDI FUND EUROPE ESG UNIVERSAL SELECT	105.000	0	105.000
**D AMUNDI FUND EUROPE ESG UNIVERSAL SELECT	78.000	0	78.000
**D AMUNDI FUND EUROPE ESG UNIVERSAL SELECT	12.985	0	12.985



1  
1.843  
Azionisti in proprio: 0  
Azionisti in delega: 1.843  
Teste: 0  
Azionisti in delega: 1.843  
Dati delega alla persona fisica sopra indicata con il numero della scheda magnetica  
Dati delega alla persona fisica sopra indicata con il numero della scheda magnetica  
Dati delega alla persona fisica sopra indicata con il numero della scheda magnetica  
Dati delega alla persona fisica sopra indicata con il numero della scheda magnetica



## LISTA ESITO DELLE VOTAZIONI

Oggetto: 2. Destinazione del risultato dell'esercizio 2021 di FincoBank S.p.A.

## FAVOREVOLI

COGNOME	Tot. Voti	Proprio	Delega
**D TOUREVILLE CROISSANCE EURO IS	903.637	0	903.637
**D ANCELI RESC NOT F. CHATEL PARS AL. S. UN	947	0	947
**D COT STIMAS AGE ECCE COR	1.700.858	0	1.700.858
**D ACQUO EUROLAND FORT RENDMENT	22.829	0	22.809
**D ANUNDI ACTIONS ASIF. SPART	1.401	0	1.401
**D ANUNDI PARTNERS	58.409	0	58.409
**D ANUNDI ACTIONS PMS	429.564	0	429.564
**D ANUNDI SUBSIDIARIES ACTIONS EUROPE RISK PARTY	323	0	323
**D ANUNDI SUBSIDIARIES ACTIONS EUROPE RISK PARTY	47.935	0	47.935
**D ANUNDI TRANSMETSON PATRIMONE	9.066	0	9.066
**D ANUNDI EQUITY EURO CONSERVATIVITY	217.646	0	217.646
**D CPA EUROLAND PEARLUS ESG	45.377	0	45.377
**D RICHIELLO ANIMA EUROPE	120.000	0	120.000
**D RICHIELLO GLOBE INNOVATION	6.432	0	6.432
**D EUREBIL PROFIT 75 (ACTIONS)	64.319	0	64.319
**D ONCA SRL EURO QUALITY	705.136	0	705.136
**D CIP ASSOCI FUTURE CARRIERA	42.430	0	42.430
**D SOCI AVENIR PLUS	38.000	0	38.000
**D SOCI ACTIONS RENDMENT EURO	28.500	0	28.500
**D EUR SICHV - EQUITY EURO SOLVE	75.110	0	75.110
**D EUR SICHV - EUROPE VITAFAPS	111.010	0	111.010
**D EUR SICHV - EURO SUSTAINABLE EQUITY	874.650	0	874.650
**D POLLEN	11.100	0	11.100
**D FRYOND DE ROTHSCHILD ASSET MANAGEMENT (FIREM)	51.608	0	51.608
**D VILLERE CRESCENDO 2	1.292	0	1.292
**D AKA AMO FUND	40.650	0	40.650
**D LOCAL INTERNATIONAL EX U.S. INDEX MASTER FOTOCOLOR OF MASTER INV	629.515	0	629.515
**D RICHARD A. CHASELZ RENOVABLE TRUST	31.371	0	31.371
**D ISHARES MSCI USA F. INDEX RENOVABLE TRUST	20.006	0	20.006
**D ISHARES MSCI ACWI 200	315.387	0	315.387
**D ISHARES MSCI ACWI EX U.S. ETF	153.352	0	153.352
**D ISHARES MSCI ACWI 2000	95.363	0	95.363
**D ISHARES MSCI EUROZONE 100	59.131	0	59.131
**D ISHARES EUROPE ETF	747.565	0	747.565
**D ISHARES MSCI EMU GROWTH ETF	117.603	0	117.603
**D ISHARES MSCI EMU ETF	560.164	0	560.164
**D ISHARES MSCI EUROPE 100	2.011.562	0	2.011.562
**D ISHARES MSCI EUROPE FINANCIALS 100	2.072	0	2.072
**D ISHARES MSCI EMU ETF	517.411	0	517.411
**D ISHARES MSCI EMU ETF	632.453	0	632.453
**D ISHARES MSCI EMU ETF	816.026	0	816.026
**D ISHARES MSCI EMU ETF	24.290	0	24.290
**D ISHARES MSCI EMU QUALITY FACTOR ETF	255.630	0	255.630
**D ISHARES MSCI EMU QUALITY FACTOR ETF	519.076	0	519.076
**D ISHARES MSCI EMU ETF	726	0	726
**D ISHARES MSCI EMU ETF	21.457	0	21.457
**D ISHARES MSCI EMU ETF	3.212.369	0	3.212.369
**D ISHARES MSCI EMU ETF	491.479	0	491.479
**D ISHARES MSCI EMU ETF	206.903	0	206.903
**D ISHARES MSCI EMU ETF	4.546	0	4.546
**D ISHARES MSCI EMU ETF	142.142	0	142.142
**D ISHARES MSCI EMU ETF	2.483	0	2.483



Pagina 31

DUP delega alla presidenza della società sopra indicata ogni numero della società indicata

DUP delega alla presidenza della società sopra indicata ogni numero della società indicata

DUP delega alla presidenza della società sopra indicata ogni numero della società indicata

DUP delega alla presidenza della società sopra indicata ogni numero della società indicata

Azionisti: 1.843 Teste: 1.843

Azionisti in proprio: 0 Azionisti in delega: 1.843

## LISTA ESITO DELLE VOTAZIONI:

Oggetto: 2. Destinazione del risultato dell'esercizio 2021 di FincoBank S.p.A.

## FAVOREVOLI

Cognome	Propr.	Voti	Proprio	Delega
**3 SHARES INTERNATIONAL FUNDAMENTAL INDEX ETF	1.418	0	0	1.418
**3 LABORINDUS - FONDO VENTURE COMPLEMENTARY LABORATORY DIFFERENTIAL CHERNEY - IN INCLINING ALTO REISE	92.777	0	0	92.777
**3 CANADA VENTURE FUND INVESTMENT BOARD (CVRIS)	651.333	0	0	651.333
**3 ROSSIT INVESTMENTS SUSTAINABLE LOCAL SHARES EX POSITIVE FUEL & FUND INT. S	714	0	0	714
**3 ROSSIT INVESTMENTS SUSTAINABLE LOCAL SHARES EX POSITIVE FUEL & FUND INT. S	7.578	0	0	7.578
**3 ROSSIT INVESTMENTS SUSTAINABLE LOCAL SHARES EX POSITIVE FUEL & FUND INT. S	133.487	0	0	133.487
**3 COMPOUND WITH DATA CREDIT SERIES GROUND FLOOR	1.572	0	0	1.572
**3 CHRISTIAN SUPER	2.133	0	0	2.133
**3 RESURGENCE SERVICES SUPERANNUATION SCHEME	1.584.269	0	0	1.584.269
**3 FAMEL SUPER	63.677	0	0	63.677
**3 VANGUARD VECTORS MSCI WORLD EX AUSTRALIA QUALITY ETF	2.007	0	0	2.007
**3 INTERNATIONAL EQUITY TRUST	61.685	0	0	61.685
**3 SUPERIOR SUPERANNUATION FUND	066	0	0	066
**3 DES TO MSCI WORLD EX AUSTRALIA ETHICAL ETF	135.345	0	0	135.345
**3 VANGUARD INTERNATIONAL EQUITY TRUST	153.555	0	0	153.555
**3 VANGUARD INTERNATIONAL EQUITY TRUST	4.377	0	0	4.377
**3 MSCI SP WORLD EX AUSTRALIA ETHICAL	2.898	0	0	2.898
**3 ROSSIT INVESTMENTS INTERNATIONAL SHARES FUND	6.059	0	0	6.059
**3 ROSSIT INVESTMENTS INTERNATIONAL SHARES FUND	12.166	0	0	12.166
**3 RUSSIT INVESTMENTS GLOBAL OPPORTUNITIES FUND	5.603	0	0	5.603
**3 SHAI SURET INTERNATIONAL EQUITIES INDEX TRUST LEVEL 15	12.179	0	0	12.179
**3 NEW ATRAVAS FUNDLOCK SCHEM	6.779	0	0	6.779
**3 UP ELECTION FUND	554.050	0	0	554.050
**3 MONETARY AUTHORITY OF SINGAPORE	932.422	0	0	932.422
**3 TSHATE PUBLIC LIMITED COMPANY	51.739	0	0	51.739
**3 TSHATE PUBLIC LIMITED COMPANY	747.680	0	0	747.680
**3 TSHATE PUBLIC LIMITED COMPANY	314.328	0	0	314.328
**3 TSHATE PUBLIC LIMITED COMPANY	597.007	0	0	597.007
**3 TSHATE PUBLIC LIMITED COMPANY	1.020.398	0	0	1.020.398
**3 TSHATE PUBLIC LIMITED COMPANY	585	0	0	585
**3 TSHATE PUBLIC LIMITED COMPANY	2.485.181	0	0	2.485.181
**3 TSHATE PUBLIC LIMITED COMPANY	255.612	0	0	255.612
**3 TSHATE PUBLIC LIMITED COMPANY	146.696	0	0	146.696
**3 TSHATE PUBLIC LIMITED COMPANY	826.101	0	0	826.101
**3 TSHATE PUBLIC LIMITED COMPANY	390.080	0	0	390.080
**3 TSHATE PUBLIC LIMITED COMPANY	112.793	0	0	112.793
**3 TSHATE PUBLIC LIMITED COMPANY	315.010	0	0	315.010
**3 TSHATE PUBLIC LIMITED COMPANY	97.487	0	0	97.487
**3 TSHATE PUBLIC LIMITED COMPANY	16.527	0	0	16.527
**3 TSHATE PUBLIC LIMITED COMPANY	6.603	0	0	6.603
**3 TSHATE PUBLIC LIMITED COMPANY	47.136	0	0	47.136
**3 TSHATE PUBLIC LIMITED COMPANY	8.187	0	0	8.187
**3 TSHATE PUBLIC LIMITED COMPANY	904.036	0	0	904.036
**3 TSHATE PUBLIC LIMITED COMPANY	641	0	0	641
**3 TSHATE PUBLIC LIMITED COMPANY	12.687	0	0	12.687
**3 TSHATE PUBLIC LIMITED COMPANY	54.480	0	0	54.480
**3 TSHATE PUBLIC LIMITED COMPANY	332	0	0	332
**3 TSHATE PUBLIC LIMITED COMPANY	123	0	0	123
**3 TSHATE PUBLIC LIMITED COMPANY	7.617	0	0	7.617
**3 TSHATE PUBLIC LIMITED COMPANY	175.730	0	0	175.730
**3 TSHATE PUBLIC LIMITED COMPANY	314.594	0	0	314.594
**3 TSHATE PUBLIC LIMITED COMPANY	18.353	0	0	18.353

LISTA ESITO DELLE VOTAZIONI

Oggetto: 2. Destinazione del risultato dell'esercizio 2021 di Finecobank S.p.A.

FAVOREVOLI

Cognome	Propr.	Propr.	Delega
**D BUCHNER CYRIL DAF COUNTY FUNDING CORP. PENSION FUND	247.437	0	247.437
**D PUBLIC AUTHORITY FOR SOCIAL INSURANCE	4.162	0	4.162
**D HBC BANK SSB AUT EU SOBEREN EX CONTROVERSIES ON INDEX EQ FUND	356.065	0	356.065
**D NATURAL RESOURCES AND DEGRADATION SERVICES LIMITED AS TRUSTEE OF ST. JAMES'S PLACE STRATEGIC VARIANCE	18.567	0	18.567
**D MANAGER OF ST. JAMES'S PLACE CAPITAL EUROPEAN PROGRESSIVE UNIT TRUST	1.003.931	0	1.003.931
**D THE CAIXA GLOBAL EX CHUK EUROPEAN FUND	125.682	0	125.682
**D FAMILY INVESTMENTS CHINA TRUST FUND	17.816	0	17.816
**D FAMILY INVESTMENTS GLOBAL FUND FUND	9.670	0	9.670
**D THE CAIXA GLOBAL EX CHUK EUROPEAN FUND	290	0	290
**D THE CAIXA GLOBAL EX CHUK EUROPEAN FUND	1.495.836	0	1.495.836
**D THE CAIXA GLOBAL EX CHUK EUROPEAN FUND	467.587	0	467.587
**D THE CAIXA GLOBAL EX CHUK EUROPEAN FUND	353.745	0	353.745
**D THE CAIXA GLOBAL EX CHUK EUROPEAN FUND	29.344	0	29.344
**D THE CAIXA GLOBAL EX CHUK EUROPEAN FUND	4.980	0	4.980
**D THE CAIXA GLOBAL EX CHUK EUROPEAN FUND	156.536	0	156.536
**D THE CAIXA GLOBAL EX CHUK EUROPEAN FUND	968.512	0	968.512
**D THE CAIXA GLOBAL EX CHUK EUROPEAN FUND	2.454	0	2.454
**D THE CAIXA GLOBAL EX CHUK EUROPEAN FUND	15.670	0	15.670
**D THE CAIXA GLOBAL EX CHUK EUROPEAN FUND	72.330	0	72.330
**D THE CAIXA GLOBAL EX CHUK EUROPEAN FUND	141.551	0	141.551
**D THE CAIXA GLOBAL EX CHUK EUROPEAN FUND	60.030	0	60.030
**D THE CAIXA GLOBAL EX CHUK EUROPEAN FUND	9.458.689	0	9.458.689
**D THE CAIXA GLOBAL EX CHUK EUROPEAN FUND	32.204	0	32.204
**D THE CAIXA GLOBAL EX CHUK EUROPEAN FUND	1.168.215	0	1.168.215
**D THE CAIXA GLOBAL EX CHUK EUROPEAN FUND	2.104.920	0	2.104.920
**D THE CAIXA GLOBAL EX CHUK EUROPEAN FUND	21.408	0	21.408
**D THE CAIXA GLOBAL EX CHUK EUROPEAN FUND	16.294	0	16.294
**D THE CAIXA GLOBAL EX CHUK EUROPEAN FUND	33.871	0	33.871
**D THE CAIXA GLOBAL EX CHUK EUROPEAN FUND	23.587	0	23.587
**D THE CAIXA GLOBAL EX CHUK EUROPEAN FUND	2.686	0	2.686
**D THE CAIXA GLOBAL EX CHUK EUROPEAN FUND	73.470	0	73.470
**D THE CAIXA GLOBAL EX CHUK EUROPEAN FUND	6.101	0	6.101
**D THE CAIXA GLOBAL EX CHUK EUROPEAN FUND	24.085	0	24.085
**D THE CAIXA GLOBAL EX CHUK EUROPEAN FUND	16.980	0	16.980
**D THE CAIXA GLOBAL EX CHUK EUROPEAN FUND	23.669	0	23.669
**D THE CAIXA GLOBAL EX CHUK EUROPEAN FUND	122.171	0	122.171
**D THE CAIXA GLOBAL EX CHUK EUROPEAN FUND	1.688	0	1.688
**D THE CAIXA GLOBAL EX CHUK EUROPEAN FUND	1.900	0	1.900
**D THE CAIXA GLOBAL EX CHUK EUROPEAN FUND	2.020	0	2.020
**D THE CAIXA GLOBAL EX CHUK EUROPEAN FUND	33.373	0	33.373
**D THE CAIXA GLOBAL EX CHUK EUROPEAN FUND	24.035	0	24.035
**D THE CAIXA GLOBAL EX CHUK EUROPEAN FUND	21.403	0	21.403
**D THE CAIXA GLOBAL EX CHUK EUROPEAN FUND	304.711	0	304.711
**D THE CAIXA GLOBAL EX CHUK EUROPEAN FUND	89.748	0	89.748
**D THE CAIXA GLOBAL EX CHUK EUROPEAN FUND	946.174	0	946.174
**D THE CAIXA GLOBAL EX CHUK EUROPEAN FUND	19.104	0	19.104
**D THE CAIXA GLOBAL EX CHUK EUROPEAN FUND	18.000	0	18.000
**D THE CAIXA GLOBAL EX CHUK EUROPEAN FUND	54.425	0	54.425
**D THE CAIXA GLOBAL EX CHUK EUROPEAN FUND	265.034	0	265.034
**D THE CAIXA GLOBAL EX CHUK EUROPEAN FUND	639	0	639
**D THE CAIXA GLOBAL EX CHUK EUROPEAN FUND	4.205.000	0	4.205.000
**D THE CAIXA GLOBAL EX CHUK EUROPEAN FUND	11.400	0	11.400



DE\* delega alla presidenza della società, con il numero della scheda proposta

DE\* delega alla presidenza della società, con il numero della scheda proposta

DE\* delega alla presidenza della società, con il numero della scheda proposta

Azionisti in proprio: 1.843

Azionisti in delega: 0

1.843

Totale:

## LISTA RISULTATO DELLE VOTAZIONI

Oggetto: 2. Destinazione del risultato dell'esercizio 2021 di FincoBank S.p.A.

## FAVOREVOLI

Cognome	Tot. Voti	Proprio	Delega
*** PRESIDENTE VALMANN SMA I CORP CORP	6.526.000	0	4.530.000
*** PRESIDENT GLOBAL ALLOCATION FUND	11.814	0	11.814
*** SCHWAB FUNDAMENTAL INTERNATIONAL SMALL COMPANY INDEX FIF	159.540	0	159.540
*** JOHN JARROCK VARIABLE INSURANCE TRUST STRAP EQ ALLOCATION TRUST	98.807	0	98.807
*** JOHN JARROCK TRUST COMPANY COLLECTIVE INVESTMENT TRUST	7.116	0	2.148
*** JOHN JARROCK MULTIFACTOR DEVELOPER INTERNATIONAL FOF	50.234	0	30.234
*** SCHWAB INTERNATIONAL EQUITY FIF	813.525	0	873.529
*** EQ CAPITAL TRUST THE INTERNATIONAL INTERNATIONAL EQUITY FOCFOEL	32.893	0	32.893
*** EQ CAPITAL TRUST THE EQ GROWTH PORTFOLIO	1.425	0	1.425
*** EQ CAPITAL TRUST THE CATHOLIC ST GROWTH PORTFOLIO	344	0	344
*** ARROWLIGHT LLC	696	0	696
*** THE METHODIST HOSPITAL	34.931	0	34.931
*** KALDER FOUNDATION HOSPITALS	7.383	0	7.383
*** KALDER FOUNDATION GROUP TRUST	24.788	0	24.788
*** VANGUARD VARIABLE INSURANCE TRUST INTERNATIONAL EQUITY FOF	4 414.981	0	414.981
*** VANGUARD VARIABLE INSURANCE TRUST INTERNATIONAL EQUITY FOF	831.953	0	831.953
*** VANGUARD VARIABLE INSURANCE TRUST INTERNATIONAL EQUITY FOF	211.420	0	211.420
*** VANGUARD VARIABLE INSURANCE TRUST INTERNATIONAL EQUITY FOF	2.419.043	0	2.419.043
*** VANGUARD VARIABLE INSURANCE TRUST INTERNATIONAL EQUITY FOF	6.209	0	6.209
*** VANGUARD VARIABLE INSURANCE TRUST INTERNATIONAL EQUITY FOF	21.639	0	21.639
*** VANGUARD VARIABLE INSURANCE TRUST INTERNATIONAL EQUITY FOF	292.269	0	292.269
*** VANGUARD VARIABLE INSURANCE TRUST INTERNATIONAL EQUITY FOF	50.902	0	50.902
*** VANGUARD VARIABLE INSURANCE TRUST INTERNATIONAL EQUITY FOF	70.284	0	70.284
*** VANGUARD VARIABLE INSURANCE TRUST INTERNATIONAL EQUITY FOF	15.099	0	15.099
*** VANGUARD VARIABLE INSURANCE TRUST INTERNATIONAL EQUITY FOF	569.509	0	569.509
*** VANGUARD VARIABLE INSURANCE TRUST INTERNATIONAL EQUITY FOF	22.609	0	22.609
*** VANGUARD VARIABLE INSURANCE TRUST INTERNATIONAL EQUITY FOF	214.231	0	214.231
*** VANGUARD VARIABLE INSURANCE TRUST INTERNATIONAL EQUITY FOF	22.936	0	22.936
*** VANGUARD VARIABLE INSURANCE TRUST INTERNATIONAL EQUITY FOF	29.324	0	29.324
*** VANGUARD VARIABLE INSURANCE TRUST INTERNATIONAL EQUITY FOF	948.094	0	948.094
*** VANGUARD VARIABLE INSURANCE TRUST INTERNATIONAL EQUITY FOF	105.555	0	105.555
*** VANGUARD VARIABLE INSURANCE TRUST INTERNATIONAL EQUITY FOF	39.841	0	39.841
*** VANGUARD VARIABLE INSURANCE TRUST INTERNATIONAL EQUITY FOF	182.286	0	182.286
*** VANGUARD VARIABLE INSURANCE TRUST INTERNATIONAL EQUITY FOF	4.230	0	4.230
*** VANGUARD VARIABLE INSURANCE TRUST INTERNATIONAL EQUITY FOF	70.314	0	70.314
*** VANGUARD VARIABLE INSURANCE TRUST INTERNATIONAL EQUITY FOF	32.303	0	32.303
*** VANGUARD VARIABLE INSURANCE TRUST INTERNATIONAL EQUITY FOF	3.678.000	0	3.678.000
*** VANGUARD VARIABLE INSURANCE TRUST INTERNATIONAL EQUITY FOF	10.386	0	10.386
*** VANGUARD VARIABLE INSURANCE TRUST INTERNATIONAL EQUITY FOF	59.466	0	59.466
*** VANGUARD VARIABLE INSURANCE TRUST INTERNATIONAL EQUITY FOF	7.230	0	7.230
*** VANGUARD VARIABLE INSURANCE TRUST INTERNATIONAL EQUITY FOF	8.209	0	8.209
*** VANGUARD VARIABLE INSURANCE TRUST INTERNATIONAL EQUITY FOF	46.727	0	46.727
*** VANGUARD VARIABLE INSURANCE TRUST INTERNATIONAL EQUITY FOF	15.639	0	15.639
*** VANGUARD VARIABLE INSURANCE TRUST INTERNATIONAL EQUITY FOF	3.914	0	3.914
*** VANGUARD VARIABLE INSURANCE TRUST INTERNATIONAL EQUITY FOF	3.998.812	0	3.998.812
*** VANGUARD VARIABLE INSURANCE TRUST INTERNATIONAL EQUITY FOF	456.471	0	456.471
*** VANGUARD VARIABLE INSURANCE TRUST INTERNATIONAL EQUITY FOF	2.070.000	0	2.070.000
*** VANGUARD VARIABLE INSURANCE TRUST INTERNATIONAL EQUITY FOF	5.284	0	5.284
*** VANGUARD VARIABLE INSURANCE TRUST INTERNATIONAL EQUITY FOF	45.100	0	45.100
*** VANGUARD VARIABLE INSURANCE TRUST INTERNATIONAL EQUITY FOF	236.957	0	236.957
*** VANGUARD VARIABLE INSURANCE TRUST INTERNATIONAL EQUITY FOF	82.762	0	82.762
*** VANGUARD VARIABLE INSURANCE TRUST INTERNATIONAL EQUITY FOF	87.859	0	87.859

LISTA ESITO DELLE VOTAZIONI

Oggetto: 2. Destinazione del risultato dell'esercizio 2021 di FinecoBank S.p.A.

FAVOREVOLI

Codice	Tot. Voti	Proprio	Delega
**D THE BANK OF KOREA	81.171	0	81.171
**D STAFFORDSHIRE POSTGRADUATE EDUCATION FUND	362	0	362
**D HAZARD SCANDINAVIAN INTERNATIONAL STOCK FUND	3.766.022	0	3.766.022
**D SCOTIA DIVERSIFIED BALANCED FUND	26.948	0	26.948
**D SCOTIA INTERNATIONAL EQUITY FUND	1.075	0	1.075
**D ESCA VACCINI E USA INDEX FOR LENDING DAILY TRUST	3.676	0	3.676
**D HONG KONG SPECIAL ADMINISTRATIVE REGION GOVERNMENT BOND FUND	3.470	0	3.470
**D RUSSELL INVESTMENTS INTERNATIONAL FUNDS LLC GLOBAL EQUITY FUND	3.559	0	3.559
**D RUSSELL INVESTMENTS INTERNATIONAL FUNDS LLC GLOBAL EQUITY FUND	25.781	0	25.781
**D RUSSELL INVESTMENTS FSG GLOBAL EQUITY FUND	949	0	949
**D RUSSELL INVESTMENTS INSTITUTIONAL FUNDS LLC INTERNATIONAL EQUITY FUND	39.217	0	39.217
**D RUSSELL INVESTMENTS INSTITUTIONAL FUNDS LLC INTERNATIONAL EQUITY FUND	48.193	0	48.193
**D RUSSELL INVESTMENTS INSTITUTIONAL FUNDS LLC INTERNATIONAL EQUITY FUND	4.973	0	4.973
**D RUSSELL INVESTMENTS INSTITUTIONAL FUNDS LLC INTERNATIONAL EQUITY FUND	2.580	0	2.580
**D RUSSELL INVESTMENTS INSTITUTIONAL FUNDS LLC INTERNATIONAL EQUITY FUND	1.457	0	1.457
**D RUSSELL INVESTMENTS INSTITUTIONAL FUNDS LLC INTERNATIONAL EQUITY FUND	40.278	0	40.278
**D RUSSELL INVESTMENTS INSTITUTIONAL FUNDS LLC INTERNATIONAL EQUITY FUND	28.598	0	28.598
**D RUSSELL INVESTMENTS INSTITUTIONAL FUNDS LLC INTERNATIONAL EQUITY FUND	35.045	0	35.045
**D RUSSELL INVESTMENTS INSTITUTIONAL FUNDS LLC INTERNATIONAL EQUITY FUND	5.998	0	5.998
**D RUSSELL INVESTMENTS INSTITUTIONAL FUNDS LLC INTERNATIONAL EQUITY FUND	1.144	0	1.144
**D RUSSELL INVESTMENTS INSTITUTIONAL FUNDS LLC INTERNATIONAL EQUITY FUND	5.300	0	5.300
**D RUSSELL INVESTMENTS INSTITUTIONAL FUNDS LLC INTERNATIONAL EQUITY FUND	90.908	0	90.908
**D RUSSELL INVESTMENTS INSTITUTIONAL FUNDS LLC INTERNATIONAL EQUITY FUND	864	0	864
**D RUSSELL INVESTMENTS INSTITUTIONAL FUNDS LLC INTERNATIONAL EQUITY FUND	2.652	0	2.652
**D RUSSELL INVESTMENTS INSTITUTIONAL FUNDS LLC INTERNATIONAL EQUITY FUND	24.492	0	24.492
**D RUSSELL INVESTMENTS INSTITUTIONAL FUNDS LLC INTERNATIONAL EQUITY FUND	1.766	0	1.766
**D RUSSELL INVESTMENTS INSTITUTIONAL FUNDS LLC INTERNATIONAL EQUITY FUND	250.236	0	250.236
**D RUSSELL INVESTMENTS INSTITUTIONAL FUNDS LLC INTERNATIONAL EQUITY FUND	6.743	0	6.743
**D RUSSELL INVESTMENTS INSTITUTIONAL FUNDS LLC INTERNATIONAL EQUITY FUND	124.571	0	124.571
**D RUSSELL INVESTMENTS INSTITUTIONAL FUNDS LLC INTERNATIONAL EQUITY FUND	356.198	0	356.198
**D RUSSELL INVESTMENTS INSTITUTIONAL FUNDS LLC INTERNATIONAL EQUITY FUND	8.165	0	8.165
**D RUSSELL INVESTMENTS INSTITUTIONAL FUNDS LLC INTERNATIONAL EQUITY FUND	39.634	0	39.634
**D RUSSELL INVESTMENTS INSTITUTIONAL FUNDS LLC INTERNATIONAL EQUITY FUND	2.257	0	2.257
**D RUSSELL INVESTMENTS INSTITUTIONAL FUNDS LLC INTERNATIONAL EQUITY FUND	32.891	0	32.891
**D RUSSELL INVESTMENTS INSTITUTIONAL FUNDS LLC INTERNATIONAL EQUITY FUND	29.947	0	29.947
**D RUSSELL INVESTMENTS INSTITUTIONAL FUNDS LLC INTERNATIONAL EQUITY FUND	5.361	0	5.361
**D RUSSELL INVESTMENTS INSTITUTIONAL FUNDS LLC INTERNATIONAL EQUITY FUND	1.397.635	0	1.397.635
**D RUSSELL INVESTMENTS INSTITUTIONAL FUNDS LLC INTERNATIONAL EQUITY FUND	154.657	0	154.657
**D RUSSELL INVESTMENTS INSTITUTIONAL FUNDS LLC INTERNATIONAL EQUITY FUND	91.674	0	91.674
**D RUSSELL INVESTMENTS INSTITUTIONAL FUNDS LLC INTERNATIONAL EQUITY FUND	29.201	0	29.201
**D RUSSELL INVESTMENTS INSTITUTIONAL FUNDS LLC INTERNATIONAL EQUITY FUND	23.104	0	23.104
**D RUSSELL INVESTMENTS INSTITUTIONAL FUNDS LLC INTERNATIONAL EQUITY FUND	40.183	0	40.183
**D RUSSELL INVESTMENTS INSTITUTIONAL FUNDS LLC INTERNATIONAL EQUITY FUND	177.144	0	177.144
**D RUSSELL INVESTMENTS INSTITUTIONAL FUNDS LLC INTERNATIONAL EQUITY FUND	209.324	0	209.324
**D RUSSELL INVESTMENTS INSTITUTIONAL FUNDS LLC INTERNATIONAL EQUITY FUND	16.709	0	16.709
**D RUSSELL INVESTMENTS INSTITUTIONAL FUNDS LLC INTERNATIONAL EQUITY FUND	310.743	0	310.743
**D RUSSELL INVESTMENTS INSTITUTIONAL FUNDS LLC INTERNATIONAL EQUITY FUND	313.915	0	313.915
**D RUSSELL INVESTMENTS INSTITUTIONAL FUNDS LLC INTERNATIONAL EQUITY FUND	14.073	0	14.073
**D RUSSELL INVESTMENTS INSTITUTIONAL FUNDS LLC INTERNATIONAL EQUITY FUND	93.188	0	93.188
**D RUSSELL INVESTMENTS INSTITUTIONAL FUNDS LLC INTERNATIONAL EQUITY FUND	214.250	0	214.250
**D RUSSELL INVESTMENTS INSTITUTIONAL FUNDS LLC INTERNATIONAL EQUITY FUND	5.488.795	0	5.488.795
**D RUSSELL INVESTMENTS INSTITUTIONAL FUNDS LLC INTERNATIONAL EQUITY FUND	1.662.639	0	1.662.639



Pagina 15 di 15  
 DE\* delega alla persona che sopra indica con il numero della scheda magnetica (verificare attentamente alla postazione usata)  
 RI\* rappresentanza legale alla persona fisica sopra indicata con il numero della scheda magnetica

Azionisti: 1.843  
 Azionisti in proprio: 0  
 Azionisti in delega: 1.843  
 Totale: 1.843

# LISTA ESITO DELLE VOTAZIONI

Oggetto: 2. Destinazione del risultato dell'esercizio 2021 di FincoBank S.p.A.

## FAVOREVOLI

Cognome	Vol. Vot.	Proprio	Delega
A*) KITCHER GUY GUY	526.985	0	526.985
A*) KALIGOLD CRITICAL SERVICES LTD	2.735	0	2.735
A*) KOC FUNDS PLC	323.250	0	323.250
A*) KOPIN INTERNATIONAL EQUITY INDEX FUND	27.945	0	27.945
A*) KTF PRUDENTIAL INSURANCE COMPANY OF AMERICA	21.866	0	21.866
A*) KUBARKAS INTERNATIONAL POOLED INDEX FUND	14.030	0	14.030
A*) KUBARKAS INTERNATIONAL POOLED INDEX FUND	754.904	0	754.904
A*) KUBARKAS INTERNATIONAL POOLED INDEX FUND	513.676	0	513.676
A*) KUBARKAS INTERNATIONAL POOLED INDEX FUND	79.204	0	79.204
A*) KUBARKAS INTERNATIONAL POOLED INDEX FUND	10.636	0	10.636
A*) KUBARKAS INTERNATIONAL POOLED INDEX FUND	60.259	0	60.259
A*) KUBARKAS INTERNATIONAL POOLED INDEX FUND	659	0	659
A*) KUBARKAS INTERNATIONAL POOLED INDEX FUND	4.020	0	4.020
A*) KUBARKAS INTERNATIONAL POOLED INDEX FUND	134.727	0	134.727
A*) KUBARKAS INTERNATIONAL POOLED INDEX FUND	73.550	0	73.550
A*) KUBARKAS INTERNATIONAL POOLED INDEX FUND	108.256	0	108.256
A*) KUBARKAS INTERNATIONAL POOLED INDEX FUND	10.895	0	10.895
A*) KUBARKAS INTERNATIONAL POOLED INDEX FUND	85.472	0	85.472
A*) KUBARKAS INTERNATIONAL POOLED INDEX FUND	160.718	0	160.718
A*) KUBARKAS INTERNATIONAL POOLED INDEX FUND	1.836.597	0	1.836.597
A*) KUBARKAS INTERNATIONAL POOLED INDEX FUND	839.460	0	839.460
A*) KUBARKAS INTERNATIONAL POOLED INDEX FUND	9.304	0	9.304
A*) KUBARKAS INTERNATIONAL POOLED INDEX FUND	9.927	0	9.927
A*) KUBARKAS INTERNATIONAL POOLED INDEX FUND	4.536	0	4.536
A*) KUBARKAS INTERNATIONAL POOLED INDEX FUND	37.949	0	37.949
A*) KUBARKAS INTERNATIONAL POOLED INDEX FUND	1.934.330	0	1.934.330
A*) KUBARKAS INTERNATIONAL POOLED INDEX FUND	93.403	0	93.403
A*) KUBARKAS INTERNATIONAL POOLED INDEX FUND	10.047	0	10.047
A*) KUBARKAS INTERNATIONAL POOLED INDEX FUND	72.324	0	72.324
A*) KUBARKAS INTERNATIONAL POOLED INDEX FUND	759	0	759
A*) KUBARKAS INTERNATIONAL POOLED INDEX FUND	57.390	0	57.390
A*) KUBARKAS INTERNATIONAL POOLED INDEX FUND	27.288	0	27.288
A*) KUBARKAS INTERNATIONAL POOLED INDEX FUND	1.397	0	1.397
A*) KUBARKAS INTERNATIONAL POOLED INDEX FUND	4.137	0	4.137
A*) KUBARKAS INTERNATIONAL POOLED INDEX FUND	1.416	0	1.416
A*) KUBARKAS INTERNATIONAL POOLED INDEX FUND	4.248	0	4.248
A*) KUBARKAS INTERNATIONAL POOLED INDEX FUND	2.842	0	2.842
A*) KUBARKAS INTERNATIONAL POOLED INDEX FUND	6.104	0	6.104
A*) KUBARKAS INTERNATIONAL POOLED INDEX FUND	11.628	0	11.628
A*) KUBARKAS INTERNATIONAL POOLED INDEX FUND	12.656	0	12.656
A*) KUBARKAS INTERNATIONAL POOLED INDEX FUND	736	0	736
A*) KUBARKAS INTERNATIONAL POOLED INDEX FUND	7.841	0	7.841
A*) KUBARKAS INTERNATIONAL POOLED INDEX FUND	257.636	0	257.636
A*) KUBARKAS INTERNATIONAL POOLED INDEX FUND	216.567	0	216.567
A*) KUBARKAS INTERNATIONAL POOLED INDEX FUND	1.442	0	1.442
A*) KUBARKAS INTERNATIONAL POOLED INDEX FUND	8.689	0	8.689
A*) KUBARKAS INTERNATIONAL POOLED INDEX FUND	6.199	0	6.199
A*) KUBARKAS INTERNATIONAL POOLED INDEX FUND	362	0	362
A*) KUBARKAS INTERNATIONAL POOLED INDEX FUND	427.806	0	427.806
A*) KUBARKAS INTERNATIONAL POOLED INDEX FUND	893.002	0	893.002
A*) KUBARKAS INTERNATIONAL POOLED INDEX FUND	134.386	0	134.386



## LISTA ESITO DELLE VOTAZIONI

Oggetto: 2. Destinazione del risultato dell'esercizio 2021 di FincoBank S.p.A.

## FAVOREVOLI

Cognome	Tot. Voti	Proprio	Delega
**0 UNO VESTI WOTRE HIGH QUALITY SELECT 10 ONE YEAR BOT	93.881	0	93.881
**0 BNC BNC LATE INDEX TIF	152.250	0	152.250
**0 UNITED TECHNOLOGIES CORPORATION/UNION FINANCE PLAN MASTER TRU	151.661	0	151.661
**0 BEAR CREEK INC	9.322	0	9.322
**0 MPAZ FRANK RUSSELL INVE JAPAN LATEX INV EQUITY FOND	4.688	0	4.688
**0 AOR GLOBAL DEFENSIVE EQUITY FOND LP	13.796	0	13.796
**0 AMERICAN BUREAU OF SHIPPING	350	0	350
**0 AMERICAN CENTURY SEC TRUST AVANTIS INTERNATIONAL EQUITY FIF	42.330	0	42.330
**0 AMERICAN CENTURY SEC TRUST AVANTIS INTERNATIONAL EQUITY FOND	1.755	0	1.755
**0 MAND MSCI FORKST UNDER ROGER FOND	20.547	0	20.547
**0 AMERICAN CENTURY SEC TRUST AVANTIS RESPONSIBLE INTERNATIONAL EQUITY FIF	84	0	84
**0 BSS INV CONTINGED EMPLOYEE BENEFIT FOND TRUST	111.674	0	111.674
**0 TAM NATIONAL PENSION FOND	41.600	0	41.600
**0 RUSSELL INVESTMENT COMPANY INTERNATIONAL DEVELOPED MARKETS FUND	97.975	0	97.975
**0 RUSSELL INVESTMENT COMPANY GLOBAL EQUITY FOND	16.961	0	16.961
**0 COLLEGE REINVESTMENT EQUITIES FOND	1.005.968	0	1.005.968
**0 COLLEGE INTERNATIONAL EQUITY INDEX FOND	666.074	0	666.074
**0 FOM SECURE MERCH LEAD I	56.111	0	56.111
**0 BOSTON RETIREMENT SYSTEM	73.059	0	73.059
**0 CRUISE ALLIANCE GIFFORD INTERNATIONAL STOCK PORTFOLIO	1.770.661	0	1.770.661
**0 BRIDGEHOUSE FUND TRUST LE METIPE MSCI EARLY INDEX PORTFOLIO	42.855	0	42.855
**0 VALIC COMPANY INTERNATIONAL COUNTRIES INDEX FOND	56.243	0	56.243
**0 STATE OF MINNESOTA	225.108	0	225.108
**0 RUSSELL INVESTMENT FUND INTERNATIONAL DEVELOPED MARKETS FOND	18.788	0	18.788
**0 BANK RUSSELL INVESTMENT CO LL PCC	12.806	0	12.806
**0 SPOR MSCI EARLY INDEX FIF	1.908	0	1.908
**0 SPOR PORTFOLIO DEVELOPED WORLD INDEX FIF	219.053	0	219.053
**0 MORGAN STANLEY INSTITUTIONAL FUND TRUST GLOBAL STRATEGIST PORTFOLIO	2.304	0	2.304
**0 MORGAN STANLEY VARIABLE INSURANCE FUND "AC. GLOBAL STRATEGIST PORTFOLIO"	36	0	36
**0 ARNEY HEALTH RETIREMENT TRUST	6.976	0	6.976
**0 RUTH INFLATION PROTECTION	6.321	0	6.321
**0 SPOR PORTFOLIO EUROPE FIF	10.615	0	10.615
**0 SPOR VESTI EARLY INDEX SECURITIES-EMERGING COMARCH TRUST FOND	497.726	0	497.726
**0 USA CONTINGED EMPLOYEE FOND LP	25.117	0	25.117
**0 INTERNATIONAL EQUITY FOND	3.594	0	3.594
**0 PEOPLE'S BANK OF CHINA	498.868	0	498.868
**0 PEOPLE'S BANK OF CHINA	21.322	0	21.322
**0 FINCHER INVESTMENT CORPORATION	944.434	0	944.434
**0 MINGYI OVER GLOBAL STRATEGY FOND	685.837	0	685.837
**0 USA LAX LONG SOLUTIONS	507.308	0	507.308
**0 PACIFICER GLOBAL LEADERSHIP IMPACT TIF	493	0	493
**0 CISC PENSION PLAN TRUST FOND	2.445	0	2.445
**0 TIF TONYA TRUST FOR THE ADVANCEMENT OF TEARING BECILL UNIVERSITY	23.100	0	23.100
**0 COUNSEL INTERNATIONAL GROWTH	185.885	0	185.885
**0 COUNSEL DEFENSIVE GLOBAL EQUITY	2.092	0	2.092
**0 TNO FINCHER WILSON TRUST	104.807	0	104.807
**0 LE KARANZELLE EUROPEAN MID CAP EQUITY FOND	23.064	0	23.064
**0 ARITHURON CO GLOBAL EQUITY FIFOND FOND	18.599	0	18.599
**0 LE KARANZELLE EUROPEAN MID CAP EQUITY CLASS	3.513	0	3.513
**0 JESSELTON GLOBAL SMALL CAP EQUITY FOND LP	4.345	0	4.345
**0 STAFFERY LOW VOLATILITY FOND	17.664	0	17.664
**0 MACKENZIE GLOBAL LEADERSHIP IMPACT FOND	757	0	757

## LISTA ESITO DELLE VOTAZIONI

Oggetto: 2. Destinazione del risultato dell'esercizio 2021 di FincoBank S.p.A.

## FAVOREVOLI

Codice	For. Voti	Proprio	Delega
**D MACKENZIE EUROPEAN EQUITY MIXED FUND	287.176	0	287.176
**D ACQUILA UNIVERSITY TRUST FUND	14.826	0	14.826
**D MACKENZIE INTERNATIONAL EQUITY INDEX ETF	11.900	0	11.900
**D MACKENZIE INTERNATIONAL EQUITY FUND	16.809	0	16.809
**D MACKENZIE GLOBAL EQUITY FUND	19.042	0	19.042
**D COAL & OIL GROUP GLOBAL EQUITY FUND	7.786	0	7.786
**D TO INFRARED INTERNATIONAL EQUITY INDEX FUND	127.407	0	127.407
**D EUROPEAN INTERNATIONAL EQUITY FUND	511.397	0	511.397
**D EUROPEAN EQUITY FUND	2.159.482	0	2.159.482
**D EUROPEAN INDEX FUND	3.823	0	3.823
**D TO INFRARED INTERNATIONAL EQUITY INDEX FUND	28.740	0	28.740
**D TO INFRARED INTERNATIONAL EQUITY INDEX FUND	5.579	0	5.579
**D TO INFRARED INTERNATIONAL EQUITY INDEX FUND	69	0	69
**D TO INFRARED INTERNATIONAL EQUITY INDEX FUND	24.813	0	24.813
**D TO INFRARED INTERNATIONAL EQUITY INDEX FUND	23.439	0	23.439
**D TO INFRARED INTERNATIONAL EQUITY INDEX FUND	36.140	0	36.140
**D TO INFRARED INTERNATIONAL EQUITY INDEX FUND	3.707	0	3.707
**D TO INFRARED INTERNATIONAL EQUITY INDEX FUND	1.054	0	1.054
**D TO INFRARED INTERNATIONAL EQUITY INDEX FUND	613	0	613
**D TO INFRARED INTERNATIONAL EQUITY INDEX FUND	81.623	0	81.623
**D TO INFRARED INTERNATIONAL EQUITY INDEX FUND	2.247	0	2.247
**D TO INFRARED INTERNATIONAL EQUITY INDEX FUND	191.326	0	191.326
**D TO INFRARED INTERNATIONAL EQUITY INDEX FUND	60.433	0	60.433
**D TO INFRARED INTERNATIONAL EQUITY INDEX FUND	9.081	0	9.081

Totale voti 475.178.289

Percentuale votanti % 99,903659

Percentuale Capitale % 77,832777

Azionisti:

Azionisti in proprio:

1.843

0

Tosse:

Azionisti in delega:

1

1.843

Pagina 29


Dopo delega alla persona fisica sopra indicata, la delega è stata effettuata alla persona fisica sopra indicata.

Dopo delega alla persona fisica sopra indicata, la delega è stata effettuata alla persona fisica sopra indicata.

Dopo delega alla persona fisica sopra indicata, la delega è stata effettuata alla persona fisica sopra indicata.

Dopo delega alla persona fisica sopra indicata, la delega è stata effettuata alla persona fisica sopra indicata.

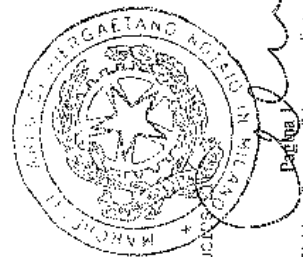




LISTA LISTO DELLE VOTAZIONE  
Oggetto: 3. Relazione sulla politica in materia di remunerazione 2022

CONTRARI

Colonne	Proprio	Delega
1. COMPILARE SPA RAPP. DESIGNATO (S-ROVIPS (S-REVISORI) IN PERSONA DI NELLA ALBANO	0	0
**D BELTUS EQUITIES NV	618.738	618.738
**D BELTUS PENSION FUND HIGH EQUITIES	646.064	646.064
**D BELTUS PENSION FUND LOW EQUITIES	81.325	81.325
**D BELTUS PENSION FUND BALANCED FUND	205.967	205.967
**D BELTUS INVEST SICAV	542.923	542.923
**D BELTUS PRIVATE BANK NV	243.097	243.097
**D BELTUS VITAEVIA, S.P.A.	291.300	291.300
**D BELTUS DIVERSIFIED GLOBAL PORTFOLIO, S.P.A.	3.251	3.251
**D BELTUS AGENTE	4.621	4.621
**D BELTUS PENSION FUND 90-TAL	3.467	3.467
**D BELTUS PENSION FUND 14-TAL	14.125	14.125
**D BELTUS PENSION FUND 95-TAL	95.339	95.339
**D BELTUS PENSION FUND 60-TAL	809.953	809.953
**D BELTUS PENSION FUND 30-TAL	61.836	61.836
**D BELTUS PENSION FUND 15-TAL	77.969	77.969
**D BELTUS PENSION FUND 10-TAL	76.283	76.283
**D BELTUS PENSION FUND 5-TAL	2.852	2.852
**D BELTUS PENSION FUND 2-TAL	415.000	415.000
**D BELTUS PENSION FUND 1-TAL	11.146	11.146
**D BELTUS PENSION FUND 0-TAL	6.436	6.436
**D BELTUS PENSION FUND 0-TAL	403.786	403.786
**D BELTUS PENSION FUND 0-TAL	23.827	23.827
**D BELTUS PENSION FUND 0-TAL	368.900	368.900
**D BELTUS PENSION FUND 0-TAL	2.040	2.040
**D BELTUS PENSION FUND 0-TAL	169.651	169.651
**D BELTUS PENSION FUND 0-TAL	43.872	43.872
**D BELTUS PENSION FUND 0-TAL	11.444	11.444
**D BELTUS PENSION FUND 0-TAL	28.863	28.863
**D BELTUS PENSION FUND 0-TAL	173.493	173.493
**D BELTUS PENSION FUND 0-TAL	930	930
**D BELTUS PENSION FUND 0-TAL	3.296	3.296
**D BELTUS PENSION FUND 0-TAL	24.805	24.805
**D BELTUS PENSION FUND 0-TAL	9.647	9.647
**D BELTUS PENSION FUND 0-TAL	38.933	38.933
**D BELTUS PENSION FUND 0-TAL	57.308	57.308
**D BELTUS PENSION FUND 0-TAL	104.761	104.761
**D BELTUS PENSION FUND 0-TAL	6.776	6.776
**D BELTUS PENSION FUND 0-TAL	51.108	51.108
**D BELTUS PENSION FUND 0-TAL	6.446	6.446
**D BELTUS PENSION FUND 0-TAL	2.883	2.883
**D BELTUS PENSION FUND 0-TAL	41.606	41.606
**D BELTUS PENSION FUND 0-TAL	29.046	29.046
**D BELTUS PENSION FUND 0-TAL	3.696	3.696
**D BELTUS PENSION FUND 0-TAL	2.367	2.367
**D BELTUS PENSION FUND 0-TAL	238.293	238.293
**D BELTUS PENSION FUND 0-TAL	9.116	9.116
**D BELTUS PENSION FUND 0-TAL	14.160	14.160
**D BELTUS PENSION FUND 0-TAL	23	23
**D BELTUS PENSION FUND 0-TAL	1.848	1.848
**D BELTUS PENSION FUND 0-TAL	577.246	577.246
**D BELTUS PENSION FUND 0-TAL	149.827	149.827



1 DE\* delega alla persona fisica sopra indicata con il numero della scheda magnetica  
198 DE\* delega alla persona fisica sopra indicata con il numero della scheda magnetica (invece effettuata alla posizione anastasi)  
Ri\* apponimento legale alla persona fisica sopra indicata con il numero della scheda magnetica

Azionisti: 198 Teste: 198  
Azionisti in proprio: 0 Azionisti in delega: 198

# LISTA ESITO DELLE VOTAZIONI

Oggetto: 3. Relazione sulla politica in materia di remunerazione 2022

## CONTRARI

Cognome	Tot. voti	Proprio	Delega
*** VITTIERS ACTIONS FUTURE SYST AGI	82.030	0	82.030
*** ANTHANZI S ACTION	15.160	0	15.160
*** INVESTIMENT PLAZZA AFFARI	47.530	0	47.530
*** UNIVERSAL INVESTMENT GEFILISCHAFI YSE OM GEDALF DE LAYAK AG-FONDS	69.030	0	69.030
*** UNIVERSITÄT FLESSIBILITÄT	45.000	0	45.000
*** ALLIANZICI FONDUS AVE	21.584	0	21.584
*** ANTHANZI FONDUS FIVE SEGMENT FIVE-ANAL-3_FUND	102.979	0	102.979
*** ANTHANZI FONDUS FIVE SEGMENT FIVE-ANAL-3_FUND	325.000	0	325.000
*** ANTHANZI FONDUS FIVE SEGMENT FIVE-ANAL-3_FUND	69.170	0	69.170
*** ANTHANZI FONDUS FIVE SEGMENT FIVE-ANAL-3_FUND	36.226	0	36.226
*** ANTHANZI FONDUS FIVE SEGMENT FIVE-ANAL-3_FUND	31.034	0	31.034
*** ANTHANZI FONDUS FIVE SEGMENT FIVE-ANAL-3_FUND	48.016	0	48.016
*** ANTHANZI FONDUS FIVE SEGMENT FIVE-ANAL-3_FUND	31.812	0	31.812
*** ANTHANZI FONDUS FIVE SEGMENT FIVE-ANAL-3_FUND	18.173	0	18.173
*** ANTHANZI FONDUS FIVE SEGMENT FIVE-ANAL-3_FUND	61.561	0	61.561
*** ANTHANZI FONDUS FIVE SEGMENT FIVE-ANAL-3_FUND	76.777	0	76.777
*** ANTHANZI FONDUS FIVE SEGMENT FIVE-ANAL-3_FUND	102.817	0	102.817
*** ANTHANZI FONDUS FIVE SEGMENT FIVE-ANAL-3_FUND	18.841	0	18.841
*** ANTHANZI FONDUS FIVE SEGMENT FIVE-ANAL-3_FUND	6.236	0	6.236
*** ANTHANZI FONDUS FIVE SEGMENT FIVE-ANAL-3_FUND	14.821	0	14.821
*** ANTHANZI FONDUS FIVE SEGMENT FIVE-ANAL-3_FUND	3.821	0	3.821
*** ANTHANZI FONDUS FIVE SEGMENT FIVE-ANAL-3_FUND	419.909	0	419.909
*** ANTHANZI FONDUS FIVE SEGMENT FIVE-ANAL-3_FUND	170.192	0	170.192
*** ANTHANZI FONDUS FIVE SEGMENT FIVE-ANAL-3_FUND	171.483	0	171.483
*** ANTHANZI FONDUS FIVE SEGMENT FIVE-ANAL-3_FUND	436.742	0	436.742
*** ANTHANZI FONDUS FIVE SEGMENT FIVE-ANAL-3_FUND	29.313	0	29.313
*** ANTHANZI FONDUS FIVE SEGMENT FIVE-ANAL-3_FUND	718.153	0	718.153
*** ANTHANZI FONDUS FIVE SEGMENT FIVE-ANAL-3_FUND	48.973	0	48.973
*** ANTHANZI FONDUS FIVE SEGMENT FIVE-ANAL-3_FUND	19.677	0	19.677
*** ANTHANZI FONDUS FIVE SEGMENT FIVE-ANAL-3_FUND	120.000	0	120.000
*** ANTHANZI FONDUS FIVE SEGMENT FIVE-ANAL-3_FUND	38.880	0	38.880
*** ANTHANZI FONDUS FIVE SEGMENT FIVE-ANAL-3_FUND	869.399	0	869.399
*** ANTHANZI FONDUS FIVE SEGMENT FIVE-ANAL-3_FUND	102.011	0	102.011
*** ANTHANZI FONDUS FIVE SEGMENT FIVE-ANAL-3_FUND	88.750	0	88.750
*** ANTHANZI FONDUS FIVE SEGMENT FIVE-ANAL-3_FUND	177.936	0	177.936
*** ANTHANZI FONDUS FIVE SEGMENT FIVE-ANAL-3_FUND	31.069	0	31.069
*** ANTHANZI FONDUS FIVE SEGMENT FIVE-ANAL-3_FUND	1.636	0	1.636
*** ANTHANZI FONDUS FIVE SEGMENT FIVE-ANAL-3_FUND	2.809	0	2.809
*** ANTHANZI FONDUS FIVE SEGMENT FIVE-ANAL-3_FUND	805	0	805
*** ANTHANZI FONDUS FIVE SEGMENT FIVE-ANAL-3_FUND	2.232	0	2.232
*** ANTHANZI FONDUS FIVE SEGMENT FIVE-ANAL-3_FUND	200	0	200
*** ANTHANZI FONDUS FIVE SEGMENT FIVE-ANAL-3_FUND	2.536	0	2.536
*** ANTHANZI FONDUS FIVE SEGMENT FIVE-ANAL-3_FUND	536	0	536
*** ANTHANZI FONDUS FIVE SEGMENT FIVE-ANAL-3_FUND	1.601	0	1.601
*** ANTHANZI FONDUS FIVE SEGMENT FIVE-ANAL-3_FUND	32.031	0	32.031
*** ANTHANZI FONDUS FIVE SEGMENT FIVE-ANAL-3_FUND	16.336	0	16.336
*** ANTHANZI FONDUS FIVE SEGMENT FIVE-ANAL-3_FUND	8.948	0	8.948
*** ANTHANZI FONDUS FIVE SEGMENT FIVE-ANAL-3_FUND	232.266	0	232.266
*** ANTHANZI FONDUS FIVE SEGMENT FIVE-ANAL-3_FUND	9.816	0	9.816
*** ANTHANZI FONDUS FIVE SEGMENT FIVE-ANAL-3_FUND	17.372	0	17.372
*** ANTHANZI FONDUS FIVE SEGMENT FIVE-ANAL-3_FUND	24.874	0	24.874

Pagina 2

Azionisti:	198	Teste:	1	DE- delega alla persona fisica sopra indicata con il numero della scheda magnetica
Azionisti in proprio:	0	Azionisti in delega:	198	DE- delega alla persona fisica sopra indicata con il numero della scheda magnetica (esclusione e Truista alla presidenza assistito)
DE- delega alla persona fisica sopra indicata con il numero della scheda magnetica (esclusione e Truista alla presidenza assistito)				

## LISTA LISTO DELLE VOTAZIONE

## Oggetto: 3. Relazione sulla politica in materia di remunerazione 2022

## CONTRARI

Cognome	Propr	Delega
***D STICHTING SHELL PENSIONFONDS	52.950	52.950
***D CREDIT OF EQUITY FUND CREDIT SUISSE FUNDS AG	54.471	54.471
***D PER OSC WORLD EQUITY CREDIT SUISSE FUNDS AG	18.947	18.947
***D CREDIT OF EQUITY CREDIT SUISSE FUNDS AG	1.244	1.244
***D AXA VORWORTS FUND EQUITIES GLOBE MARKETS	1.295	1.295
***D AXA VORWORTS FUND EQUITIES GLOBE MARKETS	32.212	32.212
***D AXA VORWORTS FUND EQUITIES GLOBE MARKETS	109.535	109.535
***D AXA VORWORTS FUND EQUITIES GLOBE MARKETS	245.763	245.763
***D AXA VORWORTS FUND EQUITIES GLOBE MARKETS	22.468	22.468
***D AMERICAN ELECTRIC POWER MASTER RETIREMENT TRUST	31.344	31.344
***D AMERICAN ELECTRIC POWER MASTER RETIREMENT TRUST	11.246	11.246
***D EASTALFABORNINGEN KF INVEST INTERNATIONAL ACTIVES	47.051	47.051
***D VANGUARD INTERNATIONAL GROWTH FUND	9.933.712	9.933.712
***D COUNTY OF SANTA CLARA	15.117	15.117
***D BCI BOOLE INVESTMENT FUND SERIES EMERG EUROPEAN EQUITY FUND	9.399	9.399
***D BANK OF KOREA	37.803	37.803
***D ELEMENS DIVERSIFIED GROWTH	14.588	14.588
***D SIEMENS ENERGY EQUITIES	34.333	34.333
***D INTERNATIONAL BANK FOR RECONSTRUCTION AND DEVELOPMENT	4.037	4.037
***D STERIS ASCIOTR RETURN	10.497	10.497
***D STERIS EUROINVEST ACTIVES	3.598	3.598
***D MI FUND K10	37.291	37.291
***D MI FUND K12	34.940	34.940
***D CALIFORNIA LABORERS' FUND PENSION TRUST	339.734	339.734
***D NATIONAL TREASURY MANAGEMENT ACT	1.427	1.427
***D HS ALVER AND MERCANTILE GLOBAL RECOVER FUND	60.513	60.513
***D JOHN DEERE PENSION TRUST	167.880	167.880
***D RYER AND MERCANTILE GLOBAL FISH ALPHA FUND	98.850	98.850
***D ALICE LEIPZIGER TRUST INVESTMENT GEBELLSCHAFT MBH	20.400	20.400
***D ALICE LEIPZIGER TRUST INVESTMENT GEBELLSCHAFT MBH	528.900	528.900
***D METRO INTERNATIONAL INVESTMENT	123.163	123.163
***D MORGAN STANLEY RAHWAY FUNDS	16.526	16.526
***D AGRIUM MANAGEMENT EXCHANGE TRUSTS COF	55.801	55.801
***D STICHTING BLUE SKY LEAD ASSET FUNDS	24.712	24.712
***D THE BOARD OF THE PENSION PROTECTION FUND REINVESTMENT	17.501	17.501
***D MICHAEL BAKER A&A CO INC. MASTER REINVESTMENT FUND	202.239	202.239
***D STICHTING PENSIONFONDS AG	15.117	15.117
***D DOW RETIREMENT GROUP TRUST	77.458	77.458
***D COMWORTH GLOBE INFRASTRUCTURE SECURITIES FUND L.	36.394	36.394
***D BAYLEND KENDAL INSTITUTE	14.310	14.310
***D CITY OF LOS ANGELES PLAN AND POLICE PENSION PLAN	149.961	149.961
***D PUBLIC SERVICE PENSION BOARD	171.608	171.608
***D JACO PHILIP. AUTHORIZED CONTRACTUAL SCHEM...	86.100	86.100
***D KASSEL PENSION FUND	382.828	382.828
***D STICHTING PENSIONFONDS AG	406.646	406.646
***D CREDIT SUISSE ASSET MANAGEMENT LTD ON BEHALF OF CREDIT SUISSE ASSURANCE AG	149.274	149.274
***D VORWORTS FUND EQUITIES GLOBE MARKETS	25.597	25.597
***D VORWORTS FUND EQUITIES GLOBE MARKETS	497	497
***D VORWORTS FUND EQUITIES GLOBE MARKETS	53.950	53.950
***D COINTEGRATED SPATIAL INVESTMENTS LIMITED...	379	379
***D COINTEGRATED SPATIAL INVESTMENTS LIMITED...	57.435	57.435



1 1 DUE delega alle persone fisiche e giuridiche il numero della scheda magnetica  
198 198 DUE delega alle persone fisiche e giuridiche il numero della scheda magnetica (votazione effettuata a titolo di partecipazione assistita)  
AL rappresentanza legale alle persone fisiche e giuridiche il numero della scheda magnetica

Azionisti: 198 l'Esse:  
Azionisti in proprio: 0 Azionisti in delega:

LISTA ESITO DELLE VOTAZIONI  
Oggetto: 3. Relazione sulla politica in materia di remunerazione 2022

CONTRARI

Cognome	Contrari	Proprio	Delega
*** STITCHING MANAGEMENTS RESEARCH TECHNOLOGY SERVICES	0	0	96.520
*** STITCHING MANAGEMENTS SERVICES AMALFENEO RD	0	0	328.384
*** STITCHING MANAGEMENTS SERVICES AMALFENEO RD	0	0	56.700
*** STITCHING MANAGEMENTS SERVICES AMALFENEO RD	0	0	376.404
*** STITCHING MANAGEMENTS SERVICES AMALFENEO RD	0	0	25.433
*** STITCHING MANAGEMENTS SERVICES AMALFENEO RD	0	0	4.636
*** STITCHING MANAGEMENTS SERVICES AMALFENEO RD	0	0	13.875
*** STITCHING MANAGEMENTS SERVICES AMALFENEO RD	0	0	88.887
*** STITCHING MANAGEMENTS SERVICES AMALFENEO RD	0	0	305.654
*** STITCHING MANAGEMENTS SERVICES AMALFENEO RD	0	0	1.524.971
*** STITCHING MANAGEMENTS SERVICES AMALFENEO RD	0	0	3.426
*** STITCHING MANAGEMENTS SERVICES AMALFENEO RD	0	0	100.976
*** STITCHING MANAGEMENTS SERVICES AMALFENEO RD	0	0	21.779
*** STITCHING MANAGEMENTS SERVICES AMALFENEO RD	0	0	2.844.055
*** STITCHING MANAGEMENTS SERVICES AMALFENEO RD	0	0	614.937
*** STITCHING MANAGEMENTS SERVICES AMALFENEO RD	0	0	319.164
*** STITCHING MANAGEMENTS SERVICES AMALFENEO RD	0	0	31.487
*** STITCHING MANAGEMENTS SERVICES AMALFENEO RD	0	0	2.832
*** STITCHING MANAGEMENTS SERVICES AMALFENEO RD	0	0	19.724
*** STITCHING MANAGEMENTS SERVICES AMALFENEO RD	0	0	19.724
*** STITCHING MANAGEMENTS SERVICES AMALFENEO RD	0	0	19.724
*** STITCHING MANAGEMENTS SERVICES AMALFENEO RD	0	0	21.309
*** STITCHING MANAGEMENTS SERVICES AMALFENEO RD	0	0	12.387
*** STITCHING MANAGEMENTS SERVICES AMALFENEO RD	0	0	58.899
*** STITCHING MANAGEMENTS SERVICES AMALFENEO RD	0	0	236.904
*** STITCHING MANAGEMENTS SERVICES AMALFENEO RD	0	0	35.319
*** STITCHING MANAGEMENTS SERVICES AMALFENEO RD	0	0	21.877
*** STITCHING MANAGEMENTS SERVICES AMALFENEO RD	0	0	50.117
*** STITCHING MANAGEMENTS SERVICES AMALFENEO RD	0	0	31.972
*** STITCHING MANAGEMENTS SERVICES AMALFENEO RD	0	0	64.318
*** STITCHING MANAGEMENTS SERVICES AMALFENEO RD	0	0	705.136
*** STITCHING MANAGEMENTS SERVICES AMALFENEO RD	0	0	142.430
*** STITCHING MANAGEMENTS SERVICES AMALFENEO RD	0	0	36.000
*** STITCHING MANAGEMENTS SERVICES AMALFENEO RD	0	0	29.500
*** STITCHING MANAGEMENTS SERVICES AMALFENEO RD	0	0	112.745
*** STITCHING MANAGEMENTS SERVICES AMALFENEO RD	0	0	1.168.215
*** STITCHING MANAGEMENTS SERVICES AMALFENEO RD	0	0	71.470
*** STITCHING MANAGEMENTS SERVICES AMALFENEO RD	0	0	2.020
*** STITCHING MANAGEMENTS SERVICES AMALFENEO RD	0	0	631.953
*** STITCHING MANAGEMENTS SERVICES AMALFENEO RD	0	0	3.766.022
*** STITCHING MANAGEMENTS SERVICES AMALFENEO RD	0	0	194.285
*** STITCHING MANAGEMENTS SERVICES AMALFENEO RD	0	0	93.581
*** STITCHING MANAGEMENTS SERVICES AMALFENEO RD	0	0	152.150

Totale voti 41.018.528  
Percentuale votanti % 8,623923  
Percentuale Capitale % 6,723028

Azionisti: 198  
Azionisti in proprio: 0  
DE\* delega alla persona fisica sopra indicata con il numero della scheda magnetica  
\*\*D delega alla persona fisica sopra indicata con il numero della scheda magnetica (vincolo di fiducia alla persona fisica)  
R: \* appropinquazione alla persona fisica sopra indicata con il numero della scheda magnetica

Assemblea Ordinaria del 28 aprile 2022

LISTA ESITO DELLE VOTAZIONI

Oggetto: 3. Relazione sulla politica in materia di remunerazione 2022

ASTENUTI

Tot. Voti: Proprio Delega

Cognome

Totale voti  
Percentuale votanti %  
Percentuale Capitale %

0  
0,000000  
0,000000



Pagina 5

DE<sup>2</sup> delega alla politica in materia di remunerazione  
+D delega alla politica in materia di remunerazione  
RL<sup>2</sup> rappresentanza legale alla politica in materia di remunerazione

Teste:  
Azionisti in delega:

Azionisti:  
Azionisti in proprio:

LISTA ESITO DELLE VOTAZIONI

Oggetto: 3. Relazione sulla politica in materia di remunerazione 2022

NON VOTANTI

Cognome	Tot. voti	Proprio	Delega
Totale voti	0		
Percentuale votanti %	0,000000		
Percentuale Capitale %	0,000000		

## TAVOREVOLI

Il numero della scheda magica  
assegnata alla persona è uguale al numero della scheda magica  
assegnata alla persona che ha scelto la stessa scheda magica.  
Il numero della scheda magica è uguale al numero della scheda magica  
assegnata alla persona che ha scelto la stessa scheda magica.

## LISTA ESITO DELLE VOTAZIONI

## Oggetto: 3. Relazione sulla politica in materia di remunerazione 2022

## FAVOREVOLI

Cognome	Proprio	Delega
**0 XGOL POLITE INDEX FUND B - JULY (NSITE)	273.756	273.756
**0 XGENTON GLOBAL FUNDS	23.465	23.465
**0 XICITION BANK OF JAPAN, LTD. AS TRUSTEE FOR JAPAN SCIENCE AND TECHNOLOGY AGENCY 16619-9962	13.075	13.075
**0 I. ROWE PRICE FUNDS OEC - CONTINENTAL EUROPEAN EQUITY FUND	3.721	3.721
**0 VALICAP PORTFOLIO BAKERS INTERNATIONAL CORP. EQUITY FUND	1.582.348	1.582.248
**0 NATIONALENDREND PENSION INVEST, PSD 3 CLASSIC FASTER 3	32.032	32.032
**0 MSC ACFT EX U.S. EXI INDEX FUND D2	34.868	34.868
**0 MACQUARIE INTERNATIONAL EQUITIES FUND	10.876	10.876
**0 VANGUARD ETHICALLY CONSCIOUS INTERNATIONAL SHARES INDEX FUND	31.836	31.836
**0 VANGUARD INTERNATIONAL EXPOSURE FUND	216.100	316.100
**0 NATIONAL PENSION INSURANCE FUND	3.009	3.559
**0 ADVANTAGE ASSET MANAGEMENT SA REPRESENTING AGGRESSIVE PENSIONERS/PENSIONERS	527.700	527.700
**0 RATIONWIDE INTERNATIONAL INDEX FUND	46.127	46.127
**0 TOPTRM DEVELOPED MARKETS EQUITIES (HEDGE) FUND	21.681	23.681
**0 BLACKROCK CDN INC. ACWI EX-CANADA INDEX FUND	4.806	14.805
**0 IAE LABOR UNION CO-OPERATIVE RETIREMENT FUND	2.355	2.355
**0 Q ADVISORS TRUST KQ/AS DYNAMIC GIGGITH PORTFOLIO	6.731	6.731
**0 I. ROWE PRICE INTERNATIONAL EQUITY INDEX DRUGS	20.843	20.843
**0 CONSTRUCTION AND BUILDING UNIONS SUPERANNUATION FUND	21.558	21.558
**0 ARGENTIA D2	163.370	163.218
**0 VIKR VI UNIVERSEAL FUNDS	1.210	1.210
**0 UNIVERSAL INVESTMENT MANAGEMENT BNL RL ZETT-UNIVERSEAL-FONDS	69.609	69.609
**0 NEW YORK LIFE INSURANCE & ANNUITY CORPORATION	2.727	3.727
**0 ARTERIA EUROPEAN OPPORTUNITIES FUND	134.366	134.366
**0 KROKOT BANK HOLDING AS TRUSTEE OF MERIE ASSET KP/CRA ASSOCIUL RETURN PR/VARELU PENCED MASTER INVESTMENT TRUST 2	2.656	2.656
**0 MAIN 1 - UNIVERSAL - FONES	117.656	117.656
**0 QANTAS SUPERANNUATION LIMITED AS TRUSTEE FOR THE QANTAS SUPERANNUATION PLAN	559	559
**0 TEL PENSION FUND	205.873	208.823
**0 AUSTRALTRANSFER	27.632	27.632
**0 THE MASTER TRUST BANK OF JAPAN, LTD. AS TRUSTEE FOR GOVERNMENT PENSION INVESTMENT FUND 400045587	43.246	43.246
**0 BMO-FONDS	13.230	15.230
**0 THE MASTER TRUST BANK OF JAPAN, LTD. AS TRUSTEE FOR GREAT-BAYLOR FOR WORKERS' RETIREMENT ALLOWANCE/RETIREAL AID 400010890	52.740	52.740
**0 C. ROWE PRICE FUNDS SICAV	258.578	258.578
**0 SAS TRUSTCO CORPORATION FOCULO FUND	58.760	58.760
**0 VANGUARD FUNDGARY TRUST COMPANY INSTITUTIONAL TOTAL INTERNATIONAL STOCK MARKET TRYST TRUST	155.057	155.057
**0 VESTERFORSKERT EQUINOR AKSELER EUROPA	382.008	382.008
**0 AQF FUNDS - FOR INTERNATIONAL DIVERSIVE STYLE FUND	9.000	9.000
**0 I. ROWE PRICE INTERNATIONAL SMALL-CAP EQUITY TRUST	33.219	33.219
**0 THE MASTER TRUST BANK OF JAPAN, LTD. AS TRUSTEE FOR WORKERS' RETIREMENT ALLOWANCE MUTUAL AID	485.242	485.242
**0 NES INTERNATIONAL NEW DISCOVERY FUND	23.155	24.835
**0 STETIAR "NORRANT", LTD.	988.057	988.057
**0 ARAYCO DE RETIREMENT INCOME PLAN TRUST	2.852	2.852
**0 KROKOT BANK INVESTMENT FUNDS	800	602
**0 POWERERA PENSION UNIVERSAL	28.610	29.610
**0 MAINWAY EUROPE CAPITAL GROWTH FUND	10.219	10.219
**0 FOS	48.575	48.575
**0 THE MASTER TRUST BANK OF JAPAN, LTD. AS TRUSTEE FOR BIU4003045820	6.317	8.317
**0 SCOLLING PARLORESCUE PROVISION	355.467	355.462
**0 SINGER SELECT PLATFORM	2.863	2.865
**0 LAMARCA CAPITALS GLOBETROPICAN	366.889	366.889
**0 ADVANTAGE TRUST - MIX INTERNATIONAL MANAGED VOLATILITY PORTFOLIO	5.034	5.034
	45.764	45.764

Pagina 8

DE\* delega alla persona fisica sopra indicata con il numero della scheda magnetica

\*\*0 delega alla persona fisica sopra indicata con il numero della scheda magnetica (votazione effettuata alle sessioni/ove assenti)

EL\* rappresenta la delega alla persona fisica sopra indicata con il numero della scheda magnetica

Azionisti: 1.647 Tesse: 1.647

Azionisti in proprio: 0 Azionisti in delega: 1.647

## LISTA ESITO DELLE VOTAZIONI

## Oggetto: 3. Relazione sulla politica in materia di remunerazione 2022

## FAVOREVOLI

Cognome	Tot. Voti	Proprio	Delega
**D JF-FONDS BAY AG: ACTION	350.374	0	350.374
**D THE MASTER TRUST BANK OF JAPAN, LTD. AS TRUSTEE FOR MUTUAC00048794	481.845	0	481.845
**D FIDELITY INVESTMENTS FUND - FIDELITY INDEX WORLD FUND	49.668	0	49.668
**C VANGUARD INTERNATIONAL SHARES INDEX FUND	226.983	0	226.983
**C FIDELITY TRUST - EQ/INTERNATIONAL RENAISSANCE VOTABILITY PORTFOLIO	76.412	0	76.412
**D STICHTING PENSIOENFONDS VOFAR	88.736	0	88.736
**D F&I-ALLES-UNIVERSAL-FONDS	70.210	0	70.210
**D EQ ADVISORS TRUST - EQ/GLOBAL EQUITY MANAGED VOLATILITY PORTFOLIO	22.490	0	22.490
**D THE MASTER TRUST BANK OF JAPAN, LTD. AS TRUSTEE FOR MUTUAC00048792	683.156	0	683.156
**D GOVERNMENT SUPERANNUATION FUND	102.268	0	102.268
**D THE MASTER TRUST BANK OF JAPAN, LTD. AS TRUSTEE FOR MUTUAC00048795	573.615	0	573.615
**D EQ ADVISORS TRUST - EQ/AM DYNAMIC MGMT/IT GROWTH PORTFOLIO	14.964	0	14.964
**D BUREAU OF LABOR FUNDS - LABOR REVENUE FUND	5.545	0	5.545
**D STATE OF NEW YORK	28.113	0	28.113
**D CAN REEL LAR VINTAGE VOLATILITY INDEX FUND	1.009	0	1.009
**D ROBIN 1-FONDS	325.483	0	325.483
**D WACHOVIA CDM WORLD INDEX FUND	22.594	0	22.594
**D JAL INTERNATIONAL INDEX FUND	91.127	0	91.127
**D FIDELITY INTERNATIONAL CORE EQUITY FUND	131.335	0	131.335
**D TOWERS DEVELOPED MARKETS EQUITIES (SOVEREIGN INVESTOR - HEDGE) FUND	89.067	0	89.067
**D I. BONE PRICE INTERNATIONAL DISCOVERY FUND	3.714.075	0	3.714.075
**D FIDELITY DEVELOPED MARKETS EX - US QUALITY LOW VOLATILITY INDEX FUND	30.858	0	30.858
**D BARCEL SILVER REVENUE FUND	840	0	840
**D KVF INTERNATIONAL INDEX FUND	71.528	0	71.528
**D EQUILIBRIUM FINANCIAL LIFE INSURANCE COMPANY	5.452	0	5.452
**D F. BONE PRICE EUROPEAN STOCK FUND	863.389	0	863.389
**D ALEXANDER VOLUNTEER DEVELOPED MARKETS EX-US FACTOR ITM INDEX FUND	11.806	0	11.806
**D MANAGED PORTFOLIO SERIES INTERNATIONAL SHARES FUND	18.024	0	18.024
**D FIDELITY INTERNATIONAL QUALITY DIVIDEND INDEX FUND	289.250	0	289.250
**D TRINITY COMMERCE CAMBRIDGE	9.039	0	9.039
**D SIX CLARKES INTERNATIONAL (ACQUEDAM) EQUITY FUND	660.389	0	660.389
**D JET/FRANKLIN TEMPLETON GROWTH FUND	105.900	0	105.900
**D ASH DASHI PENSION FUND	73.282	0	73.282
**D JET/FRANKLIN TEMPLETON GROWTH FUND	19.588	0	19.588
**D THE CHARTERED MASTERS AND SCHOLARS OF THE UNIVERSITY OF CAMBRIDGE	127	0	127
**D DEVELOPED EX-FOSSIL FUEL INDEX FUND D (FIDELITY)	3.645	0	3.645
**D GERARD SECUR-SEC, S.A.	23.534	0	23.534
**D THE MASTER TRUST BANK OF JAPAN, LTD. AS TRUSTEE FOR FEDERATION OF NATIONAL PUBLIC SERVICE PERSONNEL MUTUAL AID ASSOCIATION	55.750	0	55.750
**D DEUTSCHE PETERSON ASSET MANAGEMENT REPRESENTING DEUT FUND	23.600	0	23.600
**D SUEBIA FUND	2.466	0	2.466
**D JAL QUALITY EUROPE	63.243	0	63.243
**D VANGUARD MULTI-FACTOR FUND	6.316	0	6.316
**D VINT SUPERANNUATION FUND	22.702	0	22.702
**D ISHARES WHOLESALE SCREENED INTERNATIONAL EQUITY INDEX FUND	4.501	0	4.501
**D EQ ADVISORS TRUST - EQ/INTERNATIONAL CORE MANAGED VOLATILITY PORTFOLIO	25.374	0	25.374
**D HOUSTON AP - FUND	129.947	0	129.947
**D THE MASTER TRUST BANK OF JAPAN, LTD. AS TRUSTEE FOR MTR000048922	102.248	0	102.248
**D JAL-UNIVERSAL-FONDS	92.536	0	92.536
**D VANGUARD TOTAL INTERNATIONAL STOCK INDEX FUND	7.856.876	0	7.856.876
**D VANGUARD FUNDICARY TRUST COMPANY INSTITUTIONAL TOTAL INTERNATIONAL STOCK MARKET INDEX FUND	3.190.220	0	3.190.220
**D JAL-UNIVERSAL-FONDS	435	0	435
**D THE MASTER TRUST BANK OF JAPAN, LTD. AS TRUSTEE FOR MTR000048929	650.893	0	650.893



Pagina 1  
 DFT: data alla persona fisica sopra indicata con il numero della scheda trasparenza  
 \*\*D: data alla persona fisica sopra indicata con il numero della scheda trasparenza (visione effettiva alla posizione assill)  
 R: rappresentanza legale della persona fisica sopra indicata con il numero della scheda trasparenza

Azionisti: 1.647 Tester: 1.647  
 Azionisti in proprio: 0 Azionisti in delega: 1.647

## LISTA ESITO DELLE VOTAZIONI

**Oggetto: 3. Relazione sulla politica in materia di remunerazione 2022**

# REVOLUTION

[illegible]

### Axioms

Page 10

1. L'art. 1 della legge delega, che ha per oggetto la disciplina delle attività di vigilanza e di controllo esercitate dalla Consob, è inattuato.

(a) *Assess and improve the quality of the work environment and the quality of the work environment.*

PL\* rappresenta la legge alla presenza di  $\beta$  e  $\gamma$  e  $\beta$  e  $\gamma$  sono impatti con il numero delle variabili transitive

## LISTA ESITO DELL'E. VOTAZIONE

Oggetto: 3. Relazione sulla politica in materia di remunerazione 2022

## FAVOREVOLI

Cognome	Tot. Voti	Proprio	Delega
**D RIVALELLI MIRAGLIA TRUST - CACIOLAL OLIVIERO EQUITY FUND	10.042	0	10.042
**D VANGUARD ESG INTERNATIONAL STOCK FFF	158.046	0	158.046
**D HARVEY MACKENZIE ASAC INVESTMENT COMPANY	1.731	0	1.731
**D SES ACTIVE 90	860	0	860
**D SES ACTIVE 95	1.313	0	1.313
**D FUNDOP EQUITY INDEX ESG SCREENED FUND RACCOMANDA	16.221	0	16.221
**D AXA ARIETE FUND	600.000	0	600.000
**D AGIC ACTIONS FUND	644.331	0	644.331
**D LBRAM IRO ACTIONS IIR	72.666	0	72.666
**D AXA GENERATION EQUILIBRE	221.040	0	221.040
**D CREDIT SWISS IP SMID CAP EUROPE	142.174	0	142.174
**D CREDIT SWISS SMID CAP EUROPE	75.437	0	75.437
**D CREDIT SWISS IP SMID CAP EUROPE	36.704	0	36.704
**D CREDIT SWISS IP SMID CAP EUROPE	8.774	0	8.774
**D CREDIT SWISS IP SMID CAP EUROPE	264.204	0	264.204
**D CREDIT SWISS IP SMID CAP EUROPE	135.180	0	135.180
**D CREDIT SWISS IP SMID CAP EUROPE	120.530	0	120.530
**D CREDIT SWISS IP SMID CAP EUROPE	50.185	0	50.185
**D CREDIT SWISS IP SMID CAP EUROPE	147.466	0	147.466
**D CREDIT SWISS IP SMID CAP EUROPE	116.110	0	116.110
**D CREDIT SWISS IP SMID CAP EUROPE	34.176	0	34.176
**D CREDIT SWISS IP SMID CAP EUROPE	9.080	0	9.080
**D CREDIT SWISS IP SMID CAP EUROPE	449.000	0	449.000
**D CREDIT SWISS IP SMID CAP EUROPE	150.679	0	150.679
**D CREDIT SWISS IP SMID CAP EUROPE	33.154	0	33.154
**D CREDIT SWISS IP SMID CAP EUROPE	30.660	0	30.660
**D CREDIT SWISS IP SMID CAP EUROPE	306.000	0	306.000
**D CREDIT SWISS IP SMID CAP EUROPE	87.664	0	87.664
**D CREDIT SWISS IP SMID CAP EUROPE	689.361	0	689.361
**D CREDIT SWISS IP SMID CAP EUROPE	631	0	631
**D CREDIT SWISS IP SMID CAP EUROPE	67.452	0	67.452
**D CREDIT SWISS IP SMID CAP EUROPE	1.983.529	0	1.983.529
**D CREDIT SWISS IP SMID CAP EUROPE	22.636	0	22.636
**D CREDIT SWISS IP SMID CAP EUROPE	59.506	0	59.506
**D CREDIT SWISS IP SMID CAP EUROPE	338.688	0	338.688
**D CREDIT SWISS IP SMID CAP EUROPE	276.891	0	276.891
**D CREDIT SWISS IP SMID CAP EUROPE	729.990	0	729.990
**D CREDIT SWISS IP SMID CAP EUROPE	64.976	0	64.976
**D CREDIT SWISS IP SMID CAP EUROPE	93.130	0	93.130
**D CREDIT SWISS IP SMID CAP EUROPE	340.344	0	340.344
**D CREDIT SWISS IP SMID CAP EUROPE	140.000	0	140.000
**D CREDIT SWISS IP SMID CAP EUROPE	347.019	0	347.019
**D CREDIT SWISS IP SMID CAP EUROPE	6.943	0	6.943
**D CREDIT SWISS IP SMID CAP EUROPE	153.184	0	153.184
**D CREDIT SWISS IP SMID CAP EUROPE	231.190	0	231.190
**D CREDIT SWISS IP SMID CAP EUROPE	46.511	0	46.511
**D CREDIT SWISS IP SMID CAP EUROPE	7.786	0	7.786
**D CREDIT SWISS IP SMID CAP EUROPE	177.253	0	177.253
**D CREDIT SWISS IP SMID CAP EUROPE	313.744	0	313.744
**D CREDIT SWISS IP SMID CAP EUROPE	5.966	0	5.966
**D CREDIT SWISS IP SMID CAP EUROPE	30.888	0	30.888
**D CREDIT SWISS IP SMID CAP EUROPE	531.798	0	531.798



Pagina 11

DE\* delega alla persona fisica sopra indicata con il numero della scheda magnetica

\*\*D delega all'istituzione finanziaria sopra indicata con il numero della scheda magnetica (votazione effettuata alla postazione assistita)

RI\* rappresentanza legale della persona fisica sopra indicata con il numero della scheda magnetica

Aziendisti: 1.647  
 Azionisti in proprio: 0  
 Azionisti in delega: 1.647

## LISTA ESITO DELLE VOTAZIONI

Oggetto: 3. Relazione sulla politica in materia di remunerazione 2022

## NAVOREVOLI

Codice	Nome	Proprio	Delega
**D	AXO NA DIVIDENDS INVESTMENT	38.623	39.003
**D	FRANCE INVESTISSEMENT ACTIONS OPTIMISE	92.700	92.700
**D	AXIOM CAPITAL MANAGEMENT SGR S.P.A.	70.000	70.000
**D	LANUS JENSEN INSTITUTIONAL EUROPEAN INDEX CEFORUNILIS MKO	4.045	4.045
**D	BNP PARIBAS FUNDS - EURO XLG CAP	56.990	56.990
**D	ADASTRA SOCIAL BUSINES ALL CAP GLOBA. RTF	9.702	9.702
**D	EUROPEAN PRIVATE EQUITY 50, FT	1.173	1.173
**D	COMET - EUROPE	42.174	42.174
**D	IMPERATRICE CO. FI	2.723	2.723
**D	EUR EQUITY AAA ASSICURAZIONI	130.000	130.000
**D	CONCELIAN FS	748	748
**D	PENNSON GATMORE FUND FAN EUROPEAN EMERITA COMPANIES FUND	57.772	57.772
**D	AFER ACTIONS ENTREPRISES	46.379	46.379
**D	REHYR - OPEN BLISS EURO 1	3.670	3.670
**D	SOFT AFFINITY DIVIDEND S&P	464	464
**D	PENNSON JONASON FAN EUROPEAN SPALLER COMPANIES FUND	310.768	310.768
**D	WISSELET AVOGARE EURO EQUITY GROWTH	138.036	138.036
**D	G.A.-FUND-S - EURO EQUITIES	184.396	184.396
**D	INVESTMENT 50, FT	6.000	6.000
**D	CRISTIANI FOND-EP CARSTENIC EUROPEAN LEADERS	230.858	230.858
**D	ASSLECT - BLACKROCK EURO EQUITY	69.116	69.116
**D	TPIC SPECIALIST INVESTMENT STRATEGIES INTERNATIONAL SHARE STRATEGY NO.1	1.803	1.803
**D	GULFMARK WORLD FUND FUND	4.396	4.396
**D	LORENIC MONEY CROISSANT	6.043	16.043
**D	EURO ACTIONS EUROPE	33.208	33.208
**D	AXP INTERNATIONAL EQUITY INDEX FUND	64.575	64.575
**D	ORIVERA-INVESTMENT-RESTRUCTURE MRF ON BEHALF OF A&S-UNIVERSAL FORDS	2.043	2.043
**D	ELACER EMERGED OVERSEAS SHARES TRUST	3.017	3.017
**D	PHILADELPHIA ONE WORKS PENSION PLAN	1.162	1.162
**D	AMT AMERICA AZIONARIO	54.718	54.718
**D	AXIOM EUROPE	46.444	46.444
**D	FCF FCF FCF INTERNATIONAL RSG FUND	206.608	206.608
**D	FCF FRANCE FCF INTERNATIONAL FSG	31.010	31.010
**D	FRANCE PLACEMENT EURO FSG FUND	460.348	460.348
**D	TOTAL ACTIONS EUROPEENES	532.683	532.683
**D	ARCO QUANT 1	31.585	31.585
**D	ACTIV	97.536	97.536
**D	CONSERVATION INTERNATIONAL REINVESTITION, EAC	115	115
**D	AGRICULTURE INTERNATIONAL FUND	112.809	112.809
**D	AXA GROWTH INVESTMENT ACTIONS	370.067	370.067
**D	GLOBAL EMERGED EMERGED INDEX FUND	21.305	21.305
**D	ALPHA - GILKISS FUND 2	10.189	10.189
**D	BNP PARIBAS VITICAP EURO	83.320	83.320
**D	FONDATION KISA - GLOBAL PASSIVE EQUITIES	1	1
**D	CAM - EUROPE SPAT. CAP EQUITY	61.995	61.995
**D	SEPP 5 FUND EQUITY EUROPE	243.976	243.976
**D	G.A.-FUND-R - WORLD EQUITIES	6.605	6.605
**D	ALSHALAN CALIFORNIA SUPERFUNDATION AND RETIREMENT FUND	5.082	5.082
**D	REACTIV INVESTITION 25, FI	4.178	4.178
**D	BNP PARIBAS FUND - SUSTAINABLE EURO LOG VOL EQUITY	110.262	110.262
**D	WORLDWIDE INTERNATIONAL EQUITIES (LARGE) FUND	13.698	13.698
**D	CORATONAC PORTFOLIO - PATTERLINE FUND	267.107	267.107

Pagina 12

DE: delega alla persona fisica sopra indicata con il numero di delega in appoggio  
 DE: delega alla persona fisica sopra indicata con il numero della scheda magnetica (verificare l'effettiva alla postazione assistita)  
 RI: rappresentanza legale alla persona fisica sopra indicata con il numero della scheda magnetica

Aziionisti: 1.647 Teste: 1.647  
 Azionisti in proprio: 0 Azionisti in delega:

LISTA ESITO DELLE VOTAZIONI.

Oggetto: 3. Relazione sulla politica in materia di remunerazione 2022

FAVOREVOLI

Coquione	Proprio	Delega
VOT G.A.-FUND-B - EQUITY BROAD FUND P	18.403	8.408
VOT JPMORGAN EUROPEAN SMALLER COMPANIES FUND	486.039	486.089
VOT SPADACELL VACCATION, F.I.	59.987	59.987
VOT GANERELLI SMART FUNDS	98.049	98.049
VOT INVESTIGABEL 10, F.I.	769	769
VOT SNE FUNDING D BOSTON SUSTAINABLE BALANCED	539.412	539.412
VOT INVESTIGABEL 25, F.I.	5.026	18.226
VOT ABERDEEN STANDARD SICAV -	214.739	214.739
VOT INVESTIGABEL 35, F.I.	18.800	15.600
VOT INVESTIGABEL 38, F.I.	4.475	4.475
VOT INVESTIGABEL 39, F.I.	33.695	33.695
VOT INVESTIGABEL 40, F.I.	141.719	153.729
VOT INVESTIGABEL 41, F.I.	34.948	34.948
VOT INVESTIGABEL 42, F.I.	92.167	92.167
VOT INVESTIGABEL 43, F.I.	141.429	141.429
VOT INVESTIGABEL 44, F.I.	141.429	141.429
VOT INVESTIGABEL 45, F.I.	141.429	141.429
VOT INVESTIGABEL 46, F.I.	141.429	141.429
VOT INVESTIGABEL 47, F.I.	141.429	141.429
VOT INVESTIGABEL 48, F.I.	141.429	141.429
VOT INVESTIGABEL 49, F.I.	141.429	141.429
VOT INVESTIGABEL 50, F.I.	141.429	141.429
VOT INVESTIGABEL 51, F.I.	141.429	141.429
VOT INVESTIGABEL 52, F.I.	141.429	141.429
VOT INVESTIGABEL 53, F.I.	141.429	141.429
VOT INVESTIGABEL 54, F.I.	141.429	141.429
VOT INVESTIGABEL 55, F.I.	141.429	141.429
VOT INVESTIGABEL 56, F.I.	141.429	141.429
VOT INVESTIGABEL 57, F.I.	141.429	141.429
VOT INVESTIGABEL 58, F.I.	141.429	141.429
VOT INVESTIGABEL 59, F.I.	141.429	141.429
VOT INVESTIGABEL 60, F.I.	141.429	141.429
VOT INVESTIGABEL 61, F.I.	141.429	141.429
VOT INVESTIGABEL 62, F.I.	141.429	141.429
VOT INVESTIGABEL 63, F.I.	141.429	141.429
VOT INVESTIGABEL 64, F.I.	141.429	141.429
VOT INVESTIGABEL 65, F.I.	141.429	141.429
VOT INVESTIGABEL 66, F.I.	141.429	141.429
VOT INVESTIGABEL 67, F.I.	141.429	141.429
VOT INVESTIGABEL 68, F.I.	141.429	141.429
VOT INVESTIGABEL 69, F.I.	141.429	141.429
VOT INVESTIGABEL 70, F.I.	141.429	141.429
VOT INVESTIGABEL 71, F.I.	141.429	141.429
VOT INVESTIGABEL 72, F.I.	141.429	141.429
VOT INVESTIGABEL 73, F.I.	141.429	141.429
VOT INVESTIGABEL 74, F.I.	141.429	141.429
VOT INVESTIGABEL 75, F.I.	141.429	141.429
VOT INVESTIGABEL 76, F.I.	141.429	141.429
VOT INVESTIGABEL 77, F.I.	141.429	141.429
VOT INVESTIGABEL 78, F.I.	141.429	141.429
VOT INVESTIGABEL 79, F.I.	141.429	141.429
VOT INVESTIGABEL 80, F.I.	141.429	141.429
VOT INVESTIGABEL 81, F.I.	141.429	141.429
VOT INVESTIGABEL 82, F.I.	141.429	141.429
VOT INVESTIGABEL 83, F.I.	141.429	141.429
VOT INVESTIGABEL 84, F.I.	141.429	141.429
VOT INVESTIGABEL 85, F.I.	141.429	141.429
VOT INVESTIGABEL 86, F.I.	141.429	141.429
VOT INVESTIGABEL 87, F.I.	141.429	141.429
VOT INVESTIGABEL 88, F.I.	141.429	141.429
VOT INVESTIGABEL 89, F.I.	141.429	141.429
VOT INVESTIGABEL 90, F.I.	141.429	141.429
VOT INVESTIGABEL 91, F.I.	141.429	141.429
VOT INVESTIGABEL 92, F.I.	141.429	141.429
VOT INVESTIGABEL 93, F.I.	141.429	141.429
VOT INVESTIGABEL 94, F.I.	141.429	141.429
VOT INVESTIGABEL 95, F.I.	141.429	141.429
VOT INVESTIGABEL 96, F.I.	141.429	141.429
VOT INVESTIGABEL 97, F.I.	141.429	141.429
VOT INVESTIGABEL 98, F.I.	141.429	141.429
VOT INVESTIGABEL 99, F.I.	141.429	141.429
VOT INVESTIGABEL 100, F.I.	141.429	141.429



1 DEE delega alla persona fisica sopra indicata il numero della scheda rappresentativa  
 \*\*\*) assegni alla persona fisica sopra indicata con il numero della scheda rappresentativa (votazione effettuale alla postazione antiatitit)  
 Ri\*) rappresentativa legale alla persona fisica sopra indicata con il numero della scheda rappresentativa

Azionisti: 1.647 Teste: 1.647  
 Azionisti in proprio: 0 Azionisti in delega:

## LISTA ESITO DELLE VOTAZIONI

## Oggetto: 3. Relazione sulla politica in materia di remunerazione 2022

## FAVOREVOLI

Codice	Titolo	Tot. Voti	Proprio	Delega
**D HSBC POWER INVESTMENT FUND -HSBC POWER EUROPEAN EQUITY FUND		126.264	0	126.264
**D HSBC POWER INVESTMENT FUND		1.211	0	1.211
**D CIVIL SERVICE EMPLOYEES PENSION FUND		6.532	0	6.532
**D TRUST & CUSTODY SERVICES BANK LTD AS TRUSTEE FOR PENSION INVESTMENT FUND TRUST NUMBER 3		34.523	0	34.523
**D ROYAL LONDON EQUITY FUNDS LONG		70.883	0	70.883
**D SOLAR CAPITAL GLOBAL FINANCIALS TRUST PLC		338.796	0	338.796
**D TR & CUSTODY SERVICES BANK LTD AS TRUSTEE FOR PENSION INVESTMENT FUND TRUST NUMBER 21		335.581	0	335.581
**D INFORMATIONAL CAPITALMANAGEMENTSOCIETY VAN		5.123	0	5.123
**D TRUST & CUSTODY SERVICES BANK LTD AS TRUSTEE FOR PENSION INVESTMENT FUND TRUST NUMBER 10		562.979	0	562.979
**D TRUST & CUSTODY SERVICES BANK LTD AS TRUSTEE FOR PENSION INVESTMENT FUND TRUST NUMBER 8		17.288	0	17.288
**D INTERNATIONAL CAPITALMANAGEMENTSOCIETY VAN (LINKA)		17.038	0	17.038
**D TRUST & CUSTODY SERVICES BANK LTD AS TRUSTEE FOR PENSION INVESTMENT FUND TRUST NUMBER 4		7.252	0	7.252
**D CAPITAL INVESTMENT FUND		35.932	0	35.932
**D JPMORGAN ACT INVESTING - INTERNATIONAL EQUITY FUND		1.466	0	1.466
**D JPMORGAN FUND		521.050	0	521.050
**D VOLVO GROUP RETIREMENT TRUST		39.510	0	39.510
**D TEACHERS' RETIREMENT SYSTEM OF THE CITY OF NEW YORK		76.644	0	76.644
**D TIAAREF WOLFENBUTON INTERNATIONAL EQUITY INDEX FUND		43.101	0	43.101
**D JPMORGAN FUND III - CVC-UPM DIVERSIFIED GROWTH FUND		6.351	0	6.351
**D LAORACILIC GROWTH FUND		30.321.546	0	30.321.546
**D JPMORGAN GLOBAL ACCRETION FUND		7.473	0	7.473
**D JPMORGAN FUND LONG - JPM GLOBAL ASSETMANAGEMENT INDEX EQUITY FUND		54.353	0	54.353
**D COMINGLED PENSION TRUST FUND (ASSET EQUITY INDEX) OF JPMORGAN CHASE BANK, N.A.		287.667	0	287.667
**D AMERICAN FUND GLOBAL BALANCED FUND		640.680	0	640.680
**D CUSTODY BANK OF JAPAN, LTD. AS TRUSTEE FOR NITCO TRUST & INVESTING CO., LTD. AS TRUSTEE FOR INTERNATIONAL EQUITY FUND		77.819	0	77.819
**D ARNOLD BACHER TRUST		113.825	0	113.825
**D ROYAL BOROUGH OF KINGSLEY VEGAN FUND		14.372	0	14.372
**D JPMORGAN INVESTMENT FUND		1.019.871	0	1.019.872
**D CUREX, LLC		428	0	428
**D JPMORGAN "OPERATION" HEDGE EQUITY FUND		40.300	0	40.300
**D JPMORGAN BETAFUNDLES INTERNATIONAL EQUITY FTF		113.833	0	113.833
**D UNIVERSITIES SUPERINFORMATION SCHEME		341.224	0	341.224
**D CAPITALFORUM-VERN DANKER INVEST INSTITUTIONAL APPELLING DANKA LINK - INDEX GLOBAL MILLER		5.482	0	5.482
**D JPMORGAN FUND LONG - JPM EUROPE (EX-EX) RESEARCH ENHANCED INDEX EQUITY FUND		40.828	0	40.828
**D COMINGLED PENSION TRUST FUND (INTERNATIONAL RESEARCH ENHANCED EQUITY FUND)		420.873	0	420.873
**D JPMORGAN INTERNATIONAL RESEARCH ENHANCED EQUITY FUND		1.543.840	0	1.543.840
**D CAPITAL WORLD GROWTH AND INCOME FUND		7.743.726	0	7.743.726
**D STATE OF CALIFORNIA SAVINGS PLUS PROGRAM MASTER TRUST		261.391	0	261.391
**D JPMORGAN BETAFUNDLES EUROPE FTF		639.773	0	639.773
**D DANKER PENSION INVESTMENTMANAGEMENT		7.812	0	7.812
**D JPMORGAN TRUST - EQ/INVESTED INTERNATIONAL GROWTH PORTFOLIO		395.629	0	395.629
**D CAPITAL GROUP EMPLOYEE BENEFIT INVESTMENT TRUST		447.750	0	447.755
**D INTERNATIONAL GROWTH AND INCOME FUND		1.571.500	0	1.571.500
**D DIRECT GLOBAL SHARES - LARGE CAP (UNRECORDED) INDEXFUND		38.741	0	38.741
**D GENERAL MOTORS RETIREMENTS OPT		4.663	0	4.663
**D JPMORGAN "BANKING" TRUST GLOBAL ALLOCATION PORTFOLIO		1.355	0	1.355
**D GENERAL MOTORS TRUST PORTFOLIO FUND		6.440	0	6.440
**D INVESTED MANAGERMANAGEMENT INVEST EUROPE INDEX DNF AL		6.386	0	6.386
**D INVESTED MANAGERMANAGEMENT INVEST EUROPE INDEX KL		13.466	0	13.466
**D INVESTED MANAGERMANAGEMENT INVEST GLOBAL INDEX - ACCUMULATED RT		1.770	0	1.770
**D FIDELITY INVESTMENT TRUST: FIDELITY SERIES OVERSEAS FUND		6.872.185	0	6.872.185

Pagina 14

100% delega alla persona fisica sopra indicata con il consenso della società partecipante

\*\*D delega alla persona fisica sopra indicata con il consenso della società partecipante (votazione effettuata alla portafoglio azionario)

SL\* rappresenta l'importo delle azioni indicate con il numero della scheda magnetica

Azionisti: 1.647 Teste:

Azionisti in proprio: 0 Azionisti in delega: 1.647

## LISTA ESITO DELLE VOTAZIONI

## Oggetto: 3. Relazione sulla politica in materia di remunerazione 2022

## FAVOREVOLI

Cognome	Proprrio	Delega
**D RIA GROUP TRUST FOR EMPLOYEE BENEFIT FUND	2.104.730	2.104.730
**D TIAV SELECT INTERNATIONAL SVK - CAP EQUITY FUND - TIC	108.560	108.560
**D THE SHAREHOLDING ASSOCIATION INVESTORS (PRIVATE) LIMITED	1.329	1.329
**D WALLIS EUROPEAL ACQUILIDE FUND PLC: OG ACQUILIDE FAN EUROPEAN FUND	182.723	182.723
**D WALLIS GIFFORD ACQUILIDE FUND PLC: GIFFORD ACQUILIDE FAN GROWTH	2.062	2.062
**D FIDELITY INVESTMENT TRUST - FIDELITY SA - INTERNATIONAL S&P COMPLETION FUND	529.767	529.767
**D FIDELITY INVESTMENT TRUST - FIDELITY SA - INTERNATIONAL S&P COMPLETION FUND	53.138	53.138
**D INVESTINGINVESTORS DANISH INVEST INDEX EUROPE RESTRICTED - ACCUMULATING K	15.882	15.882
**D INVESTINGINVESTORS DANISH INVEST INDEX EUROPE RESTRICTED - ACCUMULATING K	33.168	33.168
**D INVESTINGINVESTORS DANISH INVEST INDEX EUROPE RESTRICTED - ACCUMULATING K	12.618	12.618
**D INVESTINGINVESTORS DANISH INVEST INDEX EUROPE RESTRICTED - ACCUMULATING K	100.393	100.393
**D INVESTINGINVESTORS DANISH INVEST INDEX EUROPE RESTRICTED - ACCUMULATING K	41.049	41.049
**D INVESTINGINVESTORS DANISH INVEST INDEX EUROPE RESTRICTED - ACCUMULATING K	1.910	1.910
**D INVESTINGINVESTORS DANISH INVEST INDEX EUROPE RESTRICTED - ACCUMULATING K	9.447	9.447
**D INVESTINGINVESTORS DANISH INVEST INDEX EUROPE RESTRICTED - ACCUMULATING K	7.562	7.562
**D INVESTINGINVESTORS DANISH INVEST INDEX EUROPE RESTRICTED - ACCUMULATING K	42.227	42.227
**D INVESTINGINVESTORS DANISH INVEST INDEX EUROPE RESTRICTED - ACCUMULATING K	15.227	15.227
**D INVESTINGINVESTORS DANISH INVEST INDEX EUROPE RESTRICTED - ACCUMULATING K	120.000	120.000
**D INVESTINGINVESTORS DANISH INVEST INDEX EUROPE RESTRICTED - ACCUMULATING K	23.200	23.200
**D INVESTINGINVESTORS DANISH INVEST INDEX EUROPE RESTRICTED - ACCUMULATING K	147	147
**D INVESTINGINVESTORS DANISH INVEST INDEX EUROPE RESTRICTED - ACCUMULATING K	57.396	57.396
**D INVESTINGINVESTORS DANISH INVEST INDEX EUROPE RESTRICTED - ACCUMULATING K	10.000	10.000
**D INVESTINGINVESTORS DANISH INVEST INDEX EUROPE RESTRICTED - ACCUMULATING K	21.000	21.000
**D INVESTINGINVESTORS DANISH INVEST INDEX EUROPE RESTRICTED - ACCUMULATING K	364.288	364.288
**D INVESTINGINVESTORS DANISH INVEST INDEX EUROPE RESTRICTED - ACCUMULATING K	840.000	840.000
**D INVESTINGINVESTORS DANISH INVEST INDEX EUROPE RESTRICTED - ACCUMULATING K	84.310	84.310
**D INVESTINGINVESTORS DANISH INVEST INDEX EUROPE RESTRICTED - ACCUMULATING K	2.300.000	2.300.000
**D INVESTINGINVESTORS DANISH INVEST INDEX EUROPE RESTRICTED - ACCUMULATING K	30.750	30.750
**D INVESTINGINVESTORS DANISH INVEST INDEX EUROPE RESTRICTED - ACCUMULATING K	750.000	750.000
**D INVESTINGINVESTORS DANISH INVEST INDEX EUROPE RESTRICTED - ACCUMULATING K	38.831	38.831
**D INVESTINGINVESTORS DANISH INVEST INDEX EUROPE RESTRICTED - ACCUMULATING K	1.297.390	1.297.390
**D INVESTINGINVESTORS DANISH INVEST INDEX EUROPE RESTRICTED - ACCUMULATING K	160.527	160.527
**D INVESTINGINVESTORS DANISH INVEST INDEX EUROPE RESTRICTED - ACCUMULATING K	49.615	49.615
**D INVESTINGINVESTORS DANISH INVEST INDEX EUROPE RESTRICTED - ACCUMULATING K	25.031	25.031
**D INVESTINGINVESTORS DANISH INVEST INDEX EUROPE RESTRICTED - ACCUMULATING K	81.886	81.886
**D INVESTINGINVESTORS DANISH INVEST INDEX EUROPE RESTRICTED - ACCUMULATING K	1.086	1.086
**D INVESTINGINVESTORS DANISH INVEST INDEX EUROPE RESTRICTED - ACCUMULATING K	373.305	373.305
**D INVESTINGINVESTORS DANISH INVEST INDEX EUROPE RESTRICTED - ACCUMULATING K	121.315	121.315
**D INVESTINGINVESTORS DANISH INVEST INDEX EUROPE RESTRICTED - ACCUMULATING K	47.491	47.491
**D INVESTINGINVESTORS DANISH INVEST INDEX EUROPE RESTRICTED - ACCUMULATING K	743	743
**D INVESTINGINVESTORS DANISH INVEST INDEX EUROPE RESTRICTED - ACCUMULATING K	1.801	1.801
**D INVESTINGINVESTORS DANISH INVEST INDEX EUROPE RESTRICTED - ACCUMULATING K	2.179.396	2.179.396
**D INVESTINGINVESTORS DANISH INVEST INDEX EUROPE RESTRICTED - ACCUMULATING K	304.129	304.129
**D INVESTINGINVESTORS DANISH INVEST INDEX EUROPE RESTRICTED - ACCUMULATING K	9.184	9.184
**D INVESTINGINVESTORS DANISH INVEST INDEX EUROPE RESTRICTED - ACCUMULATING K	88.257	88.257
**D INVESTINGINVESTORS DANISH INVEST INDEX EUROPE RESTRICTED - ACCUMULATING K	29.121	29.121
**D INVESTINGINVESTORS DANISH INVEST INDEX EUROPE RESTRICTED - ACCUMULATING K	105.120	105.120
**D INVESTINGINVESTORS DANISH INVEST INDEX EUROPE RESTRICTED - ACCUMULATING K	2.908	2.908
**D INVESTINGINVESTORS DANISH INVEST INDEX EUROPE RESTRICTED - ACCUMULATING K	225.933	225.933
**D INVESTINGINVESTORS DANISH INVEST INDEX EUROPE RESTRICTED - ACCUMULATING K	1.897	1.897
**D INVESTINGINVESTORS DANISH INVEST INDEX EUROPE RESTRICTED - ACCUMULATING K	52.750	52.750
**D INVESTINGINVESTORS DANISH INVEST INDEX EUROPE RESTRICTED - ACCUMULATING K	6.173	6.173



Pagina 15

1.647 Azionisti in proprio: 0 Azionisti in delega: 1.647

RT: rappresentare a legge alla persona fisica sopra indicata con il numero della scheda magnetica (volontario effettuato alla postazione assistita)

## LISTA ESITO DELLE VOTAZIONI

Oggetto: 3. Relazione sulla politica in materia di remunerazione 2022

## FAVOREVOLI

Cognome	Tot. Voti	Proprio	Delega
**D STANFORD PARANOMIC INTERNATIONAL EQUITY FUND	7.772	0	7.772
**D LIMBROQUARD CAPITAL MANAGEMENT	138.737	0	138.737
**D BATHILLIE GIFFORD COLLECTIVE INVESTMENT TRUST	595.987	0	595.987
**D VOYA INVESTING MANAGEMENT CO LLC	635	0	635
**D LEGAL ONE CENTRAL UCITS SPS PLC	17.075	0	17.075
**D GESSERA IRL LOM	33.947	0	33.947
**D NATIONAL BANK FINANCIAL INC	1.713	0	1.713
**D ST-CHAINS EFFICIENTLY AND DEVELOPED MARKETS EQUITY FOL	7.871.043	0	7.871.043
**D VANQUARD FIC ALL WORLD EX US INDEX FUND	1.197.038	0	1.197.038
**D VANQUARD EUROPEAN STOCK INDEX FUND	1.329.810	0	1.329.810
**D ALLEGRENY COLLEGE	2.600	0	2.600
**D THE COMMUNITY FOUNDATION	4.400	0	4.400
**D ALAMUSA LLC	984	0	984
**D VOYA BALANCED INCOME PORTFOLIO	7.316	0	7.316
**D EATON TRUST TRUST COMPANY COLLECTIVE INVESTMENT TRUST	22.145	0	22.145
**D METABOLITY AS SOLA TRUSTS OF THE MOBILITY ENDOCRINE CRIST	5.504	0	5.504
**D THE 2 SOLUTIONS TAX QUALIFIED NUCLEAR DECOMMISSIONING TRUST	4.484	0	4.484
**D EATON TRUST TRUST COMPANY INTERNATIONAL SMITH CAP COMMON TR	15.640	0	15.640
**D CONSOLIDATED FOREIGN RETIREMENT PLAN	27.164	0	27.164
**D HAZARD UNIT 1 QUALIFIED NUCLEAR DECOMMISSIONING FUND	3.637	0	3.637
**D TOTAL UNIT 2 QUALIFIED NUCLEAR DECOMMISSIONING FUND	3.144	0	3.144
**D BLACKROCK UNIT 2 QUALIFIED NUCLEAR	7.250	0	7.250
**D VOYA INTERNATIONAL HIGH DIVIDEND LOW VOLATILITY FUND	3.650	0	3.652
**D POLARIS BRIDGE UNIT 1 AND UNIT 2 NON QUALIFIED TRUST	6.640	0	6.640
**D SUPERVAL INC MASTER INVESTMENT TRUST	12.361	0	12.361
**D CANTOR PINE INTERNATIONAL LLC	27.310	0	27.310
**D MAZANEC II LLC	1.586	0	1.586
**D CALVERTAL SHIPWORKERS VANTAGE INSURANCE ASSOCIATION LIMITED	1.412	0	1.412
**D STICHTING ENGELHOLVENUS ANTHELMAS	2.721	0	2.721
**D JESSONS OCE EQ	4.119	0	4.119
**D NORTH CAROLINA SUPPLEMENTAL RETIREMENT PLANS GROUP TRUST	897.066	0	897.066
**D KAPLAN MULTIFACTOR INVESTMENT INTERNATIONAL INDEX ETF	28.291	0	28.291
**D CENTRAL PENNSILVANIA FUND OF THE INTERNATIONAL UNION OF OPERATING TOTTATING EMPLOYERS	12.668	0	12.668
**D KUTALA CARBON LENSER FOUNDATION INC	6.394	0	6.394
**D INVERSO HARBING II LLC	14.764	0	14.764
**D GLASGOW ATLANTIC BLACKROCK DISCIPLINED INTERNATIONAL COAL PORTFOLIO	1.273	0	1.273
**D AFRICA FIVE FORCES	20.000	0	20.000
**D TEXAS UTILITIES OCA NET PARTNERSHIP	1.411	0	1.411
**D BULL CANADA 2007 PENSION PLAN	5.394	0	5.394
**D SANTA BARBARA COUNTY EMPLOYERS RETIREMENT SYSTEM	26.954	0	26.954
**D 1999 VOLUNTARY EMPLOYERS BENEFICIAL ASSOCIATION OF THE NONREPRESENTED EMPLOYEES OF SOUTHERN CALIFORNIA TOSHIBA COMPANY	1	1	1
**D MICHELLE FORD REV TRUST	426	0	426
**D ELIZABETH H. RICHMAN	1.864	0	1.864
**D BRUCE P. J. CARMER TRUST TRUST FRO VOR	707	0	707
**D BPO INVESTMENT LP	878	0	878
**D CHARLES A. ERMEN TRUST FRO VOR	3.216	0	3.216
**D ELIZABETH ROSSMAN	757	0	757
**D FANCILOTT FOUNDATION INC	1.716	0	1.716
**D HUNSAUTH HOLDINGS LLC	1.450	0	1.450
**D OLIVE ROBERTY 2000 TRUST	828	0	828
**D CAROL T. SARNETT CHARITABLE REMAIND TRUST FRO VOR	4.987	0	4.987
**D CAROL J. SARNETT TRUST	2.724	0	2.724

Pagina: 16

I IRI delega alla persona fisica sopra indicata con il numero della scheda magnetica

1.647 \*\*D delega alla persona fisica sopra indicata con il numero della scheda magnetica (votazione effettuata alla posizione assistita)

0 Azionisti in proprio: 1.647 Teste: 0 Azionisti in delega:

Azionisti:

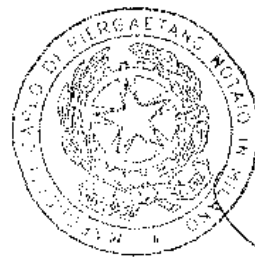
Azionisti in proprio:

LISTA LISITO DELLE VOIAZIONE

Oggetto: 3. Relazione sulla politica in materia di remunerazione 2022

FAVOREVOLI

Cognome	Tot. Voti	Proprio	Delega
AAD AED READER INVESTMENTS VENTURE LLC	3.659	0	3.659
AAD AEDS FINANCIAL LLC	6.965	0	6.965
AAD J. ROMANO TRUST F SMITH SR	5.868	0	5.868
AAD DANIEL CHRISTOPHER	28.994	0	28.994
AAD MS DEPENDANTS ANNUITY FUND	31.279	0	31.279
AAD SCOTT GARNETT	1.339	0	1.339
AAD MURIC PAC EMPLOYEE PENSION PLAN	3.574	0	3.574
AAD CACERLINE & CO	799	0	799
AAD JOHN MCCORMICK	1.331	0	1.331
AAD CALA MOLANIELLO	2.574	0	2.574
AAD L. SUTGUY REV TR II 12 04 MAWEL AOR	1.446	0	1.446
AAD MORRIS 1992 GLIC TRUST	2.098	0	2.098
AAD JOHN KEVINS	1.394	0	1.394
AAD THOMAS P FORDAL II DTD 3 31 94 YANER	1.479	0	1.479
AAD THOMAS R SMITH REV TRUST	1.574	0	1.574
AAD JAMES C LOCKER IA DTD 6 18 93 YANER	1.806	0	1.806
AAD SUSAN ZUCKER	1.043	0	1.043
AAD CATSAS PASTER TRUST	37.553	0	37.553
AAD CHARLES EMILIO	939	0	939
AAD EXEC FAMILY TRUST K FOND II FAMILY TRUST	1.774	0	1.774
AAD THE BANK OF NEW YORK MELLON EMPLOYEE BENEFIT COLLECTIVE INVESTMENT FUND PLAN	98.357	0	98.357
AAD THE BANK OF NEW YORK MELLON EMPLOYEE BENEFIT COLLECTIVE INVESTMENT FUND PLAN	51.878	0	51.878
AAD THE BANK OF NEW YORK MELLON EMPLOYEE BENEFIT COLLECTIVE INVESTMENT FUND PLAN	288.705	0	288.705
AAD THE BANK OF NEW YORK MELLON EMPLOYEE BENEFIT COLLECTIVE INVESTMENT FUND PLAN	43.811	0	43.811
AAD SACH MELLON OF ST INTERNATIONAL STOCK INDEX FUND	48.437	0	48.437
AAD ADVANCED SERVICES TRUST ASI FRANKLIN 55 15 DIVERSIFIED ALLOCATION PORTFOLIO	47.849	0	47.849
AAD 1895 FONDS STOCKING I	36.229	0	36.229
AAD KAPITALBRUNNEN INVESTITION PRO WELTLY WORLD EQUITY INDEX ON NERULO V FORPROFITE ADMINISTRATION AG	67.857	0	67.857
AAD AON OCT GLOBAL FUNDITY FUND ADVENORA	114.874	0	114.874
AAD TWO GLOBAL PUBLIC EQUITY LP	1.858	0	1.858
AAD POWER FLEXIBLE OPPORTUNITIES FUND	196.813	0	196.813
AAD KINGSLEY INVESTMENT TRUST EDELITY DIVERSIFIED INTERNATIONAL FUND	2.900.896	0	2.900.896
AAD LAY PROGRESSOR NSCL ACSI INDEX FUND	373	0	373
AAD EIRELITY GROUP TRUST FOR EMPLOYEE BENEFIT PLANS	1.657.137	0	1.657.137
AAD BAILLIE GIFFORD UK AND WORLDWIDE EQUITY FUND	54.157	0	54.157
AAD ARIZONA STATE RETIREMENT SYSTEM	51.349	0	51.349
AAD ARIZONA STATE RETIREMENT SYSTEM	132.078	0	132.078
AAD FRANKLIN ADVISERS INC	1.100	0	1.100
AAD ALL NSCL GLOBAL EQUITY INDEX FUND	5.399	0	5.399
AAD FIRST TRUST INTERNATIONAL DEVELOPED CASUAL STRENGTH PORTFOLIO	1.635	0	1.635
AAD ANY MELLON INTERNATIONAL EQUITY ETF	4.460	0	4.460
AAD KROCHER NSCL ACSI INDEX FUND	4.375	0	4.375
AAD TO CREDITORS ESG INTERNATIONAL EQUITY EIT	13.156	0	13.156
AAD CREDITORS ESG INTERNATIONAL EQUITY EIT	32.632	0	32.632
AAD KINGSLEY INVESTMENT TRUST EDELITY DIVERSIFIED INTERNATIONAL FUND	3.848	0	3.848
AAD UNIVERSITY OF WISCONSIN FOUNDATION	53.267	0	53.267
AAD STATE OF WISCONSIN INVESTMENT BOARD	246.977	0	246.977
AAD AIB GROUP IRISH PENSION SCHEME	16.272	0	16.272
AAD STRONG LIFE INVESTMENTS GLOBAL SICAV II	710.799	0	710.799
AAD BANK OF KOREA	18.813	0	18.813
AAD THE ASSOCIATES OF PARTNERS INVESTMENT TRUST	90	0	90
AAD PUBLIC EMPLOYEES RETIREMENT SYSTEM OF MISSISSAUGA	87.610	0	87.610



1 DE\* delega la potestà di voto a favore della proposta con il numero della scheda magnetica  
1.647  
81\* approssimazione legale sia persona fisica sopra indicata con il numero della scheda magnetica

## LISTA DESIO DELLE VOTAZIONI

Oggetto: 3. Relazione sulla politica di remunerazione 2022

## FAVOREVOLI

Cognome	Propr	Delega
**0 BAILLET LATHROP EUROPEAN FUND	3.128.210	0
**1 L.L. JOHAN CLARINALE FOUNDATION	19.694	0
**2 BATHING GATORS MANAGER FUND A SEC FUND OF THE BATHING GATORS FUND	1.916.316	0
**3 INVERSO EUROPEAN EQUITY FUND	474	0
**4 INVERSO CANADIAN PREMIER BALANCED FUND	235.326	0
**5 INVERSO CANADIAN PREMIER BALANCED CLASS	118.590	0
**6 INVERSO EUROPEAN EQUITY FUND	2.165	0
**7 INVERSO EUROPEAN EQUITY FUND	77.029	0
**8 INVERSO EUROPEAN EQUITY FUND	288.564	0
**9 INVERSO INTERNATIONAL GROWTH FUND	4.093.331	0
**0 WILMINGTON INTERNATIONAL FUND	112.360	0
**1 INVERSO EUROPEAN EQUITY FUND	193	0
**2 INVERSO EUROPEAN EQUITY FUND	21.778	0
**3 INVERSO EUROPEAN EQUITY FUND	15.861	0
**4 INVERSO EUROPEAN EQUITY FUND	310.000	0
**5 INVERSO EUROPEAN EQUITY FUND	1.700	0
**6 INVERSO EUROPEAN EQUITY FUND	1.387	0
**7 INVERSO EUROPEAN EQUITY FUND	53.491	0
**8 INVERSO EUROPEAN EQUITY FUND	24.011	0
**9 INVERSO EUROPEAN EQUITY FUND	2.376	0
**0 INVERSO EUROPEAN EQUITY FUND	296.873	0
**1 INVERSO EUROPEAN EQUITY FUND	2.601	0
**2 INVERSO EUROPEAN EQUITY FUND	41.762	0
**3 INVERSO EUROPEAN EQUITY FUND	730.881	0
**4 INVERSO EUROPEAN EQUITY FUND	671.135	0
**5 INVERSO EUROPEAN EQUITY FUND	14.279.618	0
**6 INVERSO EUROPEAN EQUITY FUND	6.175	0
**7 INVERSO EUROPEAN EQUITY FUND	13.917	0
**8 INVERSO EUROPEAN EQUITY FUND	29.513	0
**9 INVERSO EUROPEAN EQUITY FUND	33.993	0
**0 INVERSO EUROPEAN EQUITY FUND	130.149	0
**1 INVERSO EUROPEAN EQUITY FUND	2.018	0
**2 INVERSO EUROPEAN EQUITY FUND	14.769	0
**3 INVERSO EUROPEAN EQUITY FUND	17.272	0
**4 INVERSO EUROPEAN EQUITY FUND	131	0
**5 INVERSO EUROPEAN EQUITY FUND	12.695	0
**6 INVERSO EUROPEAN EQUITY FUND	10.837	0
**7 INVERSO EUROPEAN EQUITY FUND	186.748	0
**8 INVERSO EUROPEAN EQUITY FUND	1.646	0
**9 INVERSO EUROPEAN EQUITY FUND	750.000	0
**0 INVERSO EUROPEAN EQUITY FUND	1.326	0
**1 INVERSO EUROPEAN EQUITY FUND	122.437	0
**2 INVERSO EUROPEAN EQUITY FUND	49.367	0
**3 INVERSO EUROPEAN EQUITY FUND	189	0
**4 INVERSO EUROPEAN EQUITY FUND	103.634	0
**5 INVERSO EUROPEAN EQUITY FUND	86.480	0
**6 INVERSO EUROPEAN EQUITY FUND	2.163	0
**7 INVERSO EUROPEAN EQUITY FUND	69.667	0
**8 INVERSO EUROPEAN EQUITY FUND	520	0
**9 INVERSO EUROPEAN EQUITY FUND	65.020	0
**0 INVERSO EUROPEAN EQUITY FUND	80.366	0
**1 INVERSO EUROPEAN EQUITY FUND	10.455	0

Pagina 18

Dati relativi alla persona fisica sopra indicata con il numero della scheda assegnata

Dati relativi alla persona fisica sopra indicata con il numero della scheda magnetica (visione effettuata alla postazione anagrafica)

Dati relativi alla persona fisica sopra indicata con il numero della scheda magnetica

Azionisti: 1.647 Teste: 1.647  
 Azionisti in proprio: 0 Azionisti in delega: 1.647

# LISTA ESITO DELLE VOTAZIONI Oggetto: 3. Relazione sulla politica in materia di remunerazione 2022

## FAVOREVOLI

Cognome	Proprio	Delega
**D PERCHER RETIREMENT SYSTEM OF "GUTHRIE"	0	1
**D INVESTMENT MANAGEMENT LARGHERS INVEST IN ARTIST GLOBALE	3.087	3.087
**E KAPITA MANAGEMENT LARGHERS INVEST KIL AKLER GLOBALE INVESTMENT ADMINISTRATION	9.360	9.360
**E BLACKROCK LIFE LTD	475.632	475.632
**D STRACHERS SECURITIES HEDGED EQUITY FIF	29.129	29.129
**D INVESTOR FUNDING FUND DEVELOPED EX NORTH AMERICA FIF	3.365	3.365
**D STANDARD BANK OF SOUTH AFRICA LTD	57.333	57.333
**D STRACHERS SECURITIES HEDGED EQUITY FIF	184.543	184.543
**D FIDELITY CONCORD STREET TRUST FIDELITY INTERNATIONAL INDEX FUND	1.440	1.440
**J THE BOARD OF PENSIONERS OF THE PRESBYTERIAN CHURCH USA	1.469.586	1.469.586
**J SALLSOUTH CORP VIA VZBA TRUST	269.438	269.438
**D EUROPEAN CENTRAL BANK	7.189	7.189
**D RATION VANCE MANAGEMENT	31.953	31.953
**D RNY FUND ON INTERNATIONAL STOCK INDEX FUND	832	832
**D FIRE AND POLICE PENSION ASSOCIATION OF COLORADO	17.878	17.878
**D NORTHERN PERSONAL INJURY SETTLEMENT TRUST	73.086	73.086
**D SALLS PENSION TRUST	2.223	2.223
**D LONGHORN LARGHERS NATIONAL SECURITY LLC AND LOS ANGELES NA DEFINED BENEFIT PLAN GROUP TRUST	11.825	11.825
**D STANDARD LIFE INVESTMENTS GLOBAL	179.213	179.213
**D LOWA PUBLIC EMPLOYEES RETIREMENT SYSTEM	2.391.221	2.391.221
**D AT AND I SAVINGS GROUP INVESTMENT TRUST	154.966	154.966
**D TRUSTEES OF THE STATE OF NORTH CAROLINA EQUITY INVESTMENT	40.967	40.967
**D FLORIDA GLOBAL EQUITY FUND LLC	132.428	132.428
**D GLOUCESTER PENSION PLAN AND TRUST	4.658	4.658
**D OXON RETIREMENT PLAN TRUST	590	590
**D PUBLIC EMPLOYEES RETIREMENT SYSTEM OF IOWA	28.389	28.389
**D PUBLIC SCHOOL TEACHERS PENSION AND RETIREMENT FUND OF CHICAGO	20.211	20.211
**D VIKINGSOTA RETAIL I RETAIL QUALIFIED TRUST	152.358	152.358
**D VIKINGSOTA RETAIL I RETAIL QUALIFIED TRUST	2.702	2.702
**D DEAN FUND FOR	3.457	3.457
**D DEAN FUND FOR	6.903	6.903
**D TROPICAL OIL INTERNATIONAL INDEX FUND	201.379	201.379
**D AURICA GLOBAL EQUITY FUND	1.692	1.692
**D ARI OFA INTERNATIONAL CORE EQUITY FUND	58.168	58.168
**D JOHN DEERE PENSION TRUST	4.911	4.911
**D VICTORIAL POLICE EMPLOYEES RETIREMENT SYSTEM	8.834.389	8.834.389
**D FIRST TRUST GLOBAL FUND FIRST TRUST GLOBAL EQUITY IN	103.023	103.023
**D NTC "NORWICH" INSURANCE CO CREATIVE LIMITED	20.939	20.939
**D COLLEGE AND MUNICIPAL GOVERNMENT CAPITAL IMPROVEMENT TRUST FUND	1.002	1.002
**D ALABAMA TRUST FUND	4.947	4.947
**D COX ENTERPRISES INC MASTER TRUST	82.600	82.600
**D NATIONAL ELEVATOR INDUSTRY PENSION PLAN	189.290	189.290
**D XAPPER VST VST FIF	108.066	108.066
**D ALASKA BERNARDIN FUND CORPORATION	162.406	162.406
**D ROSSMAN BANK ACQUISITION TRUST OF SPENDING EUROPEAN ESG SECURITIES MASTER INVESTMENT SYSTEM	117.065	117.065
**D INTRA FUND	6.447	6.447
**D ROY FIDELITY OCCUPATIONAL INVESTMENT TRUST	49.660	49.660
**D ROY FIDELITY OCCUPATIONAL INVESTMENT TRUST	33.065	33.065
**D COMMONWEALTH OF PENNSYLVANIA PUBLIC SCHOOL EMPLOYEES RETIR	44.992	44.992
**D COMMONWEALTH OF PENNSYLVANIA PUBLIC SCHOOL EMPLOYEES RETIREMENT SYSTEM	34.200	34.200
	87.117	87.117
	535.797	535.797



Pagina 14  
DE: delega alla presidenza degli azionisti con il numero della scheda magica  
\*\*D: delega alla presidenza degli azionisti con il numero della scheda magica  
RI: rappresentanza legale alle persone fisiche sopra indicata con il numero della scheda magica

Azionisti: 1.647 Tesi: 1.647  
Azionisti in proprio: 0 Azionisti in delega: 1.647

## LISTA ESITO DELLE VOTAZIONI

## Oggetto: 3. Relazione sulla politica in materia di remunerazione 2022

## FAVOREVOLI

Cognome	Tot. Voti	Proprio	Delega
**3 COMMONWEALTH OF PENNSYLVANIA TREASURY	3.251	0	3.251
**3 PUBLIC EMPLOYEES RETIREMENT SYSTEM OF CALIFORNIA	340.461	0	340.461
**3 ASSET MANAGEMENT PARTNERS INVESTMENT FUND	5.283	0	5.283
**3 TEXAS EDUCATION AGENCY	115.431	0	115.431
**3 FIDELITY INVESTMENT CO. LTD.	15.138	0	15.138
**3 FIDELITY INVESTMENT CO. LTD.	2.498	0	2.498
**3 FIDELITY INVESTMENT CO. LTD.	28.874	0	28.874
**3 FIDELITY INVESTMENT CO. LTD.	3.210	0	3.210
**3 FIDELITY INVESTMENT CO. LTD.	665.513	0	665.513
**3 FIDELITY INVESTMENT CO. LTD.	823.308	0	823.308
**3 FIDELITY INVESTMENT CO. LTD.	30.100	0	30.100
**3 FIDELITY INVESTMENT CO. LTD.	137	0	137
**3 FIDELITY INVESTMENT CO. LTD.	23.211	0	23.211
**3 FIDELITY INVESTMENT CO. LTD.	100.000	0	100.000
**3 FIDELITY INVESTMENT CO. LTD.	2.048	0	2.048
**3 FIDELITY INVESTMENT CO. LTD.	105.000	0	105.000
**3 FIDELITY INVESTMENT CO. LTD.	69.014	0	69.014
**3 FIDELITY INVESTMENT CO. LTD.	308	0	308
**3 FIDELITY INVESTMENT CO. LTD.	99.225	0	99.225
**3 FIDELITY INVESTMENT CO. LTD.	259.290	0	259.290
**3 FIDELITY INVESTMENT CO. LTD.	20.722	0	20.722
**3 FIDELITY INVESTMENT CO. LTD.	323.816	0	323.816
**3 FIDELITY INVESTMENT CO. LTD.	1.023	0	1.023
**3 FIDELITY INVESTMENT CO. LTD.	8.340	0	8.340
**3 FIDELITY INVESTMENT CO. LTD.	1.587.481	0	1.587.481
**3 FIDELITY INVESTMENT CO. LTD.	2.541	0	2.541
**3 FIDELITY INVESTMENT CO. LTD.	3.686	0	3.686
**3 FIDELITY INVESTMENT CO. LTD.	44.130	0	44.130
**3 FIDELITY INVESTMENT CO. LTD.	630.836	0	630.836
**3 FIDELITY INVESTMENT CO. LTD.	980.020	0	980.020
**3 FIDELITY INVESTMENT CO. LTD.	250.000	0	250.000
**3 FIDELITY INVESTMENT CO. LTD.	8.657	0	8.657
**3 FIDELITY INVESTMENT CO. LTD.	82.720	0	82.720
**3 FIDELITY INVESTMENT CO. LTD.	127.134	0	127.134
**3 FIDELITY INVESTMENT CO. LTD.	125.647	0	125.647
**3 FIDELITY INVESTMENT CO. LTD.	20.163	0	20.163
**3 FIDELITY INVESTMENT CO. LTD.	16.169	0	16.169
**3 FIDELITY INVESTMENT CO. LTD.	1	0	1
**3 FIDELITY INVESTMENT CO. LTD.	124.056	0	124.056
**3 FIDELITY INVESTMENT CO. LTD.	5.805	0	5.805
**3 FIDELITY INVESTMENT CO. LTD.	1.624	0	1.624
**3 FIDELITY INVESTMENT CO. LTD.	2.456	0	2.456
**3 FIDELITY INVESTMENT CO. LTD.	4.702	0	4.702
**3 FIDELITY INVESTMENT CO. LTD.	2.865	0	2.865
**3 FIDELITY INVESTMENT CO. LTD.	3.866	0	3.866
**3 FIDELITY INVESTMENT CO. LTD.	127.197	0	127.197
**3 FIDELITY INVESTMENT CO. LTD.	4.000.000	0	4.000.000
**3 FIDELITY INVESTMENT CO. LTD.	92.736	0	92.736
**3 FIDELITY INVESTMENT CO. LTD.	145.135	0	145.135
**3 FIDELITY INVESTMENT CO. LTD.	333.066	0	333.066
**3 FIDELITY INVESTMENT CO. LTD.	1.033.000	0	1.033.000
**3 FIDELITY INVESTMENT CO. LTD.	138.636	0	138.636

Pagina 20

1 1.647 0 Azionisti in delega: 1.647

1.647 0 Azionisti in proprio: 1.647

1.647 0 Azionisti in delega: 1.647

1.647 0 Azionisti in proprio: 1.647

DE: delega alla persona; DE: delega alla persona con il numero della scheda magnetica

DE: delega alla persona; DE: delega alla persona con il numero della scheda magnetica (votazione effettuata alla posizione assente)

DE: delega alla persona; DE: delega alla persona con il numero della scheda magnetica (votazione effettuata alla posizione assente)

**Oggetto: 3. Relazione sulla politica in materia di remunerazione 2022**

Conf: conf

[illegible]

Azionisti in proprio:



Azionisti in delega:

Página 21

DR\* collega alle persone fisiche sopra indicate con il numero della scheda personale

\*\*\* Delibera n. 14 per giunta Cassa Soli, innalzato con il numero della schiena magnetica (vocazione effettuata alla "Associazione Assitalia")

R.L. rappresentanza legale della persona fisica sopra indicata con il numero della società maggiore



## LISTA ESITO DELLE VOTAZIONI

## Oggetto: 3. Relazione sulla politica in materia di remunerazione 2022

## FAVOREVOLI

Cognome	Propr.	Delega
**B ALF ITALIA PORTFOLIO INCOME	14.637	14.637
**B BUL INDEX ESG WORLD CLIMATE C	2.361	2.361
**B BUL IVE NFI 2010 SP EUROPE	7.061	7.061
**B BUL INDEX ESG WORLD CATHOL ES	2.811	2.811
**B BUL IVE NFI 2010 SP EUROPE C	231.431	231.431
**B BUL INDEX ESG WORLD ASSETI SA	812	812
**B BUL INDEX ESG WORLD ASSETI SA	743.969	743.969
**B BUL INDEX ESG WORLD ASSETI SA	53.315	53.315
**B BUL INDEX ESG WORLD ASSETI SA	1.339	1.339
**B BUL INDEX ESG WORLD ASSETI SA	3.287	3.287
**B BUL INDEX ESG WORLD ASSETI SA	1.210	1.210
**B BUL INDEX ESG WORLD ASSETI SA	18.523	18.523
**B BUL INDEX ESG WORLD ASSETI SA	257.381	257.381
**B BUL INDEX ESG WORLD ASSETI SA	143.898	143.898
**B BUL INDEX ESG WORLD ASSETI SA	493.312	493.312
**B BUL INDEX ESG WORLD ASSETI SA	1.260	1.260
**B BUL INDEX ESG WORLD ASSETI SA	155.894	155.894
**B BUL INDEX ESG WORLD ASSETI SA	1.880	1.880
**B BUL INDEX ESG WORLD ASSETI SA	6.797	6.797
**B BUL INDEX ESG WORLD ASSETI SA	1.652	1.652
**B BUL INDEX ESG WORLD ASSETI SA	1.390	1.390
**B BUL INDEX ESG WORLD ASSETI SA	5.730	5.730
**B BUL INDEX ESG WORLD ASSETI SA	4.435	4.435
**B BUL INDEX ESG WORLD ASSETI SA	3.472	3.472
**B BUL INDEX ESG WORLD ASSETI SA	5.221	5.221
**B BUL INDEX ESG WORLD ASSETI SA	723	723
**B BUL INDEX ESG WORLD ASSETI SA	15.283	15.283
**B BUL INDEX ESG WORLD ASSETI SA	21.060	21.060
**B BUL INDEX ESG WORLD ASSETI SA	32.771	32.771
**B BUL INDEX ESG WORLD ASSETI SA	23.198	23.198
**B BUL INDEX ESG WORLD ASSETI SA	33.353	33.353
**B BUL INDEX ESG WORLD ASSETI SA	100.886	100.886
**B BUL INDEX ESG WORLD ASSETI SA	281.703	281.703
**B BUL INDEX ESG WORLD ASSETI SA	148.931	148.931
**B BUL INDEX ESG WORLD ASSETI SA	52.871	52.871
**B BUL INDEX ESG WORLD ASSETI SA	6.873	6.873
**B BUL INDEX ESG WORLD ASSETI SA	113.624	113.624
**B BUL INDEX ESG WORLD ASSETI SA	453.414	453.414
**B BUL INDEX ESG WORLD ASSETI SA	231.499	231.499
**B BUL INDEX ESG WORLD ASSETI SA	338.145	338.145
**B BUL INDEX ESG WORLD ASSETI SA	49.833	49.833
**B BUL INDEX ESG WORLD ASSETI SA	237.403	237.403
**B BUL INDEX ESG WORLD ASSETI SA	6.831.736	6.831.736
**B BUL INDEX ESG WORLD ASSETI SA	18.537	18.537
**B BUL INDEX ESG WORLD ASSETI SA	1.882	1.882
**B BUL INDEX ESG WORLD ASSETI SA	331.521	331.521
**B BUL INDEX ESG WORLD ASSETI SA	10.123.457	10.123.457
**B BUL INDEX ESG WORLD ASSETI SA	652.596	652.596
**B BUL INDEX ESG WORLD ASSETI SA	34.649	34.649
**B BUL INDEX ESG WORLD ASSETI SA	67.321	67.321
**B BUL INDEX ESG WORLD ASSETI SA	3.325	3.325
**B BUL INDEX ESG WORLD ASSETI SA	44.370	44.370

Pagina 22

DUE delega alla persona fisica sopra indicata con il numero della scheda magnetica

DUE delega alla persona fisica sopra indicata con il numero della scheda magnetica (valutazione efficace alla posizione assistita)

DUE delega alla persona fisica sopra indicata con il numero della scheda magnetica

1

1.647

1.647

0

Azionisti:

Azionisti in proprio:

Teste:

Azionisti in delega:

## LISTA ESITO DELLE VOIAZIONE

## Oggetto: 3. Relazione sulla politica in materia di remunerazione 2022

## FAVOREVOLI

Comitato	Propr	Delega
1. SALI ALBER PUNA VASCOLO INDIAN COMMUNITY	0	28.942
2. NIGI OM COMON DATTY AIA, COUNTRY WORLD EX US EQUITY INDEX	0	29.561
3. UNITED KING WORKERS OF IMPERCA "974 PENSION TRUST 1974 PENSION TRUST	0	19.348
4. UNITED KING WORKERS OF IMPERCA "974 PENSION TRUST 1974 PENSION TRUST	0	140.423
5. NIGI OM COMON DATTY AIA, COUNTRY WORLD EX US EQUITY INDEX	0	30.186
6. NIGI OM COMON DATTY AIA, COUNTRY WORLD EX US EQUITY INDEX	0	83.839
7. NIGI OM COMON DATTY AIA, COUNTRY WORLD EX US EQUITY INDEX	0	184.018
8. NIGI OM COMON DATTY AIA, COUNTRY WORLD EX US EQUITY INDEX	0	1.654
9. NIGI OM COMON DATTY AIA, COUNTRY WORLD EX US EQUITY INDEX	0	35.829
10. NIGI OM COMON DATTY AIA, COUNTRY WORLD EX US EQUITY INDEX	0	49.257
11. NIGI OM COMON DATTY AIA, COUNTRY WORLD EX US EQUITY INDEX	0	14.258
12. NIGI OM COMON DATTY AIA, COUNTRY WORLD EX US EQUITY INDEX	0	9.161
13. NIGI OM COMON DATTY AIA, COUNTRY WORLD EX US EQUITY INDEX	0	1.615
14. NIGI OM COMON DATTY AIA, COUNTRY WORLD EX US EQUITY INDEX	0	17.582
15. NIGI OM COMON DATTY AIA, COUNTRY WORLD EX US EQUITY INDEX	0	16.157
16. NIGI OM COMON DATTY AIA, COUNTRY WORLD EX US EQUITY INDEX	0	823.093
17. NIGI OM COMON DATTY AIA, COUNTRY WORLD EX US EQUITY INDEX	0	728.649
18. NIGI OM COMON DATTY AIA, COUNTRY WORLD EX US EQUITY INDEX	0	150.033
19. NIGI OM COMON DATTY AIA, COUNTRY WORLD EX US EQUITY INDEX	0	415.385
20. NIGI OM COMON DATTY AIA, COUNTRY WORLD EX US EQUITY INDEX	0	1.371
21. NIGI OM COMON DATTY AIA, COUNTRY WORLD EX US EQUITY INDEX	0	3.365
22. NIGI OM COMON DATTY AIA, COUNTRY WORLD EX US EQUITY INDEX	0	5.950
23. NIGI OM COMON DATTY AIA, COUNTRY WORLD EX US EQUITY INDEX	0	22.758
24. NIGI OM COMON DATTY AIA, COUNTRY WORLD EX US EQUITY INDEX	0	1.200
25. NIGI OM COMON DATTY AIA, COUNTRY WORLD EX US EQUITY INDEX	0	1.897
26. NIGI OM COMON DATTY AIA, COUNTRY WORLD EX US EQUITY INDEX	0	370.020
27. NIGI OM COMON DATTY AIA, COUNTRY WORLD EX US EQUITY INDEX	0	5.544
28. NIGI OM COMON DATTY AIA, COUNTRY WORLD EX US EQUITY INDEX	0	515
29. NIGI OM COMON DATTY AIA, COUNTRY WORLD EX US EQUITY INDEX	0	279
30. NIGI OM COMON DATTY AIA, COUNTRY WORLD EX US EQUITY INDEX	0	6.478
31. NIGI OM COMON DATTY AIA, COUNTRY WORLD EX US EQUITY INDEX	0	2.197
32. NIGI OM COMON DATTY AIA, COUNTRY WORLD EX US EQUITY INDEX	0	6.124
33. NIGI OM COMON DATTY AIA, COUNTRY WORLD EX US EQUITY INDEX	0	56.416
34. NIGI OM COMON DATTY AIA, COUNTRY WORLD EX US EQUITY INDEX	0	2.500
35. NIGI OM COMON DATTY AIA, COUNTRY WORLD EX US EQUITY INDEX	0	21.220
36. NIGI OM COMON DATTY AIA, COUNTRY WORLD EX US EQUITY INDEX	0	1.039
37. NIGI OM COMON DATTY AIA, COUNTRY WORLD EX US EQUITY INDEX	0	19.179
38. NIGI OM COMON DATTY AIA, COUNTRY WORLD EX US EQUITY INDEX	0	96.244
39. NIGI OM COMON DATTY AIA, COUNTRY WORLD EX US EQUITY INDEX	0	3.204
40. NIGI OM COMON DATTY AIA, COUNTRY WORLD EX US EQUITY INDEX	0	2.153
41. NIGI OM COMON DATTY AIA, COUNTRY WORLD EX US EQUITY INDEX	0	61.236
42. NIGI OM COMON DATTY AIA, COUNTRY WORLD EX US EQUITY INDEX	0	19.586
43. NIGI OM COMON DATTY AIA, COUNTRY WORLD EX US EQUITY INDEX	0	1.082
44. NIGI OM COMON DATTY AIA, COUNTRY WORLD EX US EQUITY INDEX	0	60.075
45. NIGI OM COMON DATTY AIA, COUNTRY WORLD EX US EQUITY INDEX	0	567
46. NIGI OM COMON DATTY AIA, COUNTRY WORLD EX US EQUITY INDEX	0	3.800
47. NIGI OM COMON DATTY AIA, COUNTRY WORLD EX US EQUITY INDEX	0	70.226
48. NIGI OM COMON DATTY AIA, COUNTRY WORLD EX US EQUITY INDEX	0	18.618
49. NIGI OM COMON DATTY AIA, COUNTRY WORLD EX US EQUITY INDEX	0	267.778
50. NIGI OM COMON DATTY AIA, COUNTRY WORLD EX US EQUITY INDEX	0	2.309
51. NIGI OM COMON DATTY AIA, COUNTRY WORLD EX US EQUITY INDEX	0	600.032
52. NIGI OM COMON DATTY AIA, COUNTRY WORLD EX US EQUITY INDEX	0	752



Pagina 22

Dati allegati alla presente relazione in data 28/04/2022.

Dati allegati alla presente relazione in data 28/04/2022.

Dati allegati alla presente relazione in data 28/04/2022.

1.647

1.647

Azionisti:

Azionisti in proprio:

1.647

0

1.647

Azionisti in delega:

## LISTA ESITO DELLE VOTAZIONI

## Oggetto: 3. Relazione sulla politica in materia di remunerazione 2022

## FAVOREVOLI

Cognome	Tot. Voti	Proprio	Delega
**D GLOBAL FUND MANAGER INC	21.276	0	21.276
**D SENTINEL INTERNATIONAL FUND	3.064	0	3.064
**D SENTINEL INTERNATIONAL TRUST	3.427	0	3.427
**D SIX GLOBAL BALANCED TRUST	659	0	659
**D SIX INVESTMENTS LLC	626	0	626
**D TRESSEN GLOBAL INVESTMENTS CORP	591	0	591
**D PRO SEN INVESTMENTS LLC	37	0	37
**D CINDY STRINE LLC	40.975	0	40.975
**D CARROLL AVALON PARTNERS LLC	7	0	7
**D CROCI GLOBAL SECURITIES LTD	753	0	753
**D DILLON MARKABLE SECURITIES COMMON TRUST FUND C O RESURCA MANAGEMENT	1.887	0	1.887
**D DYNASTY INVEST LLC	1.354	0	1.354
**D DUTCH EQUITY PASSIVE	1.893	0	1.893
**D INTERNATIONAL EXCHANGE TRUST BENEFIT MASTER TRUST	2.860	0	2.860
**D INTERNATIONAL EXCHANGE TRUST BENEFIT MASTER TRUST C O 3P CAPITAL	1.077	0	1.077
**D INTERNATIONAL EQUITY FUND LLC	7.815	0	7.815
**D LANE AVENUE INVESTMENTS LLC	30.081	0	30.081
**D LANE INVESTMENTS LLC	44.033	0	44.033
**D LEMMAN STACY FAMILY PARTNERS LLC LEMMAN STACY KAYLES PARTNERS LLC	82	0	82
**D LEGAL & GENERAL MSCI EMER FUND LLC	51.708	0	51.708
**D NINE PARTICIPATED C O NORTHERN TRUST COMPANY MANAGER	1.200	0	1.200
**D FENCO DE FENCOSS	6.241	0	6.241
**D FIRST INITIATIVES INSURANCE LTD	12.844	0	12.844
**D KUDLER FARILLAS LLC	323	0	323
**D MEC INTERNATIONAL FUND LLC	824	0	824
**D LEGAL & GENERAL MSCI LANE 3L FUND LLC	44.974	0	44.974
**D INVESTMENTS RE LIMITED	63.482	0	63.482
**D QUINQUEMILLI ALACAL OPERATING INVESTMENT POOL LLC	68.428	0	68.428
**D ADVANTAGE ALPHA FUND LLC	2.348	0	2.348
**D CIVIC ACTIONS JOHN STAFF PENSION FUND	94.597	0	94.597
**D INTERNATIONAL MONETARY FUND STATE REILLYMAN FUND	215.811	0	215.811
**D NATIONAL COUNCIL FOR SOCIAL SECURITY FUND INC	160.403	0	160.403
**D GLOVON JK PENSION PLAN	3.609	0	3.609
**D FIDELITY INVESTMENT TRUST FIDELITY ENDURING OPPORTUNITIES FUND	1.838	0	1.838
**D FIDELITY SECURITIES FUND FIDELITY PER LARGE CAP GROWTH FUND	1.432.471	0	1.432.471
**D FIDELITY INVESTMENT TRUST FIDELITY DIVIDEND INTERNATIONAL	969.775	0	969.775
**D VI CAPITAL LTD	5.556	0	5.556
**D POLICEMEN'S ANNUITY AND BENEFIT FUND OF CHICAGO	18.213	0	18.213
**D NEW ZEALAND SUPERANNUATION FUND	119.362	0	119.362
**D VERGER DIVERSIFIED ALTERNATIVES FUND	31.397	0	31.397
**D VERGER DIVERSIFIED ALTERNATIVES FUND	33.539	0	33.539
**D FISHER INVESTMENTS AUSTRALASIA GLOBAL SMALL CAP EQUITY FUND	7.759	0	7.759
**D SUPERANNUATION FUND MANAGEMENT CORPORATION OF SOUTH AUSTRALIA	3.995	0	3.995
**D NI WORLD GREEN TRANSITION INDEX FUND	528	0	528
**D LOFTON EMPLOYEE SUPERANNUATION TRUST	17.553	0	17.553
**D LOFTON PAVO'S CHARITABLE FOUNDATION	371	0	371
**D ARABICA GLOBAL SHARES FUND	32.619	0	32.619
**D AUSTRALIAN CAPITAL TERRITORY	16.190	0	16.190
**D CIC LIMITED	11.220	0	11.220
**D JOHN I WILSON FAMILY TRUST	278.215	0	278.215
**D NEW TRUST NO 2 UAL CL LTD	4.219	0	4.219
**D NEW LEGISLATIONARY TRUST NO. 10.	47	0	47

Pagina 24

DE\* designa alla persona che sopra indica con il numero della scheda magnetica

DE\* designa alla persona che sopra indica con il numero della scheda magnetica (votazione effettuata alle poltroncine riservate)

X\* rappresenta i titoli della persona fisica sopra indicata con il numero della scheda magnetica

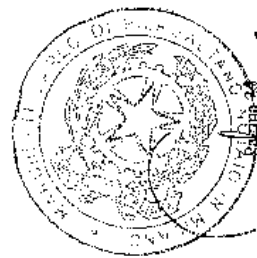
Azionisti: 1.647 Tasse: 0  
 Azionisti in proprio: 0 Azionisti in delega: 1.647

## LISTA ESITO DELLE VOTAZIONI

## Oggetto: 3. Relazione sulla politica in materia di remunerazione 2022

## FAVOREVOLI

Cognome	Tot. Vot.	Proprio	Delega
**D SIEGAL BRAUN L&K PLUS EQUITY TRUST	1.000.000	0	1.000.000
**D THE TESTAMENTARY TRUST NO 2.	2.885	0	2.885
**D THE TESTAMENTARY TRUST NO 3.	2.723	0	2.723
**D LAW TRUST NO 2 UAD 01 17 02.	3.879	0	3.879
**D THE TESTAMENTARY TRUST NO 3.	4.659	0	4.659
**D THE PROTESTS OF THE HENRY SMITH OFFSHORE	16.130	0	16.130
**D S. MORSON WALTON 1998 CHILDRENS TRUST	1.340	0	1.340
**D BELLAIR TRUST INSTITUTIONS RETIREMENT TRUST SERIES RETIREES.	86.573	0	86.573
**D NORTHERN TRUST GLOBAL INVESTMENTS COLLECTIVE FUNDS TRUST	1.008.198	0	1.008.198
**D EORE MOTOR COMPANY OFFSHORE MASTER TRUST	10.574	0	10.574
**D NORTHERN FUNDS INTERNATIONAL EQUITY INDEX FUND	177.892	0	177.892
**D SEAFAR GROUP TRUST FOR EMPLOYEES BENEFIT PLANS.	330.125	0	330.125
**D HANLING LOWWEL FUNDS INC. GLOBAL EQUITY RESEARCH PORTFOLIO	1.184	0	1.184
**D JON 1987 ARTICLE 11 DESS TRUSTI ROMAN CO MATION ENTERPRISES LLC	178	0	178
**D JON TRUST NO. 3 UAD 9 19 02.	1.846	0	1.846
**D JONCE GLOBAL INCOME EQUITY FUND.	29.367	0	29.367
**D JON 1987 ARTICLE 11 DESS TRUSTI ROMAN	178	0	178
**D JON 1987 ARTICLE 11 DESS TRUSTI ROMAN	200	0	200
**D JON TRUST NO. 3 UAD 9 19 02.	2.508	0	2.508
**D JON TRUST NO. 3 UAD 9 19 02.	2.351	0	2.351
**D JON TRUST NO. 3 UAD 9 19 02.	3.079	0	3.079
**D JON TRUST NO. 3 UAD 9 19 02.	180.171	0	180.171
**D THE CHARLOTTE MCKINNON COSMETOL AUTHORITY	59.372	0	59.372
**D ATRION HEALTH FOUNDATION	2.673	0	2.673
**D CYCLIC LIBERALS FOUNDATION	15.597	0	15.597
**D ARVEST FOUNDATION	394	0	394
**D MAINSTAY TRUSTEE AND DEPOSITARY SERVICES LIMITED AS CAUSELLE O	1.644.055	0	1.644.055
**D DRE M ANDREAS 2016 TR UAD PER 8 1992	3.140	0	3.140
**D ELLON ALVESTRICK QUALIFIED FUND	2.472	0	2.472
**D ALFRED L. JORDAN CHARITABLE TRUST	8.925	0	8.925
**D BAKER FINETS INCORPORATED MASTER TRUST	142.734	0	142.734
**D COMONSIRIT FRATH RETIREMENT MASTER TRUST	26.766	0	26.766
**D CIFARAWAY INTERNATIONAL FUND	3.837	0	3.837
**D CITY OF MILWAUKEE EMPLOYEES RETIREMENT SYSTEM	62.599	0	62.599
**D CITY OF LOS ANGELES FIRE AND POLICE PENSION PLAN	56.365	0	56.365
**D TILLOTSON NON-CLERICAL RETIREMENT FUND	47.768	0	47.768
**D ELDESTONE FUNDS INTERNATIONAL EQUITY INDEX FUND.	222.696	0	222.696
**D GENERAL PENSION AND SOCIAL SECURITY AUTHORITY	27.715	0	27.715
**D KONTORREY COUNTY CONSOLIDATED RETIRED HEALTH BENEFITS TRUST	31.519	0	31.519
**D KONTORREY COUNTY EMPLOYEES RETIREMENT SYSTEM	17.400	0	17.400
**D KONTORREY COUNTY EMPLOYEES RETIREMENT SYSTEM	1.096	0	1.096
**D KONTORREY COUNTY EMPLOYEES RETIREMENT SYSTEM	36.724	0	36.724
**D KONTORREY COUNTY EMPLOYEES RETIREMENT SYSTEM	36.183	0	36.183
**D KONTORREY COUNTY EMPLOYEES RETIREMENT SYSTEM	115.600	0	115.600
**D KONTORREY COUNTY EMPLOYEES RETIREMENT SYSTEM	56.600	0	56.600
**D KONTORREY COUNTY EMPLOYEES RETIREMENT SYSTEM	75.765	0	75.765
**D KONTORREY COUNTY EMPLOYEES RETIREMENT SYSTEM	13.888	0	13.888
**D KONTORREY COUNTY EMPLOYEES RETIREMENT SYSTEM	1.181	0	1.181
**D KONTORREY COUNTY EMPLOYEES RETIREMENT SYSTEM	66.900	0	66.900
**D KONTORREY COUNTY EMPLOYEES RETIREMENT SYSTEM	1.375.740	0	1.375.740
**D KONTORREY COUNTY EMPLOYEES RETIREMENT SYSTEM	109.900	0	109.900



1.647 D5 delega alla persona sopra indicata con il numero della scheda magnetica.

1.647 D5 delega alla persona sopra indicata con il numero della scheda magnetica (votazione effettuata alla posizione assistita)

1.647 D5 delega alla persona sopra indicata con il numero della scheda magnetica (votazione effettuata alla posizione assistita)

Azionisti: 1.647 Tesori:

Azionisti in proprio: 0 Azionisti in delega:



## LISTA ESITO DELLE VOTAZIONI

## Oggetto: 3. Relazione sulla politica in materia di remunerazione 2022

## FAVOREVOLI

Cognome	Tot. Voti	Proprio	Delega
110 CURENDEE (LUX) OLUSCIA TURBIDEELE INVESTMENT	1.694.924	0	1.694.924
111 TIFERENDEE INVESTMENT FUND "CVC"	3.357.455	0	3.357.455
112 ABERDEEN GLOBAL EQUITY FUND	691	0	691
113 TIO SIGMA WORLD CORP FUND LP	15.200	0	15.200
114 LEGAL AND GENERAL COLLECTIVE INVESTMENT TRUST	104.514	0	104.514
115 MALDEN INTERNATIONAL EQUITY FUND	35.700	0	35.700
116 SUEC ER ER ER ER ER ER ER ER	208.334	0	208.334
117 SUEC ER ER ER ER ER ER ER ER	2.059	0	2.059
118 SUEC ER ER ER ER ER ER ER ER	38.511	0	38.511
119 SUEC ER ER ER ER ER ER ER ER	9.688	0	9.688
120 SUEC ER ER ER ER ER ER ER ER	141.943	0	141.943
121 SUEC ER ER ER ER ER ER ER ER	12.658	0	12.658
122 SUEC ER ER ER ER ER ER ER ER	3.142	0	3.142
123 SUEC ER ER ER ER ER ER ER ER	730	0	730
124 SUEC ER ER ER ER ER ER ER ER	38.865	0	38.865
125 SUEC ER ER ER ER ER ER ER ER	25.032	0	25.032
126 SUEC ER ER ER ER ER ER ER ER	363	0	363
127 SUEC ER ER ER ER ER ER ER ER	5.541	0	5.541
128 SUEC ER ER ER ER ER ER ER ER	936	0	936
129 SUEC ER ER ER ER ER ER ER ER	13.048	0	13.048
130 SUEC ER ER ER ER ER ER ER ER	81.820	0	81.820
131 SUEC ER ER ER ER ER ER ER ER	112.382	0	112.382
132 SUEC ER ER ER ER ER ER ER ER	62.981	0	62.981
133 SUEC ER ER ER ER ER ER ER ER	66	0	66
134 SUEC ER ER ER ER ER ER ER ER	113	0	113
135 SUEC ER ER ER ER ER ER ER ER	634.479	0	634.479
136 SUEC ER ER ER ER ER ER ER ER	1.702.351	0	1.702.351
137 SUEC ER ER ER ER ER ER ER ER	5.800	0	5.800
138 SUEC ER ER ER ER ER ER ER ER	843.962	0	843.962
139 SUEC ER ER ER ER ER ER ER ER	94.000	0	94.000
140 SUEC ER ER ER ER ER ER ER ER	71.012	0	71.012
141 SUEC ER ER ER ER ER ER ER ER	592	0	592
142 SUEC ER ER ER ER ER ER ER ER	459.020	0	459.020
143 SUEC ER ER ER ER ER ER ER ER	26.497	0	26.497
144 SUEC ER ER ER ER ER ER ER ER	399.369	0	399.369
145 SUEC ER ER ER ER ER ER ER ER	24.112	0	24.112
146 SUEC ER ER ER ER ER ER ER ER	21.064	0	21.064
147 SUEC ER ER ER ER ER ER ER ER	1.945	0	1.945
148 SUEC ER ER ER ER ER ER ER ER	9.656	0	9.656
149 SUEC ER ER ER ER ER ER ER ER	17.135	0	17.135
150 SUEC ER ER ER ER ER ER ER ER	9.956	0	9.956
151 SUEC ER ER ER ER ER ER ER ER	1.240	0	1.240
152 SUEC ER ER ER ER ER ER ER ER	139.718	0	139.718
153 SUEC ER ER ER ER ER ER ER ER	81.779	0	81.779
154 SUEC ER ER ER ER ER ER ER ER	295.469	0	295.469
155 SUEC ER ER ER ER ER ER ER ER	35	0	35
156 SUEC ER ER ER ER ER ER ER ER	362	0	362
157 SUEC ER ER ER ER ER ER ER ER	11.343	0	11.343
158 SUEC ER ER ER ER ER ER ER ER	5.291	0	5.291
159 SUEC ER ER ER ER ER ER ER ER	33.880	0	33.880
160 SUEC ER ER ER ER ER ER ER ER	11.403	0	11.403
161 SUEC ER ER ER ER ER ER ER ER	40.463	0	40.463



Pagina 27

DE\* delega alla persona sopra indicata per il numero della scheda magnetica  
 \*\*D delega alla persona fisica sopra indicata con il numero della scheda magnetica (votazione effettuata alla poltroncina magnetica)  
 RI\* rappresenta: legge alla persona fisica sopra indicata con il numero della scheda magnetica

Azionisti: 1.647 Teste: 1.647  
 Azionisti in proprio: 0 Azionisti in delega: 1.647

## LISTA ESITO DELLE VOTAZIONI

## Oggetto: 3. Relazione sulla politica in materia di remunerazione 2022

## FAVOREVOLI

Cognome	Tot. Voti	Proprio	Delega
**D GRAS	147.067	0	147.067
**D JUS FUND MANAGEMENT (NANTERRE) AG.	155.030	0	155.030
**D CREDIT SUISSE FUNDS AG	10.820	0	10.820
**D WOLFS BANK	148.802	0	148.802
**D CONVEYMENT OF NORMAN	2.561.116	0	2.561.116
**G VIM FUNDS (UK) INTERNATIONAL OPPORTUNITIES FUND	4.733	0	4.733
**G THE CAPITAL GLOBAL FUND SICAV	3.129.176	0	3.129.176
**G GIG EUROPEAN LONG SHORT FUND PARTS CORPORATE SERVICES LIMITED	548	0	548
**S MRS DAVID A. MCFEEDIN TRUST BAD 87 14 88	2.432	0	2.432
**G MURDO VENTURES LLC	886	0	886
**J CHARLESOPPER J KIDDEBCHP	650	0	650
**J POSTERUS LLC	1.237	0	1.237
**J FORTIS ASSOCIATES LLC C O WALKERS CORPORATE LIMITED CAYMAN CORPORATE CENTRE	72.300	0	72.300
**J LEO S.GRA EQUITY SPECTRA TORIFIELD LLC C O LEO S.GRA INVESTMENTS LP	10.053	0	10.053
**J AOR MAX AWARE DELPHI PLUS LONG SHORT EQUITY FUND LLC	650	0	650
**J AQA STOCK SELECTOR II MASTER ACCOUNT L.P. C/O AQR MANAGEMENT LLC	1.347	0	1.347
**J FORTIS "ONION INVESTMENTS LTD.	482.331	0	482.331
**J AOR DELPHI LONG SHORT EQUITY MASTER ACCOUNT LP CURE OF AQR CAPITAL MANAGEMENT LLC	67.118	0	67.118
**J AMUNDI DIVIDENDO ITALIA	393.000	0	393.000
**J AMUNDI ESG SELECTION RITANTARIO	13.810	0	13.810
**J AMUNDI ESG SELECTION VIKARIKO	9.350	0	9.350
**J AMUNDI "OBTETTIVO RISSARNO 2022	153	0	153
**J AMUNDI "OBTETTIVO CRESCITA 2022	542	0	542
**J AMUNDI "OBTETTIVO RISSARNO 2022 CUE	173	0	173
**J AMUNDI "OBTETTIVO CRESCITA 2022 ESE	566	0	566
**J AMUNDI "OBTETTIVO RISSARNO 2022 TRE	160	0	160
**J AMUNDI VITALIS "ITALIA PIR	174.000	0	174.000
**J AMUNDI ESG SELECTION CONSERVATIVE	7.607	0	7.607
**J AMUNDI "OBTETTIVO RISSARNO 2023 QUATTO	184	0	184
**J AMUNDI ACCUMULATION ITALIA PIR 2023	75.000	0	75.000
**J AMUNDI "PROGETTO INCOME 2025	3.389	0	3.389
**J FONDI AMUNDI "PROGETTO AMUNDI "PROGETTO INCOME 2025	1.307	0	1.307
**J AMUNDI "PROGETTO INCOME 2026 JUE	3.068	0	3.068
**J AMUNDI "PROGETTO INCOME ACCOBIO 2026	2.363	0	2.363
**J AMUNDI "PROGETTO INCOME 2026	2.317	0	2.317
**J AMUNDI "PROGETTO INCOME REALT 2027	3.692	0	3.692
**J AMUNDI "FUND EUROPEAN EQUITY CONSERVATIVE	122.602	0	122.602
**J AMUNDI "FUND EUROPEAN EQUITY CONSERVATIVE	4.073	0	4.073
**J AMUNDI "FUND EUROPEAN EQUITY CONSERVATIVE	222.042	0	222.042
**J AMUNDI "FUND EUROPEAN EQUITY CONSERVATIVE	22.480	0	22.480
**J AMUNDI "FUND EUROPEAN EQUITY CONSERVATIVE	23.072	0	23.072
**J AMUNDI "FUND EUROPEAN EQUITY CONSERVATIVE	66.510	0	66.510
**J AMUNDI "FUND EUROPEAN EQUITY CONSERVATIVE	3.293	0	3.293
**J G FUND TOTAL RETURN ALL CAP EUROPE	520.000	0	520.000
**J G FUND AVENTURE SPARK CAP EURO	806.966	0	806.966
**J A BOUTLEGG INVESTMENT FUND AXA	6.990	0	6.990
**J PRIVATEER JP MORGAN PIA EUROPEAN ALKALIC EQUITY	31.365	0	31.365
**J AMUNDI "FUND EUROPEAN EQUITY CONSERVATIVE	10.034	0	10.034
**J AMUNDI "FUND EUROPEAN EQUITY CONSERVATIVE	4.775	0	4.775
**J AMUNDI "FUND EUROPEAN EQUITY CONSERVATIVE	7.401	0	7.401
**J AMUNDI "FUND EUROPEAN EQUITY CONSERVATIVE	11.474	0	11.474
**J AMUNDI "FUND EUROPEAN EQUITY CONSERVATIVE	408	0	408

Pagina 28

Azionisti: 1.647 Tesi: 0 Azionisti in delega: 1.647

DE\* delega alla persona fisica sopra indicata con il numero della scheda rappresentativa  
 \*\*\*) delega alla persona fisica sopra indicata con il numero della scheda rappresentativa (nomine effettiva della persona fisica)  
 RT\* rappresentanza legale alla persona fisica sopra indicata con il numero della scheda rappresentativa

## LISTA ESITO DELLE VOIAZIONE

Oggetto: 3. Relazione sulla politica in materia di remunerazione 2022

## FAVOREVOLI

Cognome	Propr.	Voti	Propr.	Delega
**D AMUNDI INDEX SOLUTIONS AMUNDI PRIME EUROFF	1.324	1.324	0	1.324
**D AMUNDI PRIME EUROZONE	15.062	15.062	0	15.062
**D AMUNDI INDEX SOLUTIONS AMUNDI PRIME GLOBAL	4.828	4.828	0	4.828
**D AMUNDI FDS GLOBAL MULTI ASSET TARGET INC	14.839	14.839	0	14.839
**D AMUNDI EUROPS FLEXIBLE EQUITY CREDIT	42.101	42.101	0	42.101
**D AMUNDI FUND GLOBAL MULTI ASSET	26.328	26.328	0	26.328
**D AMUNDI FDS GLOBAL MULTI ASSET CONSERVATIVE	39.444	39.444	0	39.444
**D AMUNDI FUND GLOBAL MULTI ASSET TARGET INC	26.147	26.147	0	26.147
**D AMUNDI FUND FUND FUND	525.000	525.000	0	525.000
**D AMUNDI FUND FUND FUND	232	232	0	232
**D AMUNDI FUND FUND FUND	2.832	2.832	0	2.832
**D AMUNDI FUND FUND FUND	108	108	0	108
**D AMUNDI FUND FUND FUND	3.442	3.442	0	3.442
**D AMUNDI FUND FUND FUND	494	494	0	494
**D AMUNDI FUND FUND FUND	1.283	1.283	0	1.283
**D AMUNDI FUND FUND FUND	233.703	233.703	0	233.703
**D AMUNDI FUND FUND FUND	48.755	48.755	0	48.755
**D AMUNDI FUND FUND FUND	21.122	21.122	0	21.122
**D AMUNDI FUND FUND FUND	46.092	46.092	0	46.092
**D AMUNDI FUND FUND FUND	1.307	1.307	0	1.307
**D AMUNDI FUND FUND FUND	743.368	743.368	0	743.368
**D AMUNDI FUND FUND FUND	5.947	5.947	0	5.947
**D AMUNDI FUND FUND FUND	9.898	9.898	0	9.898
**D AMUNDI FUND FUND FUND	54.080	54.080	0	54.080
**D AMUNDI FUND FUND FUND	1.744.871	1.744.871	0	1.744.871
**D AMUNDI FUND FUND FUND	323.560	323.560	0	323.560
**D AMUNDI FUND FUND FUND	708.927	708.927	0	708.927
**D AMUNDI FUND FUND FUND	1.836	1.836	0	1.836
**D AMUNDI FUND FUND FUND	44.859	44.859	0	44.859
**D AMUNDI FUND FUND FUND	108.597	108.597	0	108.597
**D AMUNDI FUND FUND FUND	30.000	30.000	0	30.000
**D AMUNDI FUND FUND FUND	6.800	6.800	0	6.800
**D AMUNDI FUND FUND FUND	21.218	21.218	0	21.218
**D AMUNDI FUND FUND FUND	76.813	76.813	0	76.813
**D AMUNDI FUND FUND FUND	105.000	105.000	0	105.000
**D AMUNDI FUND FUND FUND	78.000	78.000	0	78.000
**D AMUNDI FUND FUND FUND	12.985	12.985	0	12.985
**D AMUNDI FUND FUND FUND	18.325	18.325	0	18.325
**D AMUNDI FUND FUND FUND	263.566	263.566	0	263.566
**D AMUNDI FUND FUND FUND	340.000	340.000	0	340.000
**D AMUNDI FUND FUND FUND	11.240	11.240	0	11.240
**D AMUNDI FUND FUND FUND	132.651	132.651	0	132.651
**D AMUNDI FUND FUND FUND	340.000	340.000	0	340.000
**D AMUNDI FUND FUND FUND	11.568	11.568	0	11.568
**D AMUNDI FUND FUND FUND	27.108	27.108	0	27.108
**D AMUNDI FUND FUND FUND	23.808	23.808	0	23.808
**D AMUNDI FUND FUND FUND	65.775	65.775	0	65.775
**D AMUNDI FUND FUND FUND	26.020	26.020	0	26.020
**D AMUNDI FUND FUND FUND	187.115	187.115	0	187.115
**D AMUNDI FUND FUND FUND	39.491	39.491	0	39.491
**D AMUNDI FUND FUND FUND	17.500	17.500	0	17.500



1 DE delega alla persona fisica sopra indicata con il numero della scheda magnetica (variazione effettuata alla postazione assistita)

1 DE delega alla persona fisica sopra indicata con il numero della scheda magnetica (variazione effettuata alla postazione assistita)

RL: rappresentanza legale alla persona fisica sopra indicata con il numero della scheda magnetica

1.647 Teste:

0 Azionisti in delega:

Azionisti:

Azionisti in proprio:

**Oggetto: 3. Relazione sulla politica in materia di remunerazione 2022**

Aziomisti:	1.647	*Teste:
Aziomisti in proprio:	0	Aziomisti in delega:

Il  $\mu$  delega alla persona fisica sopra indicata con il numero della scheda magnetica

Tot. Volu	Propoia	Delega
186,861	0	186,861
77,330	0	77,330
20,600	0	20,600
9,460	0	9,460
5,960	0	5,960
34,923	0	34,923
8,056	0	8,056
111,683	0	111,683
11,551	0	11,551
60,844	0	60,844
121,153	0	121,153
72,000	0	72,000
211,068	0	211,068
8,567	0	8,567
1,619	0	1,619
7,236	0	7,236
30,879	0	30,879
157,806	0	157,806
9,963	0	9,963
58,440	0	58,440
145,618	0	145,618
128,399	0	128,399
113,320	0	113,320
9,776	0	9,776
2,100,000	0	2,100,000
4,582,391	0	4,582,391
21,800	0	21,800
903,637	0	903,637
947	0	947
1,700,358	0	1,700,358
22,929	0	22,929
1,431	0	1,431
58,409	0	58,409
423,366	0	423,366
328	0	328
47,820	0	47,820
3,066	0	3,066
211,646	0	211,646
46,077	0	46,077
170,000	0	170,000
6,430	0	6,430
79,110	0	79,110
111,610	0	111,610
534,451	0	534,451
11,000	0	11,000
51,826	0	51,826
4,287	0	4,287
40,650	0	40,650
639,016	0	639,016
51,371	0	51,371
70,000	0	70,000
145,587	0	145,587

## LISTA ESITO DELLE VOTAZIONI

Oggetto: 3. Relazione sulla politica in materia di remunerazione 2022

## FAVOREVOLI

Cognome	Tot. Voti	Proprio	Delega
**D ISHARES MSCI ACWI ETC	153.952	0	153.952
**D ISHARES MSCI ACWI EX U.S. ETC	95.363	0	95.363
**D ISHARES GLOBAL FINANCIALS ETC	89.181	0	89.181
**D ISHARES MSCI EUROZONE ETC	747.965	0	747.965
**D ISHARES EUROPS ETC	177.603	0	177.603
**D ISHARES MSCI EMERGING ETC	860.164	0	860.164
**D ISHARES MSCI EMERGING ETC	2.011.560	0	2.011.560
**D ISHARES MSCI EMERGING ETC	3.072	0	3.072
**D ISHARES MSCI EUROPE FINANCIALS ETC	517.411	0	517.411
**D ISHARES MSCI EUROPE FINANCIALS ETC	632.453	0	632.453
**D ISHARES MSCI EMERGING ETC	818.026	0	818.026
**D ISHARES MSCI EMERGING ETC	21.390	0	21.390
**D ISHARES MSCI EMERGING ETC	253.630	0	253.630
**D ISHARES MSCI EMERGING ETC	319.076	0	319.076
**D ISHARES MSCI EMERGING ETC	726	0	726
**D ISHARES MSCI EMERGING ETC	21.437	0	21.437
**D ISHARES MSCI EMERGING ETC	3.012.369	0	3.012.369
**D ISHARES MSCI EMERGING ETC	491.479	0	491.479
**D ISHARES MSCI EMERGING ETC	206.903	0	206.903
**D ISHARES MSCI EMERGING ETC	4.846	0	4.846
**D ISHARES MSCI EMERGING ETC	142.162	0	142.162
**D ISHARES MSCI EMERGING ETC	12.683	0	12.683
**D ISHARES MSCI EMERGING ETC	1.418	0	1.418
**D ISHARES MSCI EMERGING ETC	92.177	0	92.177
**D ISHARES MSCI EMERGING ETC	651.333	0	651.333
**D ISHARES MSCI EMERGING ETC	714	0	714
**D ISHARES MSCI EMERGING ETC	7.578	0	7.578
**D ISHARES MSCI EMERGING ETC	133.487	0	133.487
**D ISHARES MSCI EMERGING ETC	1.872	0	1.872
**D ISHARES MSCI EMERGING ETC	2.133	0	2.133
**D ISHARES MSCI EMERGING ETC	1.884.269	0	1.884.269
**D ISHARES MSCI EMERGING ETC	63.673	0	63.673
**D ISHARES MSCI EMERGING ETC	63.647	0	63.647
**D ISHARES MSCI EMERGING ETC	2.007	0	2.007
**D ISHARES MSCI EMERGING ETC	61.665	0	61.665
**D ISHARES MSCI EMERGING ETC	966	0	966
**D ISHARES MSCI EMERGING ETC	133.545	0	133.545
**D ISHARES MSCI EMERGING ETC	133.555	0	133.555
**D ISHARES MSCI EMERGING ETC	4.377	0	4.377
**D ISHARES MSCI EMERGING ETC	5.898	0	5.898
**D ISHARES MSCI EMERGING ETC	6.853	0	6.853
**D ISHARES MSCI EMERGING ETC	12.466	0	12.466
**D ISHARES MSCI EMERGING ETC	5.603	0	5.603
**D ISHARES MSCI EMERGING ETC	12.179	0	12.179
**D ISHARES MSCI EMERGING ETC	6.746	0	6.746
**D ISHARES MSCI EMERGING ETC	554.080	0	554.080
**D ISHARES MSCI EMERGING ETC	632.422	0	632.422
**D ISHARES MSCI EMERGING ETC	51.129	0	51.129
**D ISHARES MSCI EMERGING ETC	747.880	0	747.880
**D ISHARES MSCI EMERGING ETC	314.328	0	314.328
**D ISHARES MSCI EMERGING ETC	691.007	0	691.007
**D ISHARES MSCI EMERGING ETC	1.020.596	0	1.020.596
**D ISHARES MSCI EMERGING ETC	555	0	555



Pagina 31

Il delegato presente ha votato in favore della scheda in oggetto.

Il delegato presente ha votato in favore della scheda in oggetto.

Il delegato presente ha votato in favore della scheda in oggetto.

1

1.647

1.647

0

Azionisti:

Azionisti in proprio:

Azionisti in delega:

Azionisti in delega:

## LISTA ESITO DELLE VOTAZIONI

## Oggetto: 3. Relazione sulla politica in materia di remunerazione 2022

## FAVOREVOLI

Cognome	Tot. Voti	Favorevoli	Delega
** ESAPRES EURO STOXX WORLD 3015 UTILS ETF (DE)	2.483.401	0	2.483.401
** ESAPRES EURO STOXX UTILS EIT (DE)	253.872	0	253.872
** ESAPRES STOXX EUROPE 600 UTILS EIT (DE)	146.896	0	146.896
** ESAPRES STOXX EUROPE 600 UTILS EIT (DE)	638.101	0	638.101
** ESAPRES STOXX EUROPE 600 UTILS EIT (DE)	380.060	0	380.060
** ESAPRES STOXX EUROPE 600 UTILS EIT (DE)	319.012	0	319.012
** ESAPRES STOXX EUROPE 600 UTILS EIT (DE)	97.147	0	97.147
** ESAPRES STOXX EUROPE 600 UTILS EIT (DE)	16.527	0	16.527
** ESAPRES STOXX EUROPE 600 UTILS EIT (DE)	9.408	0	9.408
** ESAPRES STOXX EUROPE 600 UTILS EIT (DE)	47.133	0	47.133
** ESAPRES STOXX EUROPE 600 UTILS EIT (DE)	8.187	0	8.187
** ESAPRES STOXX EUROPE 600 UTILS EIT (DE)	604.036	0	604.036
** ESAPRES STOXX EUROPE 600 UTILS EIT (DE)	541	0	541
** ESAPRES STOXX EUROPE 600 UTILS EIT (DE)	10.867	0	10.867
** ESAPRES STOXX EUROPE 600 UTILS EIT (DE)	54.482	0	54.482
** ESAPRES STOXX EUROPE 600 UTILS EIT (DE)	332	0	332
** ESAPRES STOXX EUROPE 600 UTILS EIT (DE)	123	0	123
** ESAPRES STOXX EUROPE 600 UTILS EIT (DE)	7.817	0	7.817
** ESAPRES STOXX EUROPE 600 UTILS EIT (DE)	175.730	0	175.730
** ESAPRES STOXX EUROPE 600 UTILS EIT (DE)	314.384	0	314.384
** ESAPRES STOXX EUROPE 600 UTILS EIT (DE)	19.053	0	19.053
** ESAPRES STOXX EUROPE 600 UTILS EIT (DE)	267.437	0	267.437
** ESAPRES STOXX EUROPE 600 UTILS EIT (DE)	4.162	0	4.162
** ESAPRES STOXX EUROPE 600 UTILS EIT (DE)	356.065	0	356.065
** ESAPRES STOXX EUROPE 600 UTILS EIT (DE)	18.867	0	18.867
** ESAPRES STOXX EUROPE 600 UTILS EIT (DE)	1.008.831	0	1.008.831
** ESAPRES STOXX EUROPE 600 UTILS EIT (DE)	125.889	0	125.889
** ESAPRES STOXX EUROPE 600 UTILS EIT (DE)	17.816	0	17.816
** ESAPRES STOXX EUROPE 600 UTILS EIT (DE)	9.670	0	9.670
** ESAPRES STOXX EUROPE 600 UTILS EIT (DE)	897	0	897
** ESAPRES STOXX EUROPE 600 UTILS EIT (DE)	1.439.889	0	1.439.889
** ESAPRES STOXX EUROPE 600 UTILS EIT (DE)	457.597	0	457.597
** ESAPRES STOXX EUROPE 600 UTILS EIT (DE)	553.745	0	553.745
** ESAPRES STOXX EUROPE 600 UTILS EIT (DE)	29.344	0	29.344
** ESAPRES STOXX EUROPE 600 UTILS EIT (DE)	4.930	0	4.930
** ESAPRES STOXX EUROPE 600 UTILS EIT (DE)	196.536	0	196.536
** ESAPRES STOXX EUROPE 600 UTILS EIT (DE)	983.512	0	983.512
** ESAPRES STOXX EUROPE 600 UTILS EIT (DE)	2.494	0	2.494
** ESAPRES STOXX EUROPE 600 UTILS EIT (DE)	19.472	0	19.472
** ESAPRES STOXX EUROPE 600 UTILS EIT (DE)	72.330	0	72.330
** ESAPRES STOXX EUROPE 600 UTILS EIT (DE)	741.887	0	741.887
** ESAPRES STOXX EUROPE 600 UTILS EIT (DE)	80.000	0	80.000
** ESAPRES STOXX EUROPE 600 UTILS EIT (DE)	9.458.889	0	9.458.889
** ESAPRES STOXX EUROPE 600 UTILS EIT (DE)	32.204	0	32.204
** ESAPRES STOXX EUROPE 600 UTILS EIT (DE)	2.104.920	0	2.104.920
** ESAPRES STOXX EUROPE 600 UTILS EIT (DE)	91.408	0	91.408
** ESAPRES STOXX EUROPE 600 UTILS EIT (DE)	16.264	0	16.264
** ESAPRES STOXX EUROPE 600 UTILS EIT (DE)	23.873	0	23.873
** ESAPRES STOXX EUROPE 600 UTILS EIT (DE)	21.387	0	21.387
** ESAPRES STOXX EUROPE 600 UTILS EIT (DE)	2.486	0	2.486
** ESAPRES STOXX EUROPE 600 UTILS EIT (DE)	6.101	0	6.101
** ESAPRES STOXX EUROPE 600 UTILS EIT (DE)	34.089	0	34.089

Pagina 32

1 DE+ delega alla persona fisica sopra indicata con il numero della scheda magnetica  
 1.647 DE+ delega alla persona fisica sopra indicata con il numero della scheda magnetica (relazione effettuata alla postazione assistita)  
 1.647 DE+ delega alla persona fisica sopra indicata con il numero della scheda magnetica (relazione effettuata alla postazione assistita)

Azionisti: 1.647 Teste:  
 Azionisti in proprio: 0 Azionisti in delega:

## LISTA ESITO DELLE VOIAZIONE

## Oggetto: 3. Relazione sulla politica di remunerazione 2022

## FAVOREVOLI

Cognome	Tot. Voti	Proprio	Delega
**C THE MASTER TRUST BANK OF JAPAN LTD. NO FITACOT FORTY INDEX NOTHER FUND	16.590	0	16.590
**C COMBATING STRATEGIC SOLUTIONS GLOB AL EQUITY LLC	23.669	0	23.669
**D IEM (OILX) PLUS FUND TRUST	122.171	0	122.171
**D GOLDMAN SACHS TRUST GOLDMAN SACHS GLOBAL MANAGED JETA FUND	5.688	0	5.688
**D AS VARIANX PRODUKS SERIES FUND INC. AS DYNAMIC ASSET AL LOCATION PORTFOLIO	1.000	0	1.000
**D INTERNATIONAL MONETARY FUND	33.373	0	33.373
**D MTS TRUST COMPANY COLLECTIVE INVESTMENT TRUST	24.036	0	24.036
**D UNIVERSAL INVESTMENT GESellschaft NBE FOR RCTP UNIVERSAL FONDS	27.463	0	27.463
**D IRIE GABTALAN GEBELLSCHAFT VON 703 ENTROFENSTONIS	304.711	0	304.711
**C UNIVERSAL INVESTMENT TRV FOR MERGER	89.746	0	89.746
**D FLUENCY RETURN SQUARE TRUST II STRATEGIC ADV FLEXILITY FND FND	946.174	0	946.174
**D NEW ENGLAND TRAVELERS AND TRUCKING INDUSTRY TRUSTION PLAN	19.136	0	19.106
**D IRIE KATIALAN GEBELLSCHAFT VON FOR LAPALAN KENTHARTLUM	18.000	0	18.000
**D UNIVERSAL INVESTMENT GEBELLSCHAFT FOR PROFITFONDS SAA	34.425	0	34.425
**D FORTUNITY RETURN SQUARE TRUST II STRATEGIC ADVISERS INC FUND	265.034	0	265.034
**D ERS CAPITAL INC	639	0	639
**D FEDERATED KUPHMAN FUND	4.205.000	0	4.205.000
**D FEDERATED KUPHMAN FUND L	1.1.400	0	1.1.400
**D FEDERATED KUPHMAN SMALL CAP FUND	4.530.000	0	4.530.000
**D FEDERATED GLOB ALLOCATION FUND	11.814	0	11.814
**D SCHWAB FUNDAMENTAL INVESTMENT SMALL COMPANY INDEX ETF	109.340	0	109.340
**D JOHN HANCOCK VARIABLE INSURANCE FUND SMALL CO ALLOCATION TRUST	96.807	0	96.807
**D JOHN HANCOCK TRUST COMPANY COLLECTIVE INVESTMENT INVEST	2.146	0	2.146
**C JOHN HANCOCK MULTIFACTOR DEVELOPED INTERNATIONAL EQUITY	36.134	0	36.134
**C SCHWAB INTERNATIONAL EQUITY ETF	873.529	0	873.529
**D HC CAPITAL TRUST THE INVESTMENT GLOBAL INTERNATIONAL EQUITY PORTFOLIO	32.693	0	32.693
**D HC CAPITAL TRUST THE ESG GROWTH PORTFOLIO	1.625	0	1.625
**D HC CAPITAL TRUST THE GROWTH SBI GROWTH PORTFOLIO	344	0	344
**D ARMWIG LLC	636	0	636
**D THE METHODIST HOSPITAL	34.431	0	34.431
**D KAISER FOUNDATION HOSPITALS	17.383	0	17.383
**D KAISER PERMANENTE GROUP TRUST	24.789	0	24.789
**D VANGUARD DEVELOPED HARKEN'S INDEX FUND	4.418.861	0	4.418.861
**D TEBELLER'S RETIREMENT SYSTEM OF THE STATE OF ILLINOIS	217.620	0	217.620
**D SGT GLOB ADV TAN EXEMPT RETIREMENT PLANS	2.419.043	0	2.419.043
**C STATE STREET TOTAL RETURN VLS FUND	6.209	0	6.209
**C VANGUARD FUNDICARY TRUST COMPANY DEVELOPED MARKETS INDEX TRUST	21.639	0	21.639
**C VANGUARD TOTAL WORLD STOCK INDEX FUND	292.769	0	292.769
**C ACIFIC TRUST TRV	30.502	0	30.502
**D SBI MSCI ELABOR SCREENED INDEX NONPENDING COMMON TRUST FUND	20.264	0	20.264
**C SBI MSCI ADV EX USA THE SCREENED NON-ENL NO COMMON TRUST FUND	19.098	0	19.098
**C US FUND MANAGEMENT (UNITED STATES) AS ON BEHALF OF JURICE INVESTMENT INSTITUTIONAL FUNDS	569.859	0	569.859
**C FUNDAMENTAL RETIREMENT "BENEFITARY ANNUITY COMPANY	22.809	0	22.809
**D WASHINGTON MANAGEMENT FUNDS (IRELAND) PLC	214.291	0	214.291
**D WASHINGTON MANAGEMENT "INSTITUTIONAL EQUITY INDEX FUND FUND	22.336	0	22.336
**D WASHINGTON MANAGEMENT "SMALL CAP FUND AS ON BEHALF OF JURICE INVESTMENT INSTITUTIONAL FUNDS	29.324	0	29.324
**D NEW YORK STATE "HARKEN'S RETIREMENT SYSTEM	945.034	0	945.034
**D BURNING WIND AND TRUST FUND	105.555	0	105.555
**D WASHINGTON STATE INVESTMENT BOARD	39.841	0	39.841
**D WASHINGTON STATE INVESTMENT BOARD	152.366	0	152.366
**D WASHINGTON STATE INVESTMENT BOARD	4.220	0	4.220
**D WASHINGTON STATE INVESTMENT BOARD	70.314	0	70.314



Azionisti: 1.647 Teste: 1.647  
 Azionisti in proprio: 0 Azionisti in delega: 1.647

1 DUE delega alla persona designata dal delegante con il numero della scheda magnetica  
 \*\*D delega alla persona designata dal delegante con il numero della scheda magnetica (operazione effettuata alla postazione assistita)  
 SI: rappresentanza legale alla persona fisica sopra indicata con il numero della scheda magnetica

## LISTA ESITO DELLE VOTAZIONI

## Oggetto: 3. Relazione sulla politica in materia di remunerazione 2022

## FAVOREVOLI

Comione	Tot. Voti	Proprilo	Delega
**3 VALIC COMPANY INTERNATIONAL OPPORTUNITIES FUND	35.300	0	32.303
**3 CANADIAN GROUP GLOBAL FUND (CANADA)	3.678.000	0	3.678.000
**3 PAV PROFORM SMALL CAP EQUITY L.P.	33.386	0	10.386
**3 AXA INVESTMENT MANAGEMENT/CONSCIOUS EQUITY ONE	59.466	0	59.466
**3 WBS INVESTMENT CREW FOR DEARFORES ESG	7.250	0	7.250
**3 VANGUARD FISE DEVELOPED EMERGE ACT CAP INDEX FIF	8.208	0	8.208
**3 US (L3) RTF PIC SAF 500 ESG DOLOS EIT (EMERLITF)	46.727	0	46.727
**3 EWS INVESTMENT GROUP FOR DEARFORES TO EQ	15.639	0	15.639
**3 TEACHER RETIREMENT SYSTEM OF TEXAS	3.94	0	3.94
**3 CALIFORNIA SGLS CREDITORS' RETIREMENT SYSTEM	3.996.872	0	3.998.872
**3 TENNESSEE CONSOLIDATED RETIREMENT SYSTEM	636.471	0	436.471
**3 PUBLIC EMPLOYEES' LONG TERM CARE FUND	2.070.000	0	2.070.000
**3 GER DAVIS BRACH FUND FOR RECREATION	5.286	0	5.286
**3 SCOTCH STREET FUND/AM LALY TRUST	45.100	0	45.100
**3 S&P 500 LIFE SURGE FUND/UNITED COMPANY	336.937	0	236.937
**3 S&P 500 LIFE SURGE FUND/UNITED COMPANY	62.762	0	62.762
**3 STATE OF CONNECTICUT RETIREMENT PLANS TRUST FUNDS	87.839	0	87.839
**3 THE BANK OF AMERICA	81.171	0	81.171
**3 BALLBLANCHING POSTSECONDARY EDUCATION FUND	362	0	362
**3 SCOTIA DIVERSIFIED BALANCED FUND	35.948	0	36.948
**3 SOUTH AFRICAN INFRASTRUCTURE FUND	1.076	0	1.076
**3 S&P 500 MSCI ADIC EX USA -MURK NOT TRADING DAILY TRUST	3.676	0	3.676
**3 LONG TERM SPECIAL ADMINISTRATIVE REGION GOVERNMENT/COMPANIES FUND	2.470	0	2.470
**3 RUSSELL INVESTMENTS INTERNATIONAL FUNDS LLC GLOBAL EQUITY PLUS	3.659	0	3.659
**3 RUSSELL INVESTMENTS INTERNATIONAL FUNDS LLC GLOBAL EQUITY PLUS	25.921	0	25.921
**3 RUSSELL INVESTMENTS ESG GLOBAL EQUITY FUND	349	0	349
**3 RUSSELL INVESTMENTS INSTITUTIONAL FUNDS LLC INTERNATIONAL EQUITY	39.227	0	39.227
**3 GLOBAL INVESTMENT ALLOCATION FUND	48.103	0	48.103
**3 RUSSELL CANADIAN DIVIDEND FUND	4.973	0	4.973
**3 RUSSELL FUNDISED GLOBAL EQUITY	2.560	0	2.560
**3 RUSSELL GLOBAL EQUITY FUND	11.457	0	11.457
**3 TRIVENT GLOBAL STOCK FUND	90.279	0	90.279
**3 TRIVENT GLOBAL STOCK FUND/PORTFOLIO	28.398	0	28.398
**3 TRIVENT COIN INTERNATIONAL EQUITY FUND	38.045	0	38.045
**3 TRIVENT INTERNATIONAL INDEX PORTFOLIO	5.866	0	5.866
**3 DWS INVESTING G&PI FOR DEARFORES PDC L&Q	1.154	0	1.154
**3 DWS INVESTING G&PI FOR DEARFORES PDC L&Q	3.220	0	3.220
**3 DWS INVESTING G&PI FOR DEARFORES PDC L&Q	90.608	0	90.608
**3 TRIVENT INTERNATIONAL ALLOCATION PORTFOLIO	864	0	864
**3 PRINCIPAL EXCHANGE TRADER FUNDS/PRINCIPAL INTERNATIONAL ADAPTIVE MULTI FACTOR ETF	2.609	0	2.609
**3 PRINCIPAL EXCHANGE TRADER FUNDS/PRINCIPAL INTERNATIONAL ADAPTIVE MULTI FACTOR ETF	24.693	0	24.693
**3 ALASKA COMMON TRUST FUND	1.766	0	1.766
**3 DWS INVESTMENT CREW FOR DEARFORES HOSPITALITY	290.280	0	290.280
**3 CURE OF NEW YORK GROUP TRUST	3.743	0	3.743
**3 COSMOPOLITAN INVESTMENT FUND	124.541	0	124.541
**3 FIDELITY INTERNATIONAL HIGH QUALITY INDEX FIF	338.396	0	338.396
**3 STATE OF NEW JERSEY COMMON PENSION FUND D	8.156	0	8.156
**3 NEW YORK STATE DEFENSIVE COMPENSATION FUND	39.684	0	39.684
**3 JPMORGAN GLOBAL SMALL CAP EQUITY FUND	2.257	0	2.257
**3 JPMORGAN GLOBAL SMALL CAP EQUITY FUND	32.881	0	32.881
**3 RUSSELL INVESTMENTS COMMON CONTRACTUAL FUND	28.847	0	28.847
**3 APLIS INTERNATIONAL EQUITY FUND	5.361	0	5.361
**3 TALCOTT RESOLUTION LIFE INSURANCE COMPANY	5.361	0	5.361

Pagina 34

1 Delt delega alla persona fisica sopra indicata con il numero della scheda magnetica  
 1.647 \*\*D delega alla persona fisica sopra indicata con il numero della scheda magnetica (superiore all'ultima alla posizione assistita)  
 R: le rappresentanze delle persone fisiche sopra indicate con il numero della scheda magnetica

Azionisti: 1.647 Teste:  
 Azionisti in proprio: 0 Azionisti in delega:

**Oggetto: 3. Relazione sulla politica in materia di remunerazione 2022**

பெயர்

Pagina 15  
 \*\*\* delega alla persona: l'età, prima e senza che il mondo della scuola magnetica  
 \*\* delega alla persona: l'età, prima e senza che il mondo della scuola magnetica  
 RT: rappresentanza legale alla persona: l'età, prima e senza che il mondo della scuola magnetica



## LISTA ESITO DELLE VOTAZIONI.

## Oggetto: 3. Relazione sulla politica in materia di remunerazione 2022

## FAVOREVOLI

Cognome	Tot. Voti	Proprio	Delega
**D MUCI LAET "INTERNATIONAL INDEX FUND	4.266	0	4.266
**D TRANSNATIONAL INTERNATIONAL EQUITY INDEX VE	2.872	0	2.872
**D ENL YELLOW MGT ROPID INDEX FUND	4.104	0	4.104
**C TEMPREME BALANCED GROWTH PORTFOLIO	11.629	0	11.629
**C FENCERIE EQUITY GROWTH PORTFOLIO	12.606	0	12.606
**C FIRST CIRCLE OF GEARING SOCIETIES	738	0	738
**D TRANSNATIONAL MORAN STANLEY GLOBAL ALLOCATION VE	1.841	0	1.841
**D WILLIAM BLAIR INVESTMENTS INTERNATIONAL GROWTH FUND	257.635	0	257.635
**D WILLIAM BLAIR INVESTMENTS INTERNATIONAL GROWTH FUND	216.564	0	216.564
**D WILLIAM BLAIR INVESTMENTS INTERNATIONAL GROWTH FUND	1.442	0	1.442
**D WILLIAM BLAIR INVESTMENTS INTERNATIONAL GROWTH FUND	5.684	0	5.684
**D WILLIAM BLAIR INVESTMENTS INTERNATIONAL GROWTH FUND	6.139	0	6.139
**D WILLIAM BLAIR INVESTMENTS INTERNATIONAL GROWTH FUND	362	0	362
**D WILLIAM BLAIR INVESTMENTS INTERNATIONAL GROWTH FUND	477.804	0	477.804
**D WILLIAM BLAIR INVESTMENTS INTERNATIONAL GROWTH FUND	893.000	0	893.000
**D WILLIAM BLAIR INVESTMENTS INTERNATIONAL GROWTH FUND	134.386	0	134.386
**D WILLIAM BLAIR INVESTMENTS INTERNATIONAL GROWTH FUND	34.978	0	34.978
**D WILLIAM BLAIR INVESTMENTS INTERNATIONAL GROWTH FUND	320.957	0	320.957
**D WILLIAM BLAIR INVESTMENTS INTERNATIONAL GROWTH FUND	357.549	0	357.549
**D WILLIAM BLAIR INVESTMENTS INTERNATIONAL GROWTH FUND	6.366	0	6.366
**D WILLIAM BLAIR INVESTMENTS INTERNATIONAL GROWTH FUND	1.211.135	0	1.211.135
**D WILLIAM BLAIR INVESTMENTS INTERNATIONAL GROWTH FUND	2.977.000	0	2.977.000
**D WILLIAM BLAIR INVESTMENTS INTERNATIONAL GROWTH FUND	79.043	0	79.043
**D WILLIAM BLAIR INVESTMENTS INTERNATIONAL GROWTH FUND	355.900	0	355.900
**D WILLIAM BLAIR INVESTMENTS INTERNATIONAL GROWTH FUND	102.480	0	102.480
**D WILLIAM BLAIR INVESTMENTS INTERNATIONAL GROWTH FUND	68.295	0	68.295
**D WILLIAM BLAIR INVESTMENTS INTERNATIONAL GROWTH FUND	7.812	0	7.812
**D WILLIAM BLAIR INVESTMENTS INTERNATIONAL GROWTH FUND	9.922	0	9.922
**D WILLIAM BLAIR INVESTMENTS INTERNATIONAL GROWTH FUND	4.349	0	4.349
**D WILLIAM BLAIR INVESTMENTS INTERNATIONAL GROWTH FUND	20.932	0	20.932
**D WILLIAM BLAIR INVESTMENTS INTERNATIONAL GROWTH FUND	13.985	0	13.985
**D WILLIAM BLAIR INVESTMENTS INTERNATIONAL GROWTH FUND	5.245	0	5.245
**D WILLIAM BLAIR INVESTMENTS INTERNATIONAL GROWTH FUND	5.060	0	5.060
**D WILLIAM BLAIR INVESTMENTS INTERNATIONAL GROWTH FUND	242	0	242
**D WILLIAM BLAIR INVESTMENTS INTERNATIONAL GROWTH FUND	1.216	0	1.216
**D WILLIAM BLAIR INVESTMENTS INTERNATIONAL GROWTH FUND	1.887	0	1.887
**D WILLIAM BLAIR INVESTMENTS INTERNATIONAL GROWTH FUND	29.651	0	29.651
**D WILLIAM BLAIR INVESTMENTS INTERNATIONAL GROWTH FUND	17.610	0	17.610
**D WILLIAM BLAIR INVESTMENTS INTERNATIONAL GROWTH FUND	10.438	0	10.438
**D WILLIAM BLAIR INVESTMENTS INTERNATIONAL GROWTH FUND	6.087	0	6.087
**D WILLIAM BLAIR INVESTMENTS INTERNATIONAL GROWTH FUND	52.099	0	52.099
**D WILLIAM BLAIR INVESTMENTS INTERNATIONAL GROWTH FUND	24.111	0	24.111
**D WILLIAM BLAIR INVESTMENTS INTERNATIONAL GROWTH FUND	436.778	0	436.778
**D WILLIAM BLAIR INVESTMENTS INTERNATIONAL GROWTH FUND	3.724	0	3.724
**D WILLIAM BLAIR INVESTMENTS INTERNATIONAL GROWTH FUND	29.288	0	29.288
**D WILLIAM BLAIR INVESTMENTS INTERNATIONAL GROWTH FUND	369.069	0	369.069
**D WILLIAM BLAIR INVESTMENTS INTERNATIONAL GROWTH FUND	4.632	0	4.632
**D WILLIAM BLAIR INVESTMENTS INTERNATIONAL GROWTH FUND	62.412	0	62.412
**D WILLIAM BLAIR INVESTMENTS INTERNATIONAL GROWTH FUND	770.183	0	770.183
**D WILLIAM BLAIR INVESTMENTS INTERNATIONAL GROWTH FUND	10.759	0	10.759
**D WILLIAM BLAIR INVESTMENTS INTERNATIONAL GROWTH FUND	1.015	0	1.015
**D WILLIAM BLAIR INVESTMENTS INTERNATIONAL GROWTH FUND	11.500	0	11.500

Pagina 36

DE- delega alla persona fisica sopra indicata con il numero della scheda elettorale  
 \*\*D delega alla persona fisica sopra indicata con il numero della scheda elettorale (votazione effettuata da una persona fisica)  
 R. rappresentanza legale alla persona fisica sopra indicata con il numero della scheda elettorale

Azionisti: 1.647  
 Azionisti in proprio: 0  
 Azionisti in delega: 1.647  
 Totale: 1.647

## LISTA ESITO DELLE VOTAZIONI

Oggetto: 3. Relazione sulla politica in materia di remunerazione 2022

## FAVOREVOLI

Cognome	Voti	Voti	Prorio	Delega
**D CITY UNIVERSITY OF NEW YORK	867	0	0	867
**D INUS 1 23 GLOBAL DYNAMIC ALLOCATION PORTFOLIO	34.008	0	0	34.008
**D THE CATIVE INVESTORS FUND	96.400	0	0	96.400
**D CARANTIST INC. RETIREMENT PLANTRUST	64.000	0	0	64.000
**D CDS (US) GROUP TRUST	45.006	0	0	45.006
**D SLEMORE XXI BANORTE BASICA 80 SA DE C.V.	114.979	0	0	114.979
**D SLEMORE XXI BANORTE BASICA 85 SA DE C.V.	85.061	0	0	85.061
**D SLEMORE XXI BANORTE BASICA 90 SA DE C.V.	18.030	0	0	18.030
**D SLEMORE XXI BANORTE BASICA 95 SA DE C.V.	77.808	0	0	77.808
**D SLEMORE XXI BANORTE BASICA 99 SA DE C.V.	100.804	0	0	100.804
**D SLEMORE XXI BANORTE BASICA 70 SA DE C.V.	131.332	0	0	131.332
**D SLEMORE XXI BANORTE BASICA 75 SA DE C.V.	110.384	0	0	110.384
**D THE NATI DENSEY COMPANY RETIREMENT PLAN MASTER TRUST	15.084	0	0	15.084
**D UNO HCOL LOGOP QUALITY LOGOP TO USF ETF	4.486	0	0	4.486
**D UNITED TECHNOLOGIES CORPORATION EMPLOYEE SAVINGS PLAN MASTER TRUST	151.651	0	0	151.651
**D SEAR CREEK INC	9.322	0	0	9.322
**D MTRC FRANK RUSSELL TRVS JAPAN LIMITED INT EQUITY FUND	4.698	0	0	4.698
**D AOE GIGAAL DEFENSIVE EQUITY FUND LP	13.396	0	0	13.396
**D AMERICAN BUREAU OF SHIPPING	350	0	0	350
**D AMERICAN CENTURY LIFE TRUST ADVANTAGE INTERNATIONAL EQUITY FUND	42.330	0	0	42.330
**D AMERICAN CENTURY LIFE TRUST ADVANTAGE INTERNATIONAL EQUITY FUND	1.755	0	0	1.755
**D MATS NBLI KOSJAL INDEX MCHLS FUND	10.547	0	0	10.547
**D AMERICAN CENTURY LIFE TRUST ADVANTAGE INTERNATIONAL EQUITY FUND	64	0	0	64
**D THE NATI DENSEY COMPANY RETIREMENT PLAN MASTER TRUST	111.474	0	0	111.474
**D JAM NATIONAL PENSION FUND	41.800	0	0	41.800
**D RUSSELL INVESTMENT COMPANY INTERNATIONAL DEVELOPED MANAGERS FUND	92.975	0	0	92.975
**D RUSSELL INVESTMENT COMPANY GLOBAL EQUITY FUND	16.981	0	0	16.981
**D COLLEGE RETIREMENT EQUITIES FUND	1.000.568	0	0	1.000.568
**D CHARLES THOMPSON FUNDITY INDEX FUND	866.074	0	0	866.074
**D BOK SECOURS KERRY HEALTH	56.111	0	0	56.111
**D BOK SECOURS KERRY HEALTH	73.059	0	0	73.059
**D TRUST II BRILLIE GILFORD INTERNATIONAL STOCK PORTFOLIO	1.170.661	0	0	1.170.661
**D BRIGHTEHOUSE FUNDS TRUST II VENTURES MGT. ERF. TRDER PORTFOLIO	42.666	0	0	42.666
**D VALIC COMPANY I INTERNATIONAL EQUITIES FUND	56.242	0	0	56.242
**D SLACK OF ALABAMA	225.708	0	0	225.708
**D RUSSELL INVESTMENT FUND INTERNATIONAL DEVELOPED MANAGERS FUND	10.735	0	0	10.735
**D FRANK RUSSELL INVESTMENT CO II FUND	32.806	0	0	32.806
**D SPDR RUSSELL 2000 FUND	1.508	0	0	1.508
**D SPDR PORTFOLIO DEVELOPED WORLD FUND	213.053	0	0	213.053
**D MORGAN STANLEY INSTITUTIONAL FUND INVEST GLOBAL STRATEGIST PORTFOLIO	2.904	0	0	2.904
**D MORGAN STANLEY VANTAGE INSURANCE FUND INC. GLOBAL STRATEGIST PORTFOLIO	561	0	0	561
**D MRCY HEALTH RETIREMENT TRUST	6.976	0	0	6.976
**D TRUIX INITIATIVE FOUNDATION	6.321	0	0	6.321
**D SPDR PORTFOLIO EUROPE ETF	10.615	0	0	10.615
**D SSE MSCI ITALY INDEX SECURITIZING COMMON TRUST FUND	457.708	0	0	457.708
**D RSR COMMINGLED ENDOWMENT FUND II	25.117	0	0	25.117
**D R INTERNATIONAL EQUITY FUND	2.559	0	0	2.559
**D PEOPLE'S BANK OF CHINA	496.969	0	0	496.969
**D PEOPLE'S BANK OF CHINA	71.722	0	0	71.722
**D PEOPLE'S BANK OF CHINA	944.434	0	0	944.434
**D MANDY ONE GLOBAL STRATEGY FUND	605.027	0	0	605.027
**D MANDY ONE GLOBAL SOLUTIONS	507.308	0	0	507.308



Pagina 37

1. Delega alla persona fisica sopra indicata con il numero della scheda magnetica  
 2. Delega alla persona fisica sopra indicata con il numero della scheda magnetica (volontarie affidate alla persona sopra indicata)  
 3. Delega alla persona fisica sopra indicata con il numero della scheda magnetica

Azionisti: 1.647 Teste: 1.647  
 Azionisti in proprio: 0 Azionisti in delega: 1.647

## LISTA PSITO DELLE VOTAZIONE

Oggetto: 3. Relazione sulla politica in materia di remunerazione 2022

## FAVOREVOLI

Cognome	Tot. Voti	Proprio	Delega
*** MACKENZIE GLOBAL EMERGING IMPACT ETF	793	0	793
*** CLSC REGIONAL PLAY TRUST FUND	3.445	0	3.445
*** CMC ROYAL TRST FOR THE ADVANCEMENT OF LEARNING MCKILL UNIVERSITY	29.100	0	29.100
*** COHEN INTERNATIONAL GROWTH	181.305	0	181.305
*** COUNSEL DEFENSIVE GLOBAL EQUITY	2.092	0	2.092
*** IRGO ELECTRIC VEHICLES TRUST	104.827	0	104.827
*** IC RACHENBERG EUROPEAN MID CAP EQUITY FUND	23.564	0	23.564
*** WILMINGTON TR GLOBAL EQUITY HEDGE FUND	13.599	0	13.599
*** IC RACHENBERG EUROPEAN MID CAP EQUITY CLASS	3.573	0	3.573
*** JESSIEFON GLOBAL SMALL CAP EQUITY FUND LP	4.345	0	4.345
*** SUSTAINABILITY VOTABILITY FUND	13.664	0	13.664
*** MCKENZIE GLOBAL LEADERSHIP IMPACT FUND	707	0	707
*** MCKENZIE EUROPEAN SMALL MIDCAP FUND	287.176	0	287.176
*** MCKILL UNIVERSITY FUND ON FUND	14.828	0	14.828
*** MCKENZIE INTERNATIONAL EQUITY INDEX ETF	11.805	0	11.805
*** CO & L INTERNATIONAL EQUITY FUND	13.803	0	13.803
*** CAL GLOBAL EQUITY FUND	19.042	0	19.042
*** CAL O GROWTH GLOBAL EQUITY FUND	7.760	0	7.760
*** FOWALD INTERNATIONAL EMERGING FUND	137.407	0	137.407
*** EROCA INTERNATIONAL EQUITY FUND	511.597	0	511.597
*** EROCA GLOBAL EQUITY FUND	2.159.492	0	2.159.492
*** TO EUROPEAN INDEX FUND	3.823	0	3.823
*** TO INTERNATIONAL EQUITY INDEX ETF	28.740	0	28.740
*** TO ACTIVE GLOBAL EQUITY GROWTH ETF	5.572	0	5.572
*** TO MONTAGNE RSC INTERNATIONAL EQUITY INDEX ETF	591	0	591
*** IMPERIAL INTERNATIONAL EQUITY TRUST	24.813	0	24.813
*** MINWIST REEF REEF INDEX FOR LENDING FUND FOR EXCEPT ORG.	23.408	0	23.408
*** CLUC INTERNATIONAL INDEX FUND	36.140	0	36.140
*** CTRC EUROPEAN INDEX FUND	3.707	0	3.707
*** CLUC FOLIO INTERNATIONAL EQUITY INDEX FUND	1.004	0	1.004
*** CLUC INTERNATIONAL EQUITY TRUST	471	0	471
*** FIDUCIE GLOBALE LA SOCIETE DESERVOIR A. MONTREAL	51.523	0	51.523
*** REFIN DE REVENUS DU ROYERMENT DESORDAS	2.247	0	2.247
*** DESERVOIR GLOBAL SMALL CAP EQUITY FUND	191.326	0	191.326
*** ABBEY INVESTMENT MANAGEMENT CORPORATION	62.423	0	62.423
*** STATE STREET CCS	9.081	0	9.081

Totale voti 434.617.995

Percentuale votanti % 91,376077

Percentuale Capitale % 71,234855

Azionisti:

Azionisti in proprio:

1.647

0

Teste:

Azionisti in delega:

1.647

Pagina 38

DES delega alla persona fisica sopra indicata con il numero della scheda magnetica

\*\*\*D delega alla persona fisica sopra indicata con il numero della scheda magnetica (magnetica effluata alla postazione azionista)

RI, rappresentanza legale alla persona fisica sopra indicata con il numero della scheda magnetica

LISTA ESITO DELLE VOIAZIONE

Oggetto: 4. Relazione sui compensi corrisposti nell'esercizio 2021

CONTRARI

Cognome	Tit. Voti	Prezicio	Delega
1. COMPRESARE SPA RAFFA. DESIGNATO IN QUALITÀ DI SUDRIERATO 135-KOVIE (ST-FREVLAM) IN PERSONA DI ELIA RISTATO	0	0	0
**D BELLEUS EQUITIES NV	618.738	0	678.738
**D BELLEUS PENSION FUND HIGH EQUITIES	646.084	0	646.084
**D BELLEUS PENSION FUND LOW EQUITIES	87.825	0	87.825
**D BELLEUS PENSION FUND BALANCED PLUS	205.987	0	205.987
**D UN-VERSAL INVEST SICAV	542.929	0	542.929
**D USLEN PRIVATE BANK NV	243.091	0	243.091
**D EC RENT	4.621	0	4.621
**D SIEMENS-FONDS EUROPEAN-GENTLE	96.339	0	96.339
**D SIEMENS-FONDS EUROPEAN-GENTLE	2.695	0	2.695
**D CREDIT SUISSE INDEX FUND (LUX)	298.293	0	298.293
**D FONDS DE RESERVE POUR LES RETRAITES	142.827	0	142.827
**D VILFERS ACTIONS EUROPEAN-ASYA REL	82.030	0	82.030
**D CALSSE DES DEFORS ET CONSIGNATIONS	50.155	0	50.155
**D ECP BRATE ACTIONS EURO 1	325.000	0	325.000
**D CREDIT SUISSE PENSION FUND CREDIT SUISSE FUNDS AG	18.841	0	18.841
**D CREDIT SUISSE PENSION FUND CREDIT SUISSE FUNDS AG	8.536	0	8.536
**D CREDIT SUISSE PENSION FUND CREDIT SUISSE FUNDS AG	14.821	0	14.821
**D CREDIT SUISSE PENSION FUND CREDIT SUISSE FUNDS AG	3.821	0	3.821
**D CREDIT SUISSE PENSION FUND CREDIT SUISSE FUNDS AG	479.806	0	479.806
**D CREDIT SUISSE PENSION FUND CREDIT SUISSE FUNDS AG	170.192	0	170.192
**D CREDIT SUISSE PENSION FUND CREDIT SUISSE FUNDS AG	171.482	0	171.482
**D AVIVA INVESTORS PASSIVE FUNDS AGS - AL DEVELOPED WORLD EX UK EQUITY INDEX FUND	29.319	0	29.319
**D AVIVA INVESTORS PASSIVE FUNDS AGS - AL DEVELOPED WORLD EX UK EQUITY INDEX FUND	718.155	0	718.155
**D AVIVA INVESTORS PASSIVE FUNDS AGS - AL DEVELOPED WORLD EX UK EQUITY INDEX FUND	48.673	0	48.673
**D AVIVA INVESTORS PASSIVE FUNDS AGS - AL DEVELOPED WORLD EX UK EQUITY INDEX FUND	18.677	0	18.677
**D AVIVA INVESTORS PASSIVE FUNDS AGS - AL DEVELOPED WORLD EX UK EQUITY INDEX FUND	120.300	0	120.300
**D AVIVA INVESTORS PASSIVE FUNDS AGS - AL DEVELOPED WORLD EX UK EQUITY INDEX FUND	3.754	0	3.754
**D AVIVA INVESTORS PASSIVE FUNDS AGS - AL DEVELOPED WORLD EX UK EQUITY INDEX FUND	3.163	0	3.163
**D AVIVA INVESTORS PASSIVE FUNDS AGS - AL DEVELOPED WORLD EX UK EQUITY INDEX FUND	1.601	0	1.601
**D AVIVA INVESTORS PASSIVE FUNDS AGS - AL DEVELOPED WORLD EX UK EQUITY INDEX FUND	32.031	0	32.031
**D AVIVA INVESTORS PASSIVE FUNDS AGS - AL DEVELOPED WORLD EX UK EQUITY INDEX FUND	16.136	0	16.136
**D AVIVA INVESTORS PASSIVE FUNDS AGS - AL DEVELOPED WORLD EX UK EQUITY INDEX FUND	8.948	0	8.948
**D AVIVA INVESTORS PASSIVE FUNDS AGS - AL DEVELOPED WORLD EX UK EQUITY INDEX FUND	232.066	0	232.066
**D AVIVA INVESTORS PASSIVE FUNDS AGS - AL DEVELOPED WORLD EX UK EQUITY INDEX FUND	9.816	0	9.816
**D AVIVA INVESTORS PASSIVE FUNDS AGS - AL DEVELOPED WORLD EX UK EQUITY INDEX FUND	17.374	0	17.374
**D AVIVA INVESTORS PASSIVE FUNDS AGS - AL DEVELOPED WORLD EX UK EQUITY INDEX FUND	25.974	0	25.974
**D AVIVA INVESTORS PASSIVE FUNDS AGS - AL DEVELOPED WORLD EX UK EQUITY INDEX FUND	52.950	0	52.950
**D AVIVA INVESTORS PASSIVE FUNDS AGS - AL DEVELOPED WORLD EX UK EQUITY INDEX FUND	56.471	0	56.471
**D AVIVA INVESTORS PASSIVE FUNDS AGS - AL DEVELOPED WORLD EX UK EQUITY INDEX FUND	38.940	0	38.940
**D AVIVA INVESTORS PASSIVE FUNDS AGS - AL DEVELOPED WORLD EX UK EQUITY INDEX FUND	1.244	0	1.244
**D AVIVA INVESTORS PASSIVE FUNDS AGS - AL DEVELOPED WORLD EX UK EQUITY INDEX FUND	1.295	0	1.295
**D AVIVA INVESTORS PASSIVE FUNDS AGS - AL DEVELOPED WORLD EX UK EQUITY INDEX FUND	32.212	0	32.212
**D AVIVA INVESTORS PASSIVE FUNDS AGS - AL DEVELOPED WORLD EX UK EQUITY INDEX FUND	104.336	0	104.336
**D AVIVA INVESTORS PASSIVE FUNDS AGS - AL DEVELOPED WORLD EX UK EQUITY INDEX FUND	22.468	0	22.468



1. DER-derige alla persona fisica sopra indicata con l'importo della delega delegata  
\*\*D delega alla persona fisica sopra indicata con il numero della scheda delegata (vincente sfidatista alla posta/linea telefonica)  
R. rappresentanza legale alla persona fisica sopra indicata con il numero della scheda delegata

## LISTA ESITO DELLE VOTAZIONI

Oggetto: 4. Relazione sui componenti corrisposti nell'esercizio 2021

Cognome		Tot. Voti		Proprio		Delega	
**D CARLISSE CLAUDE FORTA MASTER RETIREMENT TRUST		31.344	0	31.344	0	31.344	0
**D AMERICAN FINANCIAL POWER SYSTEM RETIREE MEDICAL TRUST FOR CS S		11.246	0	11.246	0	11.246	0
**D RAFFAEL FORNBERGEN AP INVEST INTERNATIONAL ANTIER		77.351	0	77.351	0	77.351	0
**D GRANT OF SANTA CLARA		15.117	0	15.117	0	15.117	0
**D SLEBENS INVESTMENT GROUP		19.588	0	19.588	0	19.588	0
**D SLEBENS ESG EQUITIES		36.633	0	36.633	0	36.633	0
**D INTERNATIONAL BANK FOR RECONSTRUCTION AND DEVELOPMENT		4.037	0	4.037	0	4.037	0
**D STERNES ABSOLUTE RETURN		19.437	0	19.437	0	19.437	0
**D STERNES EUROINVEST ACTION		3.633	0	3.633	0	3.633	0
**D NATIONAL TRAPACTY AGREEMENT BANC		1.427	0	1.427	0	1.427	0
**D AS RIVER AND MARIANILS GLOBAL RECOVERY FUND		60.513	0	60.513	0	60.513	0
**D ALVIN AND MERVATILE GLOBAL HIGH ALPHA FUND		58.830	0	58.830	0	58.830	0
**D ASSET MANAGEMENT EXCHANGE TRUST CO		16.826	0	16.826	0	16.826	0
**D STOCKING BLUE SKY INVESTMENT ASSOCIATION		55.601	0	55.601	0	55.601	0
**D THE BOARD OF THE PENSION PROTECTION FUND BENEFICIARY		24.712	0	24.712	0	24.712	0
**D SCOUTING PERSONS VAN DE BETAALINGE AMER		232.238	0	232.238	0	232.238	0
**D COMMERCIAL GLOBAL INVESTMENT SECURITIES FUND		36.394	0	36.394	0	36.394	0
**D SAVILLE MENING INVEST		7.310	0	7.310	0	7.310	0
**D CITY OF LOS ANGELES FIRE AND POLICE PENSION PLAN		744.961	0	744.961	0	744.961	0
**D PUBLIC SECTOR PENSION INVESTMENT BOARD		171.608	0	171.608	0	171.608	0
**D LGPS CENTRAL AUTHORISED CONTRACTUAL SCHEME		86.100	0	86.100	0	86.100	0
**D MEADOWSIDE PENSION FUND		382.828	0	382.828	0	382.828	0
**D CREDIT SUISSE ASSET MANAGEMENT LTD OR BEALE OF CS HOLDING CO CREDIT SUISSE ASSET MANAGEMENT ENTWICKELUNG AG		149.274	0	149.274	0	149.274	0
**D CREDIT SUISSE ASSET MANAGEMENT LTD OR BEALE OF CS HOLDING CO CREDIT SUISSE ASSET MANAGEMENT ENTWICKELUNG AG		57.495	0	57.495	0	57.495	0
**D SCOUTING PERSONS VAN DE BETAALINGE AMER		36.530	0	36.530	0	36.530	0
**D SCOUTING PERSONS VAN DE BETAALINGE AMER		329.364	0	329.364	0	329.364	0
**D SCOUTING PERSONS VAN DE BETAALINGE AMER		56.708	0	56.708	0	56.708	0
**D SCOUTING PERSONS VAN DE BETAALINGE AMER		25.033	0	25.033	0	25.033	0
**D SCOUTING PERSONS VAN DE BETAALINGE AMER		7.634	0	7.634	0	7.634	0
**D SCOUTING PERSONS VAN DE BETAALINGE AMER		13.875	0	13.875	0	13.875	0
**D CREDIT SUISSE ASSET MANAGEMENT LTD OR BEALE OF CS HOLDING CO CREDIT SUISSE ASSET MANAGEMENT ENTWICKELUNG AG		89.867	0	89.867	0	89.867	0
**D CREDIT SUISSE ASSET MANAGEMENT LTD OR BEALE OF CS HOLDING CO CREDIT SUISSE ASSET MANAGEMENT ENTWICKELUNG AG		335.684	0	335.684	0	335.684	0
**D CREDIT SUISSE ASSET MANAGEMENT LTD OR BEALE OF CS HOLDING CO CREDIT SUISSE ASSET MANAGEMENT ENTWICKELUNG AG		1.027.971	0	1.027.971	0	1.027.971	0
**D CREDIT SUISSE ASSET MANAGEMENT LTD OR BEALE OF CS HOLDING CO CREDIT SUISSE ASSET MANAGEMENT ENTWICKELUNG AG		2.626	0	2.626	0	2.626	0
**D CREDIT SUISSE ASSET MANAGEMENT LTD OR BEALE OF CS HOLDING CO CREDIT SUISSE ASSET MANAGEMENT ENTWICKELUNG AG		180.945	0	180.945	0	180.945	0
**D CREDIT SUISSE ASSET MANAGEMENT LTD OR BEALE OF CS HOLDING CO CREDIT SUISSE ASSET MANAGEMENT ENTWICKELUNG AG		21.129	0	21.129	0	21.129	0
**D CREDIT SUISSE ASSET MANAGEMENT LTD OR BEALE OF CS HOLDING CO CREDIT SUISSE ASSET MANAGEMENT ENTWICKELUNG AG		2.044.055	0	2.044.055	0	2.044.055	0
**D CREDIT SUISSE ASSET MANAGEMENT LTD OR BEALE OF CS HOLDING CO CREDIT SUISSE ASSET MANAGEMENT ENTWICKELUNG AG		614.997	0	614.997	0	614.997	0
**D CREDIT SUISSE ASSET MANAGEMENT LTD OR BEALE OF CS HOLDING CO CREDIT SUISSE ASSET MANAGEMENT ENTWICKELUNG AG		313.161	0	313.161	0	313.161	0
**D CREDIT SUISSE ASSET MANAGEMENT LTD OR BEALE OF CS HOLDING CO CREDIT SUISSE ASSET MANAGEMENT ENTWICKELUNG AG		21.461	0	21.461	0	21.461	0
**D CREDIT SUISSE ASSET MANAGEMENT LTD OR BEALE OF CS HOLDING CO CREDIT SUISSE ASSET MANAGEMENT ENTWICKELUNG AG		2.652	0	2.652	0	2.652	0
**D CREDIT SUISSE ASSET MANAGEMENT LTD OR BEALE OF CS HOLDING CO CREDIT SUISSE ASSET MANAGEMENT ENTWICKELUNG AG		21.817	0	21.817	0	21.817	0
**D CREDIT SUISSE ASSET MANAGEMENT LTD OR BEALE OF CS HOLDING CO CREDIT SUISSE ASSET MANAGEMENT ENTWICKELUNG AG		50.117	0	50.117	0	50.117	0
**D CREDIT SUISSE ASSET MANAGEMENT LTD OR BEALE OF CS HOLDING CO CREDIT SUISSE ASSET MANAGEMENT ENTWICKELUNG AG		31.573	0	31.573	0	31.573	0
**D CREDIT SUISSE ASSET MANAGEMENT LTD OR BEALE OF CS HOLDING CO CREDIT SUISSE ASSET MANAGEMENT ENTWICKELUNG AG		142.430	0	142.430	0	142.430	0
**D CREDIT SUISSE ASSET MANAGEMENT LTD OR BEALE OF CS HOLDING CO CREDIT SUISSE ASSET MANAGEMENT ENTWICKELUNG AG		36.000	0	36.000	0	36.000	0
**D CREDIT SUISSE ASSET MANAGEMENT LTD OR BEALE OF CS HOLDING CO CREDIT SUISSE ASSET MANAGEMENT ENTWICKELUNG AG		29.530	0	29.530	0	29.530	0

Totale voti 14.779.539  
 Percentuale votanti % 3,107318  
 Percentuale Capitale % 2,422399

Aziendisti:  
 Azionisti in proprio:

98 Teste:  
 0 Azionisti in delega:

## Pagina 2

1 De" delega alla persona fisica sopra indicata con il numero delle schede magnetiche  
 98 De" delega alla persona fisica sopra indicata con il numero delle schede magnetiche (votazioni effettuate alla posta-banca assistita)  
 N.B. l'apposizione a "De" è alla colonna fisica sopra indicata con il numero della scheda magnetica

## LISTA ESITO DELLE VOIAZIONE

## Oggetto: 4. Relazione sui compensi corrisposti nell'esercizio 2021

## ASTENUTI

Colonna	Tot. voti	Proprio	Delega
1. COMPENSAZIONE SPA RAPPA, DESIGNATO IN QUALITÀ DI SUCCESSORE 135 MOVIES (ST. TREVISANI) IN PERSONA DI ELIA ALBERTO	0	0	0
**D CUSCODY BANK OF JAPAN, LTD. EG: STB ONE PARTIDAS EUROPE EQUITY INCOME AND GROWTH MOTIF FUND	3.082	0	3.082
**D CREDIT RISK TP SMID CAP EUROPE	142.174	0	142.174
**D CIP ASSUT SMID CAP EUROPE	15.759	0	15.759
**D MULTIFAR ACTIONS EUROPE RAS CARBONE	81.174	0	81.174
**D CREDIT RISK TP SMID CAP EUROPE	33.204	0	33.204
**D BNP PARIBAS FUNDS - EURO DIVERSIFIED EQUITY	126.599	0	126.599
**D BNP PARIBAS EASY - MSC EUROPE, SPANISH CAPS S&P 5-SERVICES 5 CAPS	355.000	0	355.000
**D BNP PARIBAS EQUITY - FOCUS ITALIA	67.452	0	67.452
**D MULTIFAR ACTIONS EUROPE RAS CARBONE	12.635	0	12.635
**D BNP PARIBAS EASY - MSC EUROPE EX CW	49.916	0	49.916
**D BNP PARIBAS ACTIONS EASY - SR	340.344	0	340.344
**D BNP PARIBAS ACTIONS EASY - SR	301.019	0	301.019
**D BNP PARIBAS ACTIONS EASY - SR	153.224	0	153.224
**D BNP PARIBAS ACTIONS ENTREPRENEURS	231.492	0	231.492
**D BNP PARIBAS ACTIONS ENTREPRENEURS	531.796	0	531.796
**D BNP PARIBAS FUNDS - EURO MID CAP	56.990	0	56.990
**D ABER ACTIONS ENTREPRENEURS	46.373	0	46.373
**D ARTEPR - OTTIVENDO FUND 1	3.820	0	3.820
**D AMBELL - SYDORRE EURO EQUITY GROWTH	136.036	0	136.036
**D AMBELL - BLACKROCK EURO EQUITY	69.113	0	69.113
**D ARTEPR - OTTIVENDO FUND 1	10.189	0	10.189
**D BNP PARIBAS MLCAP EURO	83.320	0	83.320
**D DRIPE 5-FUND EQUITY EUROPE	243.876	0	243.876
**D G.A. FUND 3 - WORLD EQUITIES	8.605	0	8.605
**D BNP PARIBAS FUNDS - SUSTAINABLE EURO LOW VOL EQUITY	110.262	0	110.262
**D G.A. FUND 3 - WORLD EQUITIES	14.408	0	14.408
**D BNP PARIBAS R PENSION SUSTAINABLE BALANCED	559.412	0	559.412
**D BNP PARIBAS R PENSION SUSTAINABLE STABILITY	33.695	0	33.695
**D METROFONTE R PENSION SUSTAINABLE GROWTH	142.029	0	142.029
**D BNP PARIBAS FUNDS - SUSTAINABLE EURO EQUITY	82.167	0	82.167
**D CIBER QUANT - EQUITY EUROZONE L'ACTION DELEGATE	142.428	0	142.428
**D BNP PARIBAS R PENSION SUSTAINABLE GROWTH	107.061	0	107.061
**D BNP PARIBAS FUNDS - SUSTAINABLE EURO EQUITY	204.661	0	204.661
**D JCF CAP-MID EUROPE	30.000	0	30.000
**D COTI FUND FRANCE C	6.800	0	6.800

Totale voti 5.016.005  
 Percentuale votanti % 1.054.588  
 Percentuale Capitale % 0.822134

Azionisti:

Azionisti in proprio:

35

0

Azionisti in delega:

Pagina 3

DE delega alla persona fisica sopra indicata con il numero di delega

DE delega alla persona fisica sopra indicata con il numero di delega (sezione afferente alla posizione assunta)

DE delega alla persona fisica sopra indicata con il numero di delega (sezione afferente alla posizione assunta)



Handwritten signature and date: 28/04/2022

## LISTA ESITO DELLE VOTAZIONI

Oggetto: 4. Relazione sui compensi corrisposti nell'esercizio 2021

Cognome		Tot. Voti		Proprio		Delega	
Totale voti		0					
Percentuale votanti %		0,000000					
Percentuale Capitale %		0,000000					

## NON VOTANTI

Azionisti: 0 Teste: 0  
Azionisti in proprio: 0 Azionisti in delega: 0

Pagina 4

Delega alla sezione fisica sopra indicata con il numero della scheda magnetica  
Delega alla persona fisica sopra indicata con il numero della scheda magnetica (sezione effluvia alla postazione assenti)  
Rit. rappresentanza legale alla persona fisica sopra indicata con il numero della scheda magnetica

## LISTA ESITO DELL'E. VOTAZIONE

## Oggetto: 4. Relazione sui compensi corrisposti nell'esercizio 2021

## FAVOREVOLI

Cognome	Tot. Voti	Proprio	Delega
COFFINERSE SPA RACER, DESIGNATO IN QUALITÀ DI SUBDELEGATO 25 NOVEMBRE 1971, PREVISAN, IN PERSONA DI ELIA ALBERGO	0	0	0
COFFINERSE SPA RACER, DESIGNATO IN QUALITÀ DI SUBDELEGATO 25 NOVEMBRE 1971, PREVISAN, IN PERSONA DI ELIA ALBERGO	97.502	0	87.492
COFFINERSE SPA RACER, DESIGNATO IN QUALITÀ DI SUBDELEGATO 25 NOVEMBRE 1971, PREVISAN, IN PERSONA DI ELIA ALBERGO	9.000	0	9.000
COFFINERSE SPA RACER, DESIGNATO IN QUALITÀ DI SUBDELEGATO 25 NOVEMBRE 1971, PREVISAN, IN PERSONA DI ELIA ALBERGO	860.000	0	860.000
COFFINERSE SPA RACER, DESIGNATO IN QUALITÀ DI SUBDELEGATO 25 NOVEMBRE 1971, PREVISAN, IN PERSONA DI ELIA ALBERGO	15.100	0	15.100
COFFINERSE SPA RACER, DESIGNATO IN QUALITÀ DI SUBDELEGATO 25 NOVEMBRE 1971, PREVISAN, IN PERSONA DI ELIA ALBERGO	10.900	0	10.900
COFFINERSE SPA RACER, DESIGNATO IN QUALITÀ DI SUBDELEGATO 25 NOVEMBRE 1971, PREVISAN, IN PERSONA DI ELIA ALBERGO	9.725	0	9.725
COFFINERSE SPA RACER, DESIGNATO IN QUALITÀ DI SUBDELEGATO 25 NOVEMBRE 1971, PREVISAN, IN PERSONA DI ELIA ALBERGO	2.792.200	0	2.792.200
COFFINERSE SPA RACER, DESIGNATO IN QUALITÀ DI SUBDELEGATO 25 NOVEMBRE 1971, PREVISAN, IN PERSONA DI ELIA ALBERGO	30.000	0	30.000
COFFINERSE SPA RACER, DESIGNATO IN QUALITÀ DI SUBDELEGATO 25 NOVEMBRE 1971, PREVISAN, IN PERSONA DI ELIA ALBERGO	156.054	0	156.054
COFFINERSE SPA RACER, DESIGNATO IN QUALITÀ DI SUBDELEGATO 25 NOVEMBRE 1971, PREVISAN, IN PERSONA DI ELIA ALBERGO	281.130	0	281.130
COFFINERSE SPA RACER, DESIGNATO IN QUALITÀ DI SUBDELEGATO 25 NOVEMBRE 1971, PREVISAN, IN PERSONA DI ELIA ALBERGO	21.008	0	21.008
COFFINERSE SPA RACER, DESIGNATO IN QUALITÀ DI SUBDELEGATO 25 NOVEMBRE 1971, PREVISAN, IN PERSONA DI ELIA ALBERGO	22.562	0	22.562
COFFINERSE SPA RACER, DESIGNATO IN QUALITÀ DI SUBDELEGATO 25 NOVEMBRE 1971, PREVISAN, IN PERSONA DI ELIA ALBERGO	41.337	0	41.337
COFFINERSE SPA RACER, DESIGNATO IN QUALITÀ DI SUBDELEGATO 25 NOVEMBRE 1971, PREVISAN, IN PERSONA DI ELIA ALBERGO	105.224	0	105.224
COFFINERSE SPA RACER, DESIGNATO IN QUALITÀ DI SUBDELEGATO 25 NOVEMBRE 1971, PREVISAN, IN PERSONA DI ELIA ALBERGO	7.641	0	7.641
COFFINERSE SPA RACER, DESIGNATO IN QUALITÀ DI SUBDELEGATO 25 NOVEMBRE 1971, PREVISAN, IN PERSONA DI ELIA ALBERGO	28.468	0	28.468
COFFINERSE SPA RACER, DESIGNATO IN QUALITÀ DI SUBDELEGATO 25 NOVEMBRE 1971, PREVISAN, IN PERSONA DI ELIA ALBERGO	3.645	0	3.645
COFFINERSE SPA RACER, DESIGNATO IN QUALITÀ DI SUBDELEGATO 25 NOVEMBRE 1971, PREVISAN, IN PERSONA DI ELIA ALBERGO	41.533	0	41.533
COFFINERSE SPA RACER, DESIGNATO IN QUALITÀ DI SUBDELEGATO 25 NOVEMBRE 1971, PREVISAN, IN PERSONA DI ELIA ALBERGO	7.140	0	7.140
COFFINERSE SPA RACER, DESIGNATO IN QUALITÀ DI SUBDELEGATO 25 NOVEMBRE 1971, PREVISAN, IN PERSONA DI ELIA ALBERGO	46.090	0	46.090
COFFINERSE SPA RACER, DESIGNATO IN QUALITÀ DI SUBDELEGATO 25 NOVEMBRE 1971, PREVISAN, IN PERSONA DI ELIA ALBERGO	18.421	0	18.421
COFFINERSE SPA RACER, DESIGNATO IN QUALITÀ DI SUBDELEGATO 25 NOVEMBRE 1971, PREVISAN, IN PERSONA DI ELIA ALBERGO	2.225	0	2.225
COFFINERSE SPA RACER, DESIGNATO IN QUALITÀ DI SUBDELEGATO 25 NOVEMBRE 1971, PREVISAN, IN PERSONA DI ELIA ALBERGO	7.367	0	7.367
COFFINERSE SPA RACER, DESIGNATO IN QUALITÀ DI SUBDELEGATO 25 NOVEMBRE 1971, PREVISAN, IN PERSONA DI ELIA ALBERGO	62.057	0	62.057
COFFINERSE SPA RACER, DESIGNATO IN QUALITÀ DI SUBDELEGATO 25 NOVEMBRE 1971, PREVISAN, IN PERSONA DI ELIA ALBERGO	2.765.594	0	2.765.594
COFFINERSE SPA RACER, DESIGNATO IN QUALITÀ DI SUBDELEGATO 25 NOVEMBRE 1971, PREVISAN, IN PERSONA DI ELIA ALBERGO	61.683	0	61.683
COFFINERSE SPA RACER, DESIGNATO IN QUALITÀ DI SUBDELEGATO 25 NOVEMBRE 1971, PREVISAN, IN PERSONA DI ELIA ALBERGO	102.726	0	102.726
COFFINERSE SPA RACER, DESIGNATO IN QUALITÀ DI SUBDELEGATO 25 NOVEMBRE 1971, PREVISAN, IN PERSONA DI ELIA ALBERGO	8.037	0	8.037
COFFINERSE SPA RACER, DESIGNATO IN QUALITÀ DI SUBDELEGATO 25 NOVEMBRE 1971, PREVISAN, IN PERSONA DI ELIA ALBERGO	3.257	0	3.257
COFFINERSE SPA RACER, DESIGNATO IN QUALITÀ DI SUBDELEGATO 25 NOVEMBRE 1971, PREVISAN, IN PERSONA DI ELIA ALBERGO	385	0	385
COFFINERSE SPA RACER, DESIGNATO IN QUALITÀ DI SUBDELEGATO 25 NOVEMBRE 1971, PREVISAN, IN PERSONA DI ELIA ALBERGO	246.589	0	246.589
COFFINERSE SPA RACER, DESIGNATO IN QUALITÀ DI SUBDELEGATO 25 NOVEMBRE 1971, PREVISAN, IN PERSONA DI ELIA ALBERGO	3.457	0	3.457
COFFINERSE SPA RACER, DESIGNATO IN QUALITÀ DI SUBDELEGATO 25 NOVEMBRE 1971, PREVISAN, IN PERSONA DI ELIA ALBERGO	25.268	0	25.268
COFFINERSE SPA RACER, DESIGNATO IN QUALITÀ DI SUBDELEGATO 25 NOVEMBRE 1971, PREVISAN, IN PERSONA DI ELIA ALBERGO	7.920	0	7.920
COFFINERSE SPA RACER, DESIGNATO IN QUALITÀ DI SUBDELEGATO 25 NOVEMBRE 1971, PREVISAN, IN PERSONA DI ELIA ALBERGO	14.125	0	14.125
COFFINERSE SPA RACER, DESIGNATO IN QUALITÀ DI SUBDELEGATO 25 NOVEMBRE 1971, PREVISAN, IN PERSONA DI ELIA ALBERGO	123.498	0	123.498
COFFINERSE SPA RACER, DESIGNATO IN QUALITÀ DI SUBDELEGATO 25 NOVEMBRE 1971, PREVISAN, IN PERSONA DI ELIA ALBERGO	1.123.367	0	1.123.367
COFFINERSE SPA RACER, DESIGNATO IN QUALITÀ DI SUBDELEGATO 25 NOVEMBRE 1971, PREVISAN, IN PERSONA DI ELIA ALBERGO	10.008	0	10.008
COFFINERSE SPA RACER, DESIGNATO IN QUALITÀ DI SUBDELEGATO 25 NOVEMBRE 1971, PREVISAN, IN PERSONA DI ELIA ALBERGO	419.426	0	419.426
COFFINERSE SPA RACER, DESIGNATO IN QUALITÀ DI SUBDELEGATO 25 NOVEMBRE 1971, PREVISAN, IN PERSONA DI ELIA ALBERGO	71.072	0	71.072
COFFINERSE SPA RACER, DESIGNATO IN QUALITÀ DI SUBDELEGATO 25 NOVEMBRE 1971, PREVISAN, IN PERSONA DI ELIA ALBERGO	609.955	0	609.955
COFFINERSE SPA RACER, DESIGNATO IN QUALITÀ DI SUBDELEGATO 25 NOVEMBRE 1971, PREVISAN, IN PERSONA DI ELIA ALBERGO	123.610	0	123.610
COFFINERSE SPA RACER, DESIGNATO IN QUALITÀ DI SUBDELEGATO 25 NOVEMBRE 1971, PREVISAN, IN PERSONA DI ELIA ALBERGO	110.035	0	110.035
COFFINERSE SPA RACER, DESIGNATO IN QUALITÀ DI SUBDELEGATO 25 NOVEMBRE 1971, PREVISAN, IN PERSONA DI ELIA ALBERGO	11.050	0	11.050
COFFINERSE SPA RACER, DESIGNATO IN QUALITÀ DI SUBDELEGATO 25 NOVEMBRE 1971, PREVISAN, IN PERSONA DI ELIA ALBERGO	2.161	0	2.161
COFFINERSE SPA RACER, DESIGNATO IN QUALITÀ DI SUBDELEGATO 25 NOVEMBRE 1971, PREVISAN, IN PERSONA DI ELIA ALBERGO	47.184	0	47.184
COFFINERSE SPA RACER, DESIGNATO IN QUALITÀ DI SUBDELEGATO 25 NOVEMBRE 1971, PREVISAN, IN PERSONA DI ELIA ALBERGO	287.941	0	287.941
COFFINERSE SPA RACER, DESIGNATO IN QUALITÀ DI SUBDELEGATO 25 NOVEMBRE 1971, PREVISAN, IN PERSONA DI ELIA ALBERGO	43.767	0	43.767
COFFINERSE SPA RACER, DESIGNATO IN QUALITÀ DI SUBDELEGATO 25 NOVEMBRE 1971, PREVISAN, IN PERSONA DI ELIA ALBERGO	4.121.229	0	4.121.229
COFFINERSE SPA RACER, DESIGNATO IN QUALITÀ DI SUBDELEGATO 25 NOVEMBRE 1971, PREVISAN, IN PERSONA DI ELIA ALBERGO	113.777	0	113.777
COFFINERSE SPA RACER, DESIGNATO IN QUALITÀ DI SUBDELEGATO 25 NOVEMBRE 1971, PREVISAN, IN PERSONA DI ELIA ALBERGO	61.936	0	61.936



Pagina 5

DE\* delega alla persona fisica sopra indicata con il numero della scheda magnetica

\*\*\*) delega alla persona fisica sopra indicata con il numero della scheda magnetica (votazione effettuata alla portazione assistita)

RI\* rappresenta, legale alla persona fisica sopra indicata con il numero della scheda magnetica

1.712 Tesi:

0 Azionisti in delega:

Azionisti:

Azionisti in proprio:

LISTA ESITO DELLE VOTAZIONI  
Oggetto: 4. Relazione sui compensi corrisposti nell'esercizio 2021

FAVOREVOLI

Cognome	TOT. Voti	Proprio	Delega
**D INVESTINGSCIENTIST NORDEA AMEN - DEPRIVITIVE AKILLA EL	121.969	0	121.969
**D TRIST SAVINGS PLAN	2.346.977	0	2.346.977
**D CONNECTION GENERAL LIFE INSURANCE COMPANY	11.359	0	11.359
**D ALLIANCE-FONDS ESPT	43.284	0	43.284
**D F. FOND FICOT GLOBAL ALLOCATION FUND, INC.	42.702	0	42.702
**D VANTAGEPOINT III MASTER COLLECTIVE INVESTMENT FUNDS TRUST	23.031	0	23.031
**D VANGUARD INTERNATIONAL SEASIDE SECURITIES EXCHANGE INDEX FUND	11.490	0	11.490
**D MULTI-MANAGER INTERNATIONAL EQUITY STRATEGIES FUND	800.670	0	800.670
**D SACT EQUITY INDEX FUND R - ITALY (AB-IT)	273.256	0	273.256
**D INVESTINGSCIENTIST NORDEA INVEST EUROPE ENHANCED EL	2.692	0	2.692
**D NEW PARADISE METZLER	415.000	0	415.000
**D NORDEA SUSTAINABLE SELECTION GROWTH FUND	1.118	0	1.118
**D NORDEA GLOBAL FUNDS	28.665	0	28.665
**D CUSTODY BANK OF JAPAN, LTD. AS TRUSTEE FOR JAPAN SCIENCE AND TECHNOLOGY AGENCY 6619-9922	13.075	0	13.075
**D T. KANE RICE FUNDS ORIC - CONTINENTAL ECONOMIC EQUITY FUND	3.701	0	3.701
**D VANGUARD PORTFOLIO - VANGUARD INTERNATIONAL CORP EQUITY FUND	1.382.340	0	1.382.340
**D VANGUARD PORTFOLIO - VANGUARD INTERNATIONAL CORP EQUITY FUND	32.053	0	32.053
**D VANGUARD PORTFOLIO - VANGUARD INTERNATIONAL CORP EQUITY FUND	34.668	0	34.668
**D VANGUARD PORTFOLIO - VANGUARD INTERNATIONAL CORP EQUITY FUND	10.876	0	10.876
**D VANGUARD PORTFOLIO - VANGUARD INTERNATIONAL CORP EQUITY FUND	31.636	0	31.636
**D VANGUARD PORTFOLIO - VANGUARD INTERNATIONAL CORP EQUITY FUND	316.100	0	316.100
**D VANGUARD PORTFOLIO - VANGUARD INTERNATIONAL CORP EQUITY FUND	3.559	0	3.559
**D VANGUARD PORTFOLIO - VANGUARD INTERNATIONAL CORP EQUITY FUND	437.700	0	437.700
**D VANGUARD PORTFOLIO - VANGUARD INTERNATIONAL CORP EQUITY FUND	46.127	0	46.127
**D VANGUARD PORTFOLIO - VANGUARD INTERNATIONAL CORP EQUITY FUND	23.587	0	23.587
**D VANGUARD PORTFOLIO - VANGUARD INTERNATIONAL CORP EQUITY FUND	14.806	0	14.806
**D VANGUARD PORTFOLIO - VANGUARD INTERNATIONAL CORP EQUITY FUND	2.350	0	2.350
**D VANGUARD PORTFOLIO - VANGUARD INTERNATIONAL CORP EQUITY FUND	6.731	0	6.731
**D VANGUARD PORTFOLIO - VANGUARD INTERNATIONAL CORP EQUITY FUND	20.843	0	20.843
**D VANGUARD PORTFOLIO - VANGUARD INTERNATIONAL CORP EQUITY FUND	27.258	0	27.258
**D VANGUARD PORTFOLIO - VANGUARD INTERNATIONAL CORP EQUITY FUND	6.436	0	6.436
**D VANGUARD PORTFOLIO - VANGUARD INTERNATIONAL CORP EQUITY FUND	163.215	0	163.215
**D VANGUARD PORTFOLIO - VANGUARD INTERNATIONAL CORP EQUITY FUND	403.796	0	403.796
**D VANGUARD PORTFOLIO - VANGUARD INTERNATIONAL CORP EQUITY FUND	1.270	0	1.270
**D VANGUARD PORTFOLIO - VANGUARD INTERNATIONAL CORP EQUITY FUND	69.609	0	69.609
**D VANGUARD PORTFOLIO - VANGUARD INTERNATIONAL CORP EQUITY FUND	2.421	0	2.421
**D VANGUARD PORTFOLIO - VANGUARD INTERNATIONAL CORP EQUITY FUND	194.966	0	194.966
**D VANGUARD PORTFOLIO - VANGUARD INTERNATIONAL CORP EQUITY FUND	2.656	0	2.656
**D VANGUARD PORTFOLIO - VANGUARD INTERNATIONAL CORP EQUITY FUND	117.656	0	117.656
**D VANGUARD PORTFOLIO - VANGUARD INTERNATIONAL CORP EQUITY FUND	558	0	558
**D VANGUARD PORTFOLIO - VANGUARD INTERNATIONAL CORP EQUITY FUND	206.923	0	206.923
**D VANGUARD PORTFOLIO - VANGUARD INTERNATIONAL CORP EQUITY FUND	27.683	0	27.683
**D VANGUARD PORTFOLIO - VANGUARD INTERNATIONAL CORP EQUITY FUND	23.007	0	23.007
**D VANGUARD PORTFOLIO - VANGUARD INTERNATIONAL CORP EQUITY FUND	43.746	0	43.746
**D VANGUARD PORTFOLIO - VANGUARD INTERNATIONAL CORP EQUITY FUND	15.230	0	15.230
**D VANGUARD PORTFOLIO - VANGUARD INTERNATIONAL CORP EQUITY FUND	52.740	0	52.740
**D VANGUARD PORTFOLIO - VANGUARD INTERNATIONAL CORP EQUITY FUND	258.578	0	258.578
**D VANGUARD PORTFOLIO - VANGUARD INTERNATIONAL CORP EQUITY FUND	98.760	0	98.760
**D VANGUARD PORTFOLIO - VANGUARD INTERNATIONAL CORP EQUITY FUND	166.900	0	166.900
**D VANGUARD PORTFOLIO - VANGUARD INTERNATIONAL CORP EQUITY FUND	155.057	0	155.057
**D VANGUARD PORTFOLIO - VANGUARD INTERNATIONAL CORP EQUITY FUND	382.000	0	382.000
**D VANGUARD PORTFOLIO - VANGUARD INTERNATIONAL CORP EQUITY FUND	5.000	0	5.000

## LISTA ESITO DELLE VOIAZIONE

Oggetto: 4. Relazione sui compensi corrisposti nell'esercizio 2021

## FAVOREVOLI

Cognome	Not. voti	Proprio	Delega
**D ALLIANZ GLOBAL INVESTORS GMBH TR ALTERNATIVE-FUND ACKAW-AR	2.040	0	2.040
**D SCHRODER INTERNATIONAL ALPHA PORTFOLIO, L.P.	169.651	0	169.651
**D AQR FUNDS - AQR INTERNATIONAL DEFENSIVE STYLE FUND	33.219	0	33.219
**D L. KONG PRICIA - INTERNATIONAL SMALL-CAP EQUITY TRUST	495.242	0	495.242
**D THE MASTER INVEST BANK OF JAPAN, LTD. AS TRUSTEE FOR ORGANIZATION FOR WORKERS' RETIREMENT ALLOWANCE MUTUAL FID	24.435	0	24.435
**D AFS INTERNATIONAL NEW DISCOVERY FUND	988.037	0	988.037
**D STELLAR INVESTMENT, L.P.	2.652	0	2.652
**D ARAMCO US RETIREMENT TRUST PLAN TRUST	600	0	600
**D VINTAGE OF ECONOMY AND FINANCE	43.842	0	43.842
**D KOTRA SUPERSELECTION BALANCED FUND	11.444	0	11.444
**D YORGAN STANLEY INVESTMENT FUNDS	28.610	0	28.610
**D FIDELITY INVESTMENT FUNDS - FIDELITY INDEX WORLD FUND	10.219	0	10.219
**D FIDELITY INVESTMENT FUNDS - FIDELITY INDEX WORLD FUND	28.663	0	28.663
**D NORDEA GLOBAL PASTURE FUND	45.515	0	45.515
**D MORGAN STANLEY INVESTMENT FUNDS	8.517	0	8.517
**D EBS	355.482	0	355.482
**D THE MASTER TRUST BANK OF JAPAN, LTD. AS TRUSTEE FOR WORKERS' RETIREMENT ALLOWANCE MUTUAL FID	3.862	0	3.862
**D SCHRODER INTERNATIONAL DEFENSIVE STYLE FUND	172.492	0	172.492
**D NORDEA SUPERSELECTION BALANCED FUND	350	0	350
**D STINGEE TRUST	366.869	0	366.869
**D FIDELITY INVESTMENT FUNDS - FIDELITY INDEX WORLD FUND	5.094	0	5.094
**D FIDELITY INVESTMENT FUNDS - FIDELITY INDEX WORLD FUND	48.764	0	48.764
**D THE MASTER TRUST BANK OF JAPAN, LTD. AS TRUSTEE FOR WORKERS' RETIREMENT ALLOWANCE MUTUAL FID	350.314	0	350.314
**D FIDELITY INVESTMENT FUNDS - FIDELITY INDEX WORLD FUND	481.945	0	481.945
**D INVESTMENT MANAGEMENT ADVISORS INVEST GLOBAL ANTI-CORRUPTION FUND	49.568	0	49.568
**D VANGUARD INTERNATIONAL SMALL-CAP EQUITY TRUST	3.293	0	3.293
**D INVESTMENT MANAGEMENT ADVISORS INVEST GLOBAL ANTI-CORRUPTION FUND	226.983	0	226.983
**D INVESTMENT MANAGEMENT ADVISORS INVEST GLOBAL ANTI-CORRUPTION FUND	24.503	0	24.503
**D NORDEA EUROPEAN PASTURE FUND	9.647	0	9.647
**D NORDEA EUROPEAN PASTURE FUND	38.933	0	38.933
**D SCHRODER INTERNATIONAL ALPHA PORTFOLIO, L.P.	76.412	0	76.412
**D SCHRODER INTERNATIONAL ALPHA PORTFOLIO, L.P.	88.735	0	88.735
**D SCHRODER INTERNATIONAL ALPHA PORTFOLIO, L.P.	70.210	0	70.210
**D THE MASTER TRUST BANK OF JAPAN, LTD. AS TRUSTEE FOR WORKERS' RETIREMENT ALLOWANCE MUTUAL FID	12.480	0	12.480
**D THE MASTER TRUST BANK OF JAPAN, LTD. AS TRUSTEE FOR WORKERS' RETIREMENT ALLOWANCE MUTUAL FID	603.156	0	603.156
**D THE MASTER TRUST BANK OF JAPAN, LTD. AS TRUSTEE FOR WORKERS' RETIREMENT ALLOWANCE MUTUAL FID	102.285	0	102.285
**D THE MASTER TRUST BANK OF JAPAN, LTD. AS TRUSTEE FOR WORKERS' RETIREMENT ALLOWANCE MUTUAL FID	573.615	0	573.615
**D THE MASTER TRUST BANK OF JAPAN, LTD. AS TRUSTEE FOR WORKERS' RETIREMENT ALLOWANCE MUTUAL FID	14.864	0	14.864
**D THE MASTER TRUST BANK OF JAPAN, LTD. AS TRUSTEE FOR WORKERS' RETIREMENT ALLOWANCE MUTUAL FID	57.330	0	57.330
**D THE MASTER TRUST BANK OF JAPAN, LTD. AS TRUSTEE FOR WORKERS' RETIREMENT ALLOWANCE MUTUAL FID	5.545	0	5.545
**D THE MASTER TRUST BANK OF JAPAN, LTD. AS TRUSTEE FOR WORKERS' RETIREMENT ALLOWANCE MUTUAL FID	28.113	0	28.113
**D THE MASTER TRUST BANK OF JAPAN, LTD. AS TRUSTEE FOR WORKERS' RETIREMENT ALLOWANCE MUTUAL FID	7.009	0	7.009
**D THE MASTER TRUST BANK OF JAPAN, LTD. AS TRUSTEE FOR WORKERS' RETIREMENT ALLOWANCE MUTUAL FID	325.483	0	325.483
**D THE MASTER TRUST BANK OF JAPAN, LTD. AS TRUSTEE FOR WORKERS' RETIREMENT ALLOWANCE MUTUAL FID	23.594	0	23.594
**D THE MASTER TRUST BANK OF JAPAN, LTD. AS TRUSTEE FOR WORKERS' RETIREMENT ALLOWANCE MUTUAL FID	9.127	0	9.127
**D THE MASTER TRUST BANK OF JAPAN, LTD. AS TRUSTEE FOR WORKERS' RETIREMENT ALLOWANCE MUTUAL FID	131.333	0	131.333
**D THE MASTER TRUST BANK OF JAPAN, LTD. AS TRUSTEE FOR WORKERS' RETIREMENT ALLOWANCE MUTUAL FID	89.067	0	89.067
**D THE MASTER TRUST BANK OF JAPAN, LTD. AS TRUSTEE FOR WORKERS' RETIREMENT ALLOWANCE MUTUAL FID	3.714.075	0	3.714.075
**D THE MASTER TRUST BANK OF JAPAN, LTD. AS TRUSTEE FOR WORKERS' RETIREMENT ALLOWANCE MUTUAL FID	30.888	0	30.888
**D THE MASTER TRUST BANK OF JAPAN, LTD. AS TRUSTEE FOR WORKERS' RETIREMENT ALLOWANCE MUTUAL FID	848	0	848
**D THE MASTER TRUST BANK OF JAPAN, LTD. AS TRUSTEE FOR WORKERS' RETIREMENT ALLOWANCE MUTUAL FID	71.529	0	71.529
**D THE MASTER TRUST BANK OF JAPAN, LTD. AS TRUSTEE FOR WORKERS' RETIREMENT ALLOWANCE MUTUAL FID	5.452	0	5.452



Pagina 7

DE\* delega alla persona fisica sopra indicata con il proprio voto (valore di voto)

DE\* delega alla persona fisica sopra indicata con il proprio voto (valore di voto)

RL\* rappresentanza legale della persona fisica sopra indicata con il proprio voto (valore di voto)

1 1.712

1.712

Teste: 0 Azionisti in delega:

Azionisti:

Azionisti in proprio:

## LISTA LISTO DELLE VOTAZIONI

Oggetto: 4. Relazione sui compensi corrisposti nell'esercizio 2021

## FAVOREVOLI

Cognome	Tot. Voti	Proprio	Delega
**D P. ROME PRICE EUROPEAN STOCK FUND	563.382	0	563.382
**D L. ESTATEPORT INVESTMENT DEVELOPED MANAGER EX US FACTOR TITL UNDER FUND	11.836	0	11.836
**D MANAGED PORTFOLIO SENIORS INTERNATIONAL SPARRS FUND	18.004	0	18.004
**D L. ESTATEPORTS INTERNATIONAL QUALITY DIVIDEND FUND	285.252	0	285.252
**D TERNITY COLLEGE CHALLENGE	9.039	0	9.039
**D SIX CIRCLES INTERNATIONAL UNDERSTAINED EQUITY FUND	660.383	0	660.383
**D JAV/FRANKLIN FENSTER GLOBAL ALLOCATION FUND	105.000	0	105.000
**D ABO DEBEL REASON FUND	73.282	0	73.282
**D RISTRA SUPERANNUALIA SCHEM	19.589	0	19.589
**D THE CANCELLO, MASTERS AND SCHOLARS OF THE UNIVERSITY OF CAMBRIDGE	127	0	127
**D DEVELOPED EX FORTSI. FUL INDEX FUND 3 (TIDEVACT)	3.645	0	3.645
**D APTARA SLOW-S&P, S.A.	23.334	0	23.334
**D NORDEA SUSTAINABLE EQUITIES GLOBAL FUND	104.781	0	104.781
**D THE MASTERS TRUST BANK OF JAPAN, LTD. AS TRUSTEE FOR CREATION OF NATIONAL PUBLIC SERVICE PERSONNEL RETIARY AND ASSOCIATES	50.750	0	50.750
**D DEGREE FIDELITY ASSET MANAGEMENT REPRESENTING ERSD FUND	23.500	0	23.500
**D SUBIDA FUND	2.466	0	2.466
**D THE MASTER TRUST BANK OF JAPAN, LTD. AS TRUSTEE FOR MIBU40045812	63.243	0	63.243
**D THE MASTER TRUST BANK OF JAPAN, LTD. AS TRUSTEE FOR MIBU40045812	6.316	0	6.316
**D NEW YORK STATE COMMON AGREEMENT FUND	6.776	0	6.776
**D NINE SUPERANNUATION FUND	91.108	0	91.108
**D SPARRS WHOLESALE SCHEMED INTERNATIONAL EQUITY INDEX FUND	22.702	0	22.702
**D SIX ADVISORS TRUST - 50% INTERNATIONAL CORE MANAGED VOLATILITY PORTFOLIO	4.001	0	4.001
**D NORDEA SUSTAINABLE EQUITIES GLOBAL FUND	25.374	0	25.374
**D NORDEA SUSTAINABLE EQUITIES GLOBAL FUND	6.416	0	6.416
**D FORSIA AP FUND	139.847	0	139.847
**D THE MASTER TRUST BANK OF JAPAN, LTD. AS TRUSTEE FOR MIBU40045812	103.248	0	103.248
**D VANGUARD PIMCO PRIMARY TRUST COMPANY INSTITUTIONAL TOTAL INTERNATIONAL STOCK MARKET INDEX TRUST - T	92.530	0	92.530
**D VANGUARD PIMCO PRIMARY TRUST COMPANY INSTITUTIONAL TOTAL INTERNATIONAL STOCK MARKET INDEX TRUST - T	7.896.876	0	7.896.876
**D THE MASTER TRUST BANK OF JAPAN, LTD. AS TRUSTEE FOR MIBU40045812	3.130.220	0	3.130.220
**D THE MASTER TRUST BANK OF JAPAN, LTD. AS TRUSTEE FOR MIBU40045812	432	0	432
**D THE MASTER TRUST BANK OF JAPAN, LTD. AS TRUSTEE FOR MIBU40045812	47.696	0	47.696
**D THE MASTER TRUST BANK OF JAPAN, LTD. AS TRUSTEE FOR MIBU40045812	650.802	0	650.802
**D THE MASTER TRUST BANK OF JAPAN, LTD. AS TRUSTEE FOR MIBU40045812	25.016	0	25.016
**D THE MASTER TRUST BANK OF JAPAN, LTD. AS TRUSTEE FOR MIBU40045812	3.896	0	3.896
**D THE MASTER TRUST BANK OF JAPAN, LTD. AS TRUSTEE FOR MIBU40045812	2.367	0	2.367
**D THE MASTER TRUST BANK OF JAPAN, LTD. AS TRUSTEE FOR MIBU40045812	3.024	0	3.024
**D THE MASTER TRUST BANK OF JAPAN, LTD. AS TRUSTEE FOR MIBU40045812	1.007	0	1.007
**D THE MASTER TRUST BANK OF JAPAN, LTD. AS TRUSTEE FOR MIBU40045812	152.273	0	152.273
**D THE MASTER TRUST BANK OF JAPAN, LTD. AS TRUSTEE FOR MIBU40045812	25.590	0	25.590
**D THE MASTER TRUST BANK OF JAPAN, LTD. AS TRUSTEE FOR MIBU40045812	2.038	0	2.038
**D THE MASTER TRUST BANK OF JAPAN, LTD. AS TRUSTEE FOR MIBU40045812	181.939	0	181.939
**D THE MASTER TRUST BANK OF JAPAN, LTD. AS TRUSTEE FOR MIBU40045812	1.000	0	1.000
**D THE MASTER TRUST BANK OF JAPAN, LTD. AS TRUSTEE FOR MIBU40045812	76.000	0	76.000
**D THE MASTER TRUST BANK OF JAPAN, LTD. AS TRUSTEE FOR MIBU40045812	174	0	174
**D THE MASTER TRUST BANK OF JAPAN, LTD. AS TRUSTEE FOR MIBU40045812	1.000	0	1.000
**D THE MASTER TRUST BANK OF JAPAN, LTD. AS TRUSTEE FOR MIBU40045812	5.176	0	5.176
**D THE MASTER TRUST BANK OF JAPAN, LTD. AS TRUSTEE FOR MIBU40045812	1.007	0	1.007
**D THE MASTER TRUST BANK OF JAPAN, LTD. AS TRUSTEE FOR MIBU40045812	531.161	0	531.161
**D THE MASTER TRUST BANK OF JAPAN, LTD. AS TRUSTEE FOR MIBU40045812	16.582	0	16.582
**D THE MASTER TRUST BANK OF JAPAN, LTD. AS TRUSTEE FOR MIBU40045812	141.690	0	141.690
**D THE MASTER TRUST BANK OF JAPAN, LTD. AS TRUSTEE FOR MIBU40045812	245	0	245
**D THE MASTER TRUST BANK OF JAPAN, LTD. AS TRUSTEE FOR MIBU40045812	539.261	0	539.261

Pagina 8

DE: delega alla persona fisica sopra indicata con il numero della scheda magnetica

\*\*D: delega alla persona fisica sopra indicata con il numero della scheda magnetica (volontaria e gratuita)

RL: rappresentanza legale alle persone fisiche sopra indicata con il numero della scheda magnetica

Azionisti:

1.712 Feste:

1.712 Azionisti in delega:

1.712

# FAVORVOLI

Code	Company	Tot. Voti	Delega
**0	VANGUARD INVESTMENTS COMMON CONTRACTUAL FD-VANGUARD FTSE DEV EUR EX US CCF	63,580	0
**1	FIDELITY UCITS II ICNV/FIDELITY MSCJ WORLD INDEX FUND	2,187	0
**2	CREDITO BANK OF JAPAN, LTD. RE: NA TOKYO 18020-7546	76,000	0
**3	VANGUARD INVESTMENTS COMMON CONTRACTUAL FD-VANGUARD WELD CHEN CONT FD	24,949	0
**4	FIDELITY FUNDS - SUBSTRADIC RESEARCH ENHANCED EUROPE EQUITY FOC	23	0
**5	FIDELITY UCITS ICNV - FIDELITY SUSTAINABLE RESPECTOR ENHANCED EUROPE EQUITY UCITS FTF	1,848	0
**6	VARIABLE INSURANCE PRODUCTS FUND II: INTERNATIONAL INDEX PORTFOLIO	8,880	0
**7	EUROPEAN EQUITY FUND, SPITS OF HOKUSAI TRUST	4,236	0
**8	SDC MASTER PENSION TRUST	325,887	0
**9	THE MASTER TRUST BANK OF JAPAN, LTD. RE: NISSAN FOREIGN EQUITY ASS-WE MOTHER FUND (ONLY FOR DENKOW)	11,931	0
**10	STANDARD BANK STREET TRUST: FIDELITY SAT INTERNATIONAL MOMENTUM INDEX FUND	155,232	0
**11	GLOBAL BANK STREET TRUST: FIDELITY GLOWA EX U.S. INDEX FUND	213,883	0
**12	ING DIRECT SICAV	34,039	0
**13	INVESTMENT CO EUROPE	59,552	0
**14	CUSTODY BANK OF JAPAN, LTD. RE: SDB FOREIGN STOCK INDEX MOTHER FUND(CURRENCY LINKED)	10,427	0
**15	INVESTMENT CO ALEX	19,030	0
**16	THE MASTER TRUST BANK OF JAPAN LTD. RE: NISSAN FOREIGN EQUITY INDEX MOTHER FUND	48,638	0
**17	FIDELITY UCITS II ICNV/FIDELITY MSCJ EUROPE INDEX FUND	1,979	0
**18	PERSEUS TRUST INTERNATIONAL DEVELOPED CATALIA STRATEGY FTF	39,866	0
**19	THE MASTER TRUST BANK OF JAPAN, LTD. RE: MOTO400021536	50,843	0
**20	WATKINS INTERNATIONAL SMALL CAP EQUITY CONFESIVE TRUST FUND	179,260	0
**21	FIDELITY SALES STREET TRUST: FIDELITY GAI INTERNATIONAL QUANT-IV INDEX FUND	96,546	0
**22	FIDELITY SATEN STREET TRUST: FIDELITY TOTAL INTERNATIONAL INDEX FUND	170,561	0
**23	SCHWAB INTERNATIONAL INDEX FUND	335,794	0
**24	WATKINS INTERNATIONAL EQUITY STRICOT FTF	1,465	0
**25	VANGUARD INVESTMENTS - COFVANGUARD SRI FTSE DEVELOPED EUROPE II CCF	32,478	0
**26	CUSTODY BANK OF JAPAN, LTD. RE: SDB GLOBAL SMALLER COMPANIES MOTHER FUND	21,934	0
**27	SCHWAB INTERNATIONAL ALPHA TRUST	577,248	0
**28	BY-AND GLOBAL MUTI ASSET FUND	1,866	0
**29	THE MASTER TRUST BANK OF JAPAN, LTD. RE: NYAM EURO STOXX ESG-A (CFY ASSESS: (PRIVATELY PLACED INVESTMENT TRUST)	8,439	0
**30	VANGUARD INVESTMENTS - COFVANGUARD SRI FTSE DEVELOPED MEXIC II CCF	13,196	0
**31	CLE MASTER TRUST BANK OF JAPAN, LTD. RE: NYAM EURO STOXX 100V ASSESS: (PRIVATELY PLACED INVESTMENT TRUST)	65,296	0
**32	SCHWAB INTERNATIONAL INTERNATIONAL SMALL COMPANY INDEX FUND	39,241	0
**33	THE MASTER TRUST BANK OF JAPAN, LTD. RE: MOTO3600021492	16,853	0
**34	CLE MASTER TRUST BANK OF JAPAN LTD. RE: MARCHETTE INTERNATIONAL EQUITY INDEX MOTHER FUND	11,350	0
**35	CH-AY SMALL & MIDCAP FUND	470,000	0
**36	FIDELITY SALES STREET TRUST: FIDELITY AFRIC INTERNATIONAL INDEX FUND	76,405	0
**37	FIDELITY CONCORD STREET TRUST: FIDELITY SERIES INTERNATIONAL INDEX FUND	1,038	0
**38	BANKO CENTRAL DE INNOV-LESE (ACTIV)	36,147	0
**39	ADVISED MANAGED TRUST - INCLICAL OFFENSIVE EQUITY FUND	16,043	0
**40	VANGUARD ESG INTERNATIONAL STOCK FTF	109,043	0
**41	WATKINS ACTIONING AND INNOVATION COMPANY	1,731	0
**42	SDC ACTIVE 00	690	0
**43	SDC ACTIVE 55	1,313	0
**44	EUROPE EQUITY INDEX ESG SCREENED FUND (EQUICORP)	18,221	0
**45	AXA VANGUARD EURO	800,000	0
**46	AGILE ACTIONS EUROPE	644,331	0
**47	LEAP TFC ACTIONS USA	32,686	0
**48	AXA GENERATION EQUITY FTF	221,040	0
**49	FID INCOM RETRAITS UNIVERSITE 2	38,704	0
**50	COOCHORE SELECTION VITICAP	135,180	0
**51	ACTIVAGE & AMLEN	15,190	0

DE\* delega alla procura d'ufficio sopra indicata con il numero della scheda magnetica  
 \*\*D co-coga alla procura fisica sopra indicata con il numero della scheda magnetica  
 RL\* rappresentanza legale della persona fisica sopra indicata con il numero della scheda magnetica

Azionisti:	1.712	Teste:	1
Azionisti in proprio:	0	Azionisti in delega:	1.712



## LISTA ESITO DELLE VOTAZIONI

## Oggetto: 4. Relazione sui compensi corrisposti nell'esercizio 2021

## FAVOREVOLE

COGNOME	Proprio	Delega
**D FRANCE INVESTIMENT CAPITALGAINS ROVENITS	147.468	147.468
**D BLR	18.110	116.110
**D ECF INTERNATIONAL QUALITY ETF	24.178	24.178
**D UNIVERSAL-INVESTMENT-GESSELLSCHAFT MBX ON BEHALF OF LEVITEL MASTERFONDS	9.080	9.080
**D SCORQUE FUND SICAV - SCORCOR SURFET HALFY & WORK	449.000	449.000
**D INVESTITOREI PIAZZA AFFARE	47.500	47.500
**D GENERAL ITALIA S.p.A	150.879	150.879
**D STELLING AVOND DRIJALDE PERGIONA	33.154	33.154
**D FCP SOCIUM I	50.865	50.865
**D AXA ROSSNBERG TURBULOC	67.884	67.884
**D GENERALI INVESTMENTS SICAV - SAL ASIANG PORTAFOLIO	680.364	680.364
**D BRIDGEER STANDARD SICAV I - DIVERSILE-BU INCOME FUND	631	631
**D AXA CAPITAL WOCHE	1.883.529	1.883.529
**D GENERALI EURO ACTIONS	39.836	39.836
**D CREDITMAC PORTFOLIO GERMANE ALLEGRE	834.698	834.698
**D LABEL EUROPE ACTIONS	276.991	276.991
**D SCORQUE STRATEGIC RESPONSABLE	727.890	727.890
**D ALITANZA GELLIGALIONRETO	99.744	99.744
**D GENERAL INVESTMENTS SICAV EURO FUTURE LEADERS	140.000	140.000
**D ESCORFECT - US SRI GLOBAL EQUITY	6.943	6.943
**D TOTAL GESTION FIABLE MAINTORTATE	46.511	46.511
**D GENERALI INVESTMENTS SICAV - SRI EUROPEAN EQUITY	7.785	7.785
**D EBF INTERNAT OVER FUND	177.253	177.253
**D ATC-UI-FONDS	213.444	213.444
**D AXA Avenir ENTREPRENEURS	5.966	5.966
**D AXA AXA INVESTITE INDICIEL I	50.889	50.889
**D AXA AXA INVESTITE INDICIEL I	39.063	39.063
**D FRANCE INVESTI SEVENT ACTIONS GFLINAG	92.705	92.705
**D AXA AXA INVESTI SEVENT ACTIONS GFLINAG	73.833	73.833
**D AXA AXA INVESTI SEVENT ACTIONS GFLINAG	4.045	4.045
**D JAMES HENDERSON INSTITUTIONAL EUROPEAN INDEX OPPORTUNITIES FUND	69.421	69.421
**D UNIVERSAL INVESTMENT-GESSELLSCHAFT MBX ON BEHALF OF DRYAX RA-FONDS	9.702	9.702
**D AXA AXA SOCIAL JUSTICE ALL GAS GLOBAL ETF	1.373	1.373
**D STANDELL MANIFICATION 00, F*	42.774	42.774
**D COMPT EUROPE	2.103	2.103
**D INVESTICREDIT 70, F*	130.000	130.000
**D PER EQUITY AXA ASS-CHIRAZIONI	37.772	37.772
**D FOREOT BANK EP	748	748
**D HENDERSON CARIMOT FUND PAN EUROPEAN SMALLER COMPANIES FUND	45.000	45.000
**D INVESTICREDIT FIRESBELL	464	464
**D 30TH WEEKLY DIVIDEND ETF	210.768	210.768
**D HENDERSON HORIZON PAN EUROPEAN SMATTER COME-LES FUND	133.396	133.396
**D G.A.-FUND-B - LONG EQUITIES	21.564	21.564
**D ALLIANCEI FONDZ APN	5.800	5.800
**D UNIVERSADELL 50, F*	230.858	230.858
**D IF CARITMAC TOVC- PF CARITMAC EUROPEAN LEADERS	1.803	1.803
**D FRAC STELLALIS INVESTMENT STRATEGIES - INFLATIONARY SHARE STRATEGY NO.1	4.396	4.396
**D GUTENBERG WORLD EX-US FUND	16.041	16.041
**D FOREHE FOCET CROTERANG	53.208	53.208
**D FMC ACTIONS EUROPE	68.575	68.575
**D AME INTERNATIONAL EQUITY INDEX FUND	102.979	102.979
**D RILITANGI-FONDS FIV2 SINGMET PAYS-AAL-E-FLA	2.013	2.013
**D UNIVERSAL-INVESTMENT-GESSELLSCHAFT MBX ON BEHALF OF WAB-LAL-VERBOD. FONDS	2.013	2.013

Pagina 10

Delega alla persona fisica sopra indicata con il numero delle schede magnetiche

\*\*D delega alla persona fisica sopra indicata con il numero delle schede magnetiche (votazione effettuata utilizzando più posizioni delegate)

BL/ rappresenta la parte della persona fisica sopra indicata con il numero delle schede magnetiche

Azionisti: 1.712 Ticks: 1

Azionisti in proprio: 0 Azionisti in delega: 1.712

**LISTA ESITO DELLE VOTAZIONI**  
**Oggetto: 4. Relazione sui compensi corrisposti nell'esercizio 2021**

**FAVOREVOLI**

Cognome	Tot. Voti	Proprio	Delega
**D MERCE OVERSEAS SHARES TRUST	3.017	0	13.127
**D EUROPEAN TETA GAS WORKS FENSLON PLAN	1.162	0	1.162
**D EURO AMERICA RILASCIO	194.773	0	154.716
**D AXIEN EUROPA - 57	66.434	0	66.434
**D FCP FOR FLOT INTERNATIONAL ESG PLUS	265.626	0	265.626
**D FCP FUND FLOT INTERNATIONAL ESG	31.010	0	31.010
**D FRANCE FLOUTMENT EURO ESG PLUS	460.349	0	460.349
**D TOTAL ACT ONE EUROPEANES	502.889	0	502.889
**D ARCO QUANT 1	31.583	0	31.583
**D ALLIANCE SUBFONDS 349-15 2	89.170	0	89.170
**D BEURN	67.536	0	67.536
**D CONSERVATION INTERNATIONAL FOUNDATION, INC.	113	0	113
**D AQUATIS INTERNATIONAL FUND	112.829	0	112.829
**D AXA GENERATION FLOUT ACTIONS	210.067	0	210.067
**D GLOBAL EQUITIES EMERGING INDEX FUND	21.325	0	21.325
**D BOARDING ROMA - GLOBAL PASSIVE EQUITY	1	0	1
**D UTM FLOUT SMALL CAP EQUITY	67.935	0	67.935
**D ALLIANCE FUND 22 SEGMENT PER ARI 5 FUA	36.226	0	36.226
**D AUSTRALIAN CATHOLIC SUPERANNUATION AND RETIREMENT FUND	9.382	0	9.382
**D BARCELON TEARIFICATION 25, FI	4.173	0	4.173
**D ONE MONTREAL INTERNATIONAL EQUITIES (INDEX) FUND	13.892	0	13.892
**D ALLIANCE FUND 22 SEGMENT PER ARI 5 FUA	31.074	0	31.074
**D CARLSON PORTFOLIO - EUROPEAN EQUITY	267.107	0	267.107
**D DANES HENDERSON EUROPEAN SMALLER COMPANIES FUND	456.089	0	456.089
**D SANDELL EUROPEAN, FI	59.387	0	59.387
**D DCA MONT 1 FUA	68.079	0	68.079
**D GENERAL SMALL FUND	98.049	0	98.049
**D EUROPEANELL 10, FI	769	0	769
**D ALLIANCE FUND 22 SEGMENT PER ARI 5 FUA	31.612	0	31.612
**D INVERSADELL 25, FI	13.226	0	13.226
**D MONTREAL STANDARD SICAV I	214.733	0	214.733
**D ALLIANCE FUND 22 SEGMENT PER ARI 5 FUA	16.173	0	16.173
**D UNIVERSAL INVESTMENT-GESAMTDEUTSCHER MIT GLAUBEN AKTIEN PROJEKT ESG	16.800	0	16.800
**D MONTREAL FUND 22 SEGMENT PER ARI 5 FUA	61.161	0	61.161
**D ONE INTERNATIONAL EQUITY INDEX FUND (INDEX)	4.475	0	4.475
**D FINANCED INDEX INTERNATIONAL SHARE FUND	34.948	0	34.948
**D ALLIANCE FUND 22 SEGMENT PER ARI 5 FUA	76.117	0	76.117
**D FCP FRANCE FLOUTMENT EURO ESG	252.118	0	252.118
**D INVERSADELL 25, F.F.	126	0	126
**D SANDELL 10, F.F.	664	0	664
**D SANDELL 10, F.F.	193	0	193
**D ECONOMICISTES, FONS DE FENSLON	231	0	231
**D ES PREVISION EMPRESA FIV DE EMPLOI	434	0	434
**D TERRORENTICA 92 FI	191	0	191
**D MONTREAL FUND 22 SEGMENT PER ARI 5 FUA	102.617	0	102.617
**D ONE INTERNATIONAL EQUITY INDEX FUND	52.566	0	52.566
**D ONE INTERNATIONAL EQUITY INDEX FUND	2.175	0	2.175
**D ONE INTERNATIONAL EQUITY INDEX FUND	882	0	882
**D STRATEGIC INTERNATIONAL EQUITY FUND	6.773	0	6.773
**D EUROPEAN INTERNATIONAL EQUITY FUND	8.982	0	8.982
**D EUROPEAN INTERNATIONAL EQUITY FUND	799	0	799
**D SUBFONDS SUBFONDS 349-15 2	2.480	0	2.480



Pagina 11

1 DE\* delega alle persone fisiche sopra indicate con il numero della scheda magnetica  
1.712 \*\*D delega alle persone fisiche sopra indicate con il numero della scheda magnetica (relazione effettuata alla convocazione assemblea)  
EL\* rappresenta quale alla persona fisica sopra indicata con il numero della scheda magnetica

Amministratori: 1.712 Teste:  
Azionisti in proprio: 0 Azionisti in delega:

## LISTA ESITO DELLE VOTAZIONI

## Oggetto: 4. Relazione sui compensi corrisposti nell'esercizio 2021

## FAVOREVOLI

Cognome	Tot. Voti	Proporzio	Delega
**D CONNELL ALTERNATIVE GLOBAL EQUITY	92	0	92
**D SERVA UCILE FUND - ELEVA LEADERS SMALL & MIDCAP FUTURE FUND	436.742	0	436.742
**D HBCO GLOBAL FUNDING FUND	402.951	0	402.951
**D REASURE LIMITED	309.171	0	309.171
**D HBCO RISES PLC	137.731	0	137.731
**D PRINCE UNIT TRUST VANGUARD LIMITED	4.912.618	0	4.912.618
**D REG (LUX) INVESTMENT FUND 2 FCP - VAG (FIR) EUROPE EX OR INDEX FUND	101.969	0	101.969
**D HBCO INDEX TRACKER INVESTMENT FUND JONG	23.231	0	23.231
**D MARTINE AND ROMI SULLOCCAL OF SINGAPORE	706	0	706
**D HBCO EMERGED GROWTH FUND	2.034	0	2.034
**D HBCO EUROPEAN INDEX FUND	280.867	0	280.867
**D ALA GLOBAL MULTI-FACTOR EQUITY FUND	7.732	0	7.732
**D THE MARKS AND SPENCER ADAMIAA BANKING FUND	112.895	0	112.895
**D HBCO LIFE (INTERGATIONALLY) -MILLI	8.669	0	8.669
**D HONG KONG INSURANCE COMPANY LIMITED	8.550	0	8.550
**D TRADAVIA	119.780	0	119.780
**D AXA INVESTMENT MANAGERS UK LIMITED	71.492	0	71.492
**D HBCO PORTED INVESTMENT FUND - HBCO POOLED EUROPE EQUITY INDEX TRACKING COMP	9.733	0	9.733
**D BALDWIN'S FUNDING LIMITED	8.669	0	8.669
**D HBCO GLOBAL INVESTMENT FUND	518.898	0	518.898
**D HBCO RISES PLC - HBCO RISES GLOBAL PARIS ALIGNED JOLIS LUX	1.134	0	1.134
**D NEXT INVESTMENT CORPORATION	8.865	0	8.865
**D HBCO PORTED INVESTMENT FUND - HBCO POOLED EUROPEAN EQUITY FUND	126.284	0	126.284
**D HBCO EMERGED GROWTH FUND	1.211	0	1.211
**D CIVIT. SERVICE PROVIDERS FUND	6.912	0	6.912
**D TRUST & CUSTOM SERVICES BANK LTD AS TRUSTEE FOR PENSION INVESTMENT FUND TRUST NUMBER 3	34.503	0	34.503
**D ROYAL LONDON EQUITY FUND FUND	79.853	0	79.853
**D POLAR CAPITAL GLOBAL FUNDING LUX PLC	336.796	0	336.796
**D TR FUTURE GROWTH TRUST PLC	155.581	0	155.581
**D TRUST & CUSTOM SERVICES BANK LTD AS TRUSTEE FOR PENSION INVESTMENT FUND TRUST NUMBER 21	5.123	0	5.123
**D INTERNATIONAL CAPITALMANAGEMENTSOCIETY BRF	942.979	0	942.979
**D TRUST & CUSTOM SERVICES BANK LTD AS TRUSTEE FOR PENSION INVESTMENT FUND TRUST NUMBER 10	17.239	0	17.239
**D TRUST & CUSTOM SERVICES BANK LTD AS TRUSTEE FOR PENSION INVESTMENT FUND TRUST NUMBER 6	2.324	0	2.324
**D INTERNATIONAL CAPITALMANAGEMENTSOCIETY BRF (LUX)	17.038	0	17.038
**D ALLIANZ GLO SUPEROR EQUITIES	36.880	0	36.880
**D TRUST & CUSTOM SERVICES BANK LTD AS TRUSTEE FOR PENSION INVESTMENT FUND TRUST NUMBER 4	7.252	0	7.252
**D INTERNATIONAL CAPITALMANAGEMENTSOCIETY BRF	869.339	0	869.339
**D ALLIANZ GLO INVESTORS FUND	100.011	0	100.011
**D ALLIANZ GLO 1 FUND ACI EQUITIES	60.280	0	60.280
**D ALLIANZ GLO 1 FUND ACI EQUITIES	177.804	0	177.804
**D CAPITAL INTERNATIONAL FUND	36.932	0	36.932
**D EMERGENT ACI VENTURES INTERNATIONAL EQUITY ETF	1.466	0	1.466
**D EMERGENT ACI VENTURES TRUST	571.000	0	571.000
**D EMERGENT ACI VENTURES TRUST	39.516	0	39.516
**D EMERGENT ACI VENTURES TRUST	76.844	0	76.844
**D EMERGENT ACI VENTURES TRUST	42.101	0	42.101
**D EMERGENT ACI VENTURES TRUST	4.351	0	4.351
**D EMERGENT ACI VENTURES TRUST	30.321.846	0	30.321.846
**D EMERGENT ACI VENTURES TRUST	4.423	0	4.423
**D EMERGENT ACI VENTURES TRUST	54.383	0	54.383
**D EMERGENT ACI VENTURES TRUST	287.087	0	287.087
**D AMERICAN FUND GLOBAL BALANCED FUND	640.000	0	640.000

Pagina 12

DE\* delega alla persona fisica sopra indicata con il numero della scheda di risposta

\*\*D delega alla persona fisica sopra indicata con il numero della scheda di risposta (versione elettronica della scheda di risposta)

RL\* rappresenta la persona fisica sopra indicata con il numero della scheda di risposta

1.712 Totale:

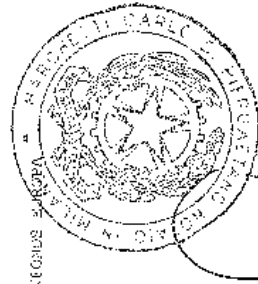
Azionisti in proprio: 0 Azionisti in delega: 1.712

## LISTA ESITO DELLE VOTAZIONI

Oggetto: 4. Relazione sui compensi corrisposti nell'esercizio 2021

## FAVOREVOLI

Cognome	Proprio	Delega
**D CREDIT BANK OF JAPAN, LTD. AS TRUSTEE FOR MIZUHO TRUST & BANKING CO., LTD. AS TRUSTEE FOR INTERNATIONAL EQUITY PASSIVE	71.819	71.819
**D KATHLEEN BASTLES TRUST	113.825	113.825
**D ROYAL BOROUGH OF KINGSFORD UPON THAMES PENSION FUND	14.272	14.272
**D JPMORGAN INVESTMENT FUNDS	1.019.812	1.019.812
**D COMPTON, LLC	429	429
**D JPMORGAN INTERNATIONAL HEDGED EQUITY FUND	48.330	48.330
**D JPMORGAN STRATEGIC INVESTMENT INTERNATIONAL EQUITY FUND	113.833	113.833
**D UNIVERSITIES SUPERANNUATION SCHEME	541.224	541.224
**D CAPITALPENSIONING DANKE INVEST INTERNATIONAL AG-ALCANTARA DENICA LINK - INDEXES GLOBALE ANTI-LOG	5.482	5.482
**D JPMORGAN FUND LOVC - JPM BUREAU (EX-UK) RESEARCH SPONSOR INDEX EQUITY FUND	45.828	45.828
**D COMBINED PENSION TRUST FUND INTERNATIONAL RESEARCH SPONSOR INDEX EQUITY FUND	420.673	420.673
**D JPMORGAN INTERNATIONAL RESEARCH SPONSOR INDEX EQUITY FUND	1.543.840	1.543.840
**D CAPITAL NORTH GROWTH AND INCOME FUND	7.743.726	7.743.726
**D STATE OF CALIFORNIA SAVING PLAN PROGRAM MASTER TRUST	287.341	287.341
**D JPMORGAN RETIREMENT EUROPE FUND	639.773	639.773
**D DANICA PENSION, INVESTMENTSTRATEGISSELSKAB	3.612	3.612
**D EQ ADVISORS TRUST - 50/INVERSO INTERNATIONAL GRANTU FORPOLL-C	305.829	305.829
**D CAPITAL GROUP AMERICAN MARKET INVESTMENT TRUST	442.733	442.733
**D INTERNATIONAL GROWTH AND INCOME FUND	1.371.500	1.371.500
**D GLENNATH GLOBAL SHARES - LARGE CAP (EMERSON) INDEX FUND	58.241	58.241
**D GENSTAR MOTORS PENSION FUND OFF	4.683	4.683
**D JPMORGAN INSURANCE TRUST GLOBAL ALL-CAP PORTFOLIO	1.845	1.845
**D BEMALAS ARIAS (VEL) PENSION FUND	6.442	6.442
**D INVESTINGFOREIGNER DANKE INVEST EUROPA INDEX FUND	6.896	6.896
**D INVESTINGFOREIGNER DANKE INVEST EUROPA INDEX FUND	13.466	13.466
**D INVESTINGFOREIGNER DANKE INVEST EUROPA INDEX FUND	1.770	1.770
**D FIRSTITY INVESTMENT TRUST FUNDITY STRIS OVERSEAS FUND	6.812.145	6.812.145
**D FIAN GROUP TRUST FOR EMERSON BUREAU LINKS	2.104.730	2.104.730
**D FIAN GROUP INTERNATIONAL SMIT-CAP EQUITY FUND, LLC	108.560	108.560
**D THE STANLEY & LUTHER UNDERWRITING ASSOCIATION TRUSTEES (INTERNATIONAL) LIMITED	182.773	182.773
**D BATTLE GIFFORD NORWICH FUND LTD: 50/INVERSO INTERNATIONAL GRANTU FORPOLL-C	2.262	2.262
**D JACQUE GILLERD NORWICH FUND LTD: 50/INVERSO INTERNATIONAL GRANTU FORPOLL-C	523.767	523.767
**D EQUITY INVESTMENT TRUST: 50/INVERSO INTERNATIONAL GRANTU FORPOLL-C	53.138	53.138
**D FIAN GROUP INTERNATIONAL EQUITY FUND, LLC	15.882	15.882
**D INVESTINGFOREIGNER DANKE INVEST INDEX GLOBAL AC RESTRICTED - ACCUMULATING FUND	33.168	33.168
**D INVESTINGFOREIGNER DANKE INVEST INDEX GLOBAL AC RESTRICTED - ACCUMULATING FUND	14.618	14.618
**D INVESTINGFOREIGNER DANKE INVEST INDEX GLOBAL AC RESTRICTED - ACCUMULATING FUND	100.393	100.393
**D JPMORGAN EQUITY STRATEGY: 50/INVERSO INTERNATIONAL GRANTU FORPOLL-C	41.049	41.049
**D JPMORGAN EQUITY STRATEGY: 50/INVERSO INTERNATIONAL GRANTU FORPOLL-C	1.910	1.910
**D JPMORGAN EQUITY STRATEGY: 50/INVERSO INTERNATIONAL GRANTU FORPOLL-C	9.447	9.447
**D JPMORGAN EQUITY STRATEGY: 50/INVERSO INTERNATIONAL GRANTU FORPOLL-C	7.569	7.569
**D JPMORGAN EQUITY STRATEGY: 50/INVERSO INTERNATIONAL GRANTU FORPOLL-C	42.227	42.227
**D JPMORGAN EQUITY STRATEGY: 50/INVERSO INTERNATIONAL GRANTU FORPOLL-C	15.227	15.227
**D JPMORGAN EQUITY STRATEGY: 50/INVERSO INTERNATIONAL GRANTU FORPOLL-C	120.300	120.300
**D JPMORGAN EQUITY STRATEGY: 50/INVERSO INTERNATIONAL GRANTU FORPOLL-C	23.200	23.200
**D JPMORGAN EQUITY STRATEGY: 50/INVERSO INTERNATIONAL GRANTU FORPOLL-C	147	147
**D JPMORGAN EQUITY STRATEGY: 50/INVERSO INTERNATIONAL GRANTU FORPOLL-C	57.396	57.396
**D JPMORGAN EQUITY STRATEGY: 50/INVERSO INTERNATIONAL GRANTU FORPOLL-C	10.000	10.000
**D JPMORGAN EQUITY STRATEGY: 50/INVERSO INTERNATIONAL GRANTU FORPOLL-C	21.000	21.000
**D JPMORGAN EQUITY STRATEGY: 50/INVERSO INTERNATIONAL GRANTU FORPOLL-C	364.258	364.258
**D JPMORGAN EQUITY STRATEGY: 50/INVERSO INTERNATIONAL GRANTU FORPOLL-C	540.000	540.000



Pagina 13

1 DE\* delega alla persona fisica sopra indicata con il numero della scheda delegativa  
 1.712 \*\*D delega alla persona fisica sopra indicata con il numero della scheda delegativa  
 RL\* rappresentanza delegata alla persona fisica sopra indicata con il numero della scheda delegativa

Azionisti: 1.712 Testi: 0  
 Azionisti in proprio: 0 Azionisti in delega:

## LISTA ESITO DELLE VOTAZIONI

Oggetto: 4. Relazione sui compensi corrisposti nell'esercizio 2021

## FAVOREVOLI

Cognome	Tot. Voti	Proprio	Delega
**D STATE OF NEW MEXICO SCAMP INVESTMENT COUNCIL	84.310	0	84.310
**D ROSEFO CAPITAL GROWTH FUND	2.356.000	0	2.356.000
**D FOF MANAGING OPTIMAL VALUE	30.756	0	30.756
**D FUNDATION JACQUE HERLIMOND CAFE EUROPE	736.000	0	736.000
**D PRO BLEND KUALALUMPUR STATES	34.831	0	34.831
**D OUTREACH SERIES	1.237.290	0	1.237.290
**D PRO POWERBRIKTON PLAN	186.527	0	186.527
**D PRO FUND EXTENDED-TERM SHARES	49.615	0	49.615
**D PRO LAND ANCHORAGE TERM SHARES	25.831	0	25.831
**D PRO BANK NATIONALISATION	81.886	0	81.886
**D CALICO OF THE TECHNOLOGICAL	1.286	0	1.286
**D KUTXABANK BENEFIT FUND, S.A.	373.905	0	373.905
**D KUTXABANK BENEFIT FUND, S.A.	121.115	0	121.115
**D KUTXABANK BENEFIT FUND, S.A.	47.691	0	47.691
**D KUTXABANK BENEFIT FUND, S.A.	173	0	173
**D KUTXABANK BENEFIT FUND, S.A.	245.763	0	245.763
**D KUTXABANK BENEFIT FUND, S.A.	1.631	0	1.631
**D KUTXABANK BENEFIT FUND, S.A.	2.179.396	0	2.179.396
**D KUTXABANK BENEFIT FUND, S.A.	247.129	0	247.129
**D KUTXABANK BENEFIT FUND, S.A.	9.184	0	9.184
**D KUTXABANK BENEFIT FUND, S.A.	66.257	0	66.257
**D KUTXABANK BENEFIT FUND, S.A.	26.121	0	26.121
**D KUTXABANK BENEFIT FUND, S.A.	135.220	0	135.220
**D KUTXABANK BENEFIT FUND, S.A.	2.908	0	2.908
**D KUTXABANK BENEFIT FUND, S.A.	225.933	0	225.933
**D KUTXABANK BENEFIT FUND, S.A.	1.897	0	1.897
**D KUTXABANK BENEFIT FUND, S.A.	52.758	0	52.758
**D KUTXABANK BENEFIT FUND, S.A.	6.173	0	6.173
**D KUTXABANK BENEFIT FUND, S.A.	7.172	0	7.172
**D KUTXABANK BENEFIT FUND, S.A.	138.787	0	138.787
**D KUTXABANK BENEFIT FUND, S.A.	555.987	0	555.987
**D KUTXABANK BENEFIT FUND, S.A.	846	0	846
**D KUTXABANK BENEFIT FUND, S.A.	17.075	0	17.075
**D KUTXABANK BENEFIT FUND, S.A.	33.967	0	33.967
**D KUTXABANK BENEFIT FUND, S.A.	1.716	0	1.716
**D KUTXABANK BENEFIT FUND, S.A.	7.571.343	0	7.571.343
**D KUTXABANK BENEFIT FUND, S.A.	1.197.599	0	1.197.599
**D KUTXABANK BENEFIT FUND, S.A.	1.320.310	0	1.320.310
**D KUTXABANK BENEFIT FUND, S.A.	9.933.717	0	9.933.717
**D KUTXABANK BENEFIT FUND, S.A.	2.000	0	2.000
**D KUTXABANK BENEFIT FUND, S.A.	4.420	0	4.420
**D KUTXABANK BENEFIT FUND, S.A.	954	0	954
**D KUTXABANK BENEFIT FUND, S.A.	7.216	0	7.216
**D KUTXABANK BENEFIT FUND, S.A.	23.146	0	23.146
**D KUTXABANK BENEFIT FUND, S.A.	4.304	0	4.304
**D KUTXABANK BENEFIT FUND, S.A.	4.424	0	4.424
**D KUTXABANK BENEFIT FUND, S.A.	3.640	0	3.640
**D KUTXABANK BENEFIT FUND, S.A.	27.168	0	27.168
**D KUTXABANK BENEFIT FUND, S.A.	9.637	0	9.637
**D KUTXABANK BENEFIT FUND, S.A.	8.144	0	8.144
**D KUTXABANK BENEFIT FUND, S.A.	7.550	0	7.550
**D KUTXABANK BENEFIT FUND, S.A.	3.650	0	3.650

Pagina 14

i DU\* delega alla persona fisica sopra indicata con il numero della scheda magnetica  
 1.712 \*\*D delega alla persona fisica sopra indicata con il numero della scheda magnetica (votazione effettuata alla postazione assistita)  
 1.712 RL\* rappresenta legate alla persona fisica sopra indicata con il numero della scheda magnetica

Azionisti: 1.712 1.712 1.712  
 Azionisti in proprio: 0 Azionisti in delega:

## LISTA ESITO DELLE VOTAZIONI

Oggetto: 4. Relazione sui compensi corrisposti nell'esercizio 2021

## FAVOREVOLI

Cognome	Proprio	Delega
**D POLINI BEACH UNIT 1 AND UNIT 2 NON QUALIFIED TRUST	6.640	6.640
**D SUPERVALT INC MASTER INVESTMENT TRUST	17.361	12.361
**D CREVIERE INTERNATIONAL LLC	1.310	17.310
**D MARATHON II LLC	1.588	2.568
**D ELIOTSON DOG CO	1.417	2.412
**D SIKKING BENEFITONDO NOTARIAT	2.721	2.721
**D UNIVERSAL SHIPWRECK MARINE INSURANCE ASSOCIATION LIMITED	4.119	4.119
**D NORTH CAROLINA SUPPLEMENTAL RETIREMENT PLANS GROUP TRUST	683.566	683.066
**D NAVUTIFF MULTI-FACTOR DEVELOPED INTERNATIONAL INDEX FIF	25.291	25.291
**D CENTRAL PENSION FUND OF THE INTERNATIONAL INDEX FIF	13.688	13.688
**D WELTER CARBENT PRINCE FOUNDATION INC	6.334	6.294
**D INVERSO MARKETS II LLC	24.764	14.764
**D GLOBAL ATLANTIC BLACKROCK DISCIPLINED INTERNATIONAL CORE PORTFOLIO	1.273	1.273
**D AVK AVE FUNDS	20.093	20.093
**D TEXAS UTILITIES LOCAL RPT PARTNERSHIP	1.821	1.821
**D SHUT CANADA 2027 PENSION PLAN	5.394	5.394
**D SANTA BARBARA COUNTY EMPLOYEES RETIREMENT SYSTEM	26.954	26.954
**D 1999 VOLUNTARY EMPLOYEES CONFEDERATE ASSOCIATION OF THE NONREPRESENTED EMPLOYEES OF SOUTHERN CALIFORNIA EDISON COMPANY	1	1
**D M'CHENIE TRUST NEW TRUST	416	416
**D TITANATH R RUSHAN	1.864	1.864
**D BRUCE R BICKMAN INCUS YANKE INTL	797	797
**D BEB INVESTMENT LP	879	879
**D CHARLES A FENGIN 2012 TRUST FRC NOR	3.216	3.216
**D FINZARETH ROSSMAN	757	757
**D VANCELLA FOUNDATION INC	1.718	1.718
**D JUBILITY HOLDINGS LLC	1.480	1.480
**D CLIVE KOURNEY 2003 TRUST	828	828
**D CAROL T. SHARPIT CHARITABLE REMAIND 1057.08810	4.682	4.682
**D CAROL J. SHARPIT CRUT 11	2.724	2.724
**D RED BLAZER INVESTMENTS VANDORE LLC	3.659	3.659
**D GUS FINANCIAL LLC	6.965	6.965
**D T. BROUWING TRUST T. SMITH SR	5.869	5.869
**D LORIS CHRISTOPHER	28.994	28.994
**D WS DEPENDANTS ANNUITY FUND	31.278	31.278
**D SCOT GARRETT	1.239	1.239
**D MURIEL 1992 CLIC TRUST	3.574	3.574
**D CATHERINE KING	799	799
**D JOHN MCCARTNEY	1.331	1.331
**D COLL MCLAGHAN	2.574	2.574
**D J. BRIGHY REV TO 11 11 11 ON MAGEE ROR	1.446	1.446
**D MORRIS 1992 CLIC TRUST	2.098	2.098
**D JOHN NEWINS	1.394	1.394
**D PHOENIX P. FRCHAL TR DTD 3 31 91 NANTER	1.479	1.479
**D VILGAS R. SULLY REV TRUST	1.077	1.077
**D JAMES C. TUCKER TR DTD 6 18 92 NANTER	1.856	1.856
**D SUSAN KICKER	1.043	1.043
**D UNISTS MASTER TRUST	37.553	37.553
**D CHARLES FRAGEN	999	999
**D EXCO FAMILY CRUCED R FOND 11 FAMILY TRUST	1.714	1.714
**D THE BANK OF NEW YORK MELLON EMPLOYEE BENEFIT COLLECTIVE INVESTMENT FUND PLAN	98.357	98.357
**D THE BANK OF NEW YORK MELLON EMPLOYEE BENEFIT COLLECTIVE INVESTMENT FUND PLAN	3.578	3.578
**D THE BANK OF NEW YORK MELLON EMPLOYEE BENEFIT COLLECTIVE INVESTMENT FUND PLAN	299.705	299.705



Pagina 15

1 17/12 Tesze: 17/12 Azionisti in propria

Azionisti: 0 Azionisti in delega:

1 17/12 Tesze: 17/12 Azionisti in delega:

1 17/12 Tesze: 17/12 Azionisti in delega:

1 17/12 Tesze: 17/12 Azionisti in delega:

1 17/12 Tesze: 17/12 Azionisti in delega:

1 17/12 Tesze: 17/12 Azionisti in delega:

1 17/12 Tesze: 17/12 Azionisti in delega:

1 17/12 Tesze: 17/12 Azionisti in delega:

1 17/12 Tesze: 17/12 Azionisti in delega:

1 17/12 Tesze: 17/12 Azionisti in delega:

1 17/12 Tesze: 17/12 Azionisti in delega:

1 17/12 Tesze: 17/12 Azionisti in delega:

1 17/12 Tesze: 17/12 Azionisti in delega:

1 17/12 Tesze: 17/12 Azionisti in delega:

# LISTA ESITO DELLE VOTAZIONI

Oggetto: 4. Relazione sui compensi corrisposti nell'esercizio 2021

## FAVOREVOLI

Cognome	Tot. Voti	Proprio	Delega
**0 THE BANK OF NEW YORK MELLON EMPLOYEE BENEFIT COLLECTIVE INVESTMENT FUND PLAN	49.871	0	49.871
**0 SOUTH BEHCO CF 52 INTERNATIONAL STOCK INDEX FUND	48.737	0	48.737
**0 ADVANCED SERIES TRUST 987 FRANKLIN RS 1A DIVERSIFIED ALLOCATION FORTOLLO	41.849	0	41.849
**0 1898 FONDS STRICHING 1	36.799	0	36.799
**0 CAPITAL PERFORMANCE INVESTORS 950 VELLUX WORLD EQUITY INDEX CO NAVEMBIT PORTFOLIO MANAGEMENT AS	67.857	0	67.857
**0 AKA OIL GLOBAL EQUITY FUND ANP/ANPA	124.074	0	124.074
**0 TACO GLOBAL PUBLIC EQUITY LP	1.868	0	1.868
**0 BOKER DESIGN OPPORTUNITIES FUND	196.613	0	196.613
**0 FUTURE INVESTMENT TRUST 1 DELTA DIVIDEND-LED INTERNATIONAL FUND	2.390.896	0	2.390.896
**0 SUI POLAR INVESTMENT FUND SERIES SMART EUROPEAN EQUITY FUND	5.399	0	5.399
**0 TIV PROSHARES VST ACWI INDEX FUND	773	0	773
**0 FLORENT GROUP TRUST FOR EMPLOYEE BENEFIT PLANS	1.657.757	0	1.657.757
**0 BAILLIE GIFFORD UK INC WORKMOTIV EQUITY FUND	94.157	0	94.157
**0 BELVITA SCHEM ALTERNATIVE SYSTEM	31.349	0	31.349
**0 BELVITA SCHEM ALTERNATIVE SYSTEM	132.018	0	132.018
**0 FRANKLIN ADVISERS INC	1.200	0	1.200
**0 AEL MSC GLOBAL EQUITY INDEX FUND	5.399	0	5.399
**0 FIRST TRUST INTERNATIONAL DEVELOPED CAPITAL STRENGTH PORTFOLIO	4.695	0	4.695
**0 BNY MELLON INTERNATIONAL EQUITY ETF	4.460	0	4.460
**0 ATTRACTUS MSCI KOSDAQ EQUITY ETF	4.375	0	4.375
**0 IQ CARRIZAN ESC INTERNATIONAL EQUITY ETF	10.150	0	10.150
**0 KILGUS 9501 AKA WORLD EX US TENDR EQUITY ETF	32.632	0	32.632
**0 UNIVERSITY OF WISCONSIN INVESTMENT BOARD	53.267	0	53.267
**0 AEL GROUP IRISH EMERSON SCHEME	246.877	0	246.877
**0 STANDARD LIFE INVESTMENTS GLOBAL STORY FUND	18.272	0	18.272
**0 BANK OF KOREA	210.189	0	210.189
**0 LUNA OF KOREA	18.873	0	18.873
**0 THE ARCHDIOCESE OF HARTFORD INVESTMENT TRUST	37.803	0	37.803
**0 PERKINS EMPLOYERS RETIREMENT SYSTEM OF MISSISSIPPI	87.610	0	87.610
**0 BAILLIE GIFFORD EUROPEAN FUND	3.128.210	0	3.128.210
**0 THE JORDAN CHARLIAS FOUNDATION	19.694	0	19.694
**0 BAILLIE GIFFORD MANAGED FUND A SUB FUND OF THE BAILLIE GIFFORD FUNDS FUND	1.916.316	0	1.916.316
**0 INVERSCO FIVE INTERNATIONAL LOW BETA EQUAL WEIGHT FUND	474	0	474
**0 INVERSCO CANADIAN PREMIER BALANCED FUND	235.305	0	235.305
**0 INVERSCO CANADIAN PREMIER BALANCED CLASS	119.590	0	119.590
**0 INVERSCO CORP CANADIAN BALANCED CLASS	21.785	0	21.785
**0 INVERSCO EUROPEAN GROWTH CLASS	77.008	0	77.008
**0 INVERSCO STRATEGIC YIELD FUND	289.361	0	289.361
**0 INVERSCO INTERNATIONAL GROWTH FUND	4.393.383	0	4.393.383
**0 ATIMITION INTERNATIONAL FUND	112.360	0	112.360
**0 INVERSCO MARKETS III PLC	183	0	183
**0 INVERSCO 8 AND 2 INTERNATIONAL DEVELOPED MARKET EX US FUND	21.179	0	21.179
**0 GREAT WEST INTERNATIONAL GROWTH FUND	10.847	0	10.847
**0 AKA INVESTORS CLEAVE SMALL CAP FUND	310.000	0	310.000
**0 AKA CLE EUROPEAN EQUITY ALTERNATIVE	1.700	0	1.700
**0 GREAT WEST INTERNATIONAL INDEX FUND	1.387	0	1.387
**0 GIBBSCKY LTR LIMITED	53.581	0	53.581
**0 CORNELL UNIVERSITY	24.011	0	24.011
**0 PENSION RESERVES INVESTMENT TRUST FUND	7.374	0	7.374
	294.875	0	294.875

Pagina 16

Attesti:  
Attesti in proprio: 1.712 Testi:  
Attesti in delega: 0

1.712

1.712

RL - rappresentanza legale alla persona fisica sopra indicata con il numero della scheda magnetica

## L'ESITO DELLE VOTAZIONI

**Oggetto: 4. Relazione sui compensi corrisposti nell'esercizio 2021**

FAVORRE VOLI

[illegible]

Pagina 1/1

D1: delega alla persona indicata con il numero della scheda magnetica

D2: delega alla persona indicata con il numero della scheda magnetica

R1: rappresenta legale alla persona indicata con il numero della scheda magnetica

## LISTA ESITO DELLE VOTAZIONI

Oggetto: 4. Relazione sui compensi corrisposti nell'esercizio 2021

## FAVOREVOLI

Cognome	TOT. VOTI	Proprio	Delega
**D AMERICE LIVANDRE NATIONAL SECURITY INC AND LOS ALAMOS NA DESIGNED BENEFIT PLAN GROUP TRUST	179.242	0	179.242
**D STANDARD LIFE INVESTMENTS GLOBAL	2.391.421	0	2.391.421
**D JONA PUBLIC EMPLOYERS RETIREMENT SYSTEM	147.966	0	147.966
**D AC AND S SAVINGS GROUP INVESTMENT TRUST	40.947	0	40.947
**D TREASURER OF THE STATE OF NORTH CAROLINA EQUITY INVESTMENT	131.428	0	131.428
**D FORTA GLOBAL EQUITY FUND LLC	6.866	0	6.866
**D DUCHESS OF VENICE PENSION FUND AND TRUST	590	0	590
**D OMNIO RETIREMENT PLAN LLC	28.389	0	28.389
**D PUBLIC SCHOOL TEACHERS PENSION AND RETIREMENT FUND OF CHICAGO	28.211	0	28.211
**D PBLIC SCHOOL TEACHERS PENSION AND RETIREMENT FUND OF CHICAGO	150.356	0	150.356
**D MSP MINNESOTA HEALTH CARE PLAN FUND TRUST	2.102	0	2.102
**D MSP MINNESOTA HEALTH CARE PLAN FUND TRUST	3.457	0	3.457
**D MSP MINNESOTA HEALTH CARE PLAN FUND TRUST	6.905	0	6.905
**D MSP MINNESOTA HEALTH CARE PLAN FUND TRUST	201.370	0	201.370
**D MSP MINNESOTA HEALTH CARE PLAN FUND TRUST	1.692	0	1.692
**D FIDELITY SAL INTERNATIONAL INDEX FUND	59.168	0	59.168
**D ARLON GLOBAL EQUITY FUND	4.911	0	4.911
**D ALL INFORMATIONAL INDEX FUND	8.844.359	0	8.844.359
**D AC LFA INTERNATIONAL CORE EQUITY FUND	187.880	0	187.880
**D BLACKROCK FUND MANAGERS LTD	108.823	0	108.823
**D JOHN DEERE PENSION TRUST	40.809	0	40.809
**D JOHN DEERE PENSION TRUST	1.302	0	1.302
**D MEXICAN POLICE EMPLOYERS RETIREMENT SYSTEM	4.947	0	4.947
**D FIRST TRUST GLOBAL FUNDS PFC FIRST TRUST GLOBAL EQUITY FUND	82.600	0	82.600
**D VTC TRUST INSURANCE CO OPERATIVE LIMITED	189.290	0	189.290
**D CONLEY HAW MONICAPAL GOVERNMENT CAPITAL IMPROVEMENT FUND FUND	154.865	0	154.865
**D ALABAMA TRUST FUND	182.606	0	182.606
**D COX ENTERPRISES INC MASTER TRUST	17.085	0	17.085
**D NATIONAL FLYWATER INDUSTRIAL PENSION PLAN	6.447	0	6.447
**D HAVRE NEW LIFE S.C	48.860	0	48.860
**D ALBERTA GOVERNMENT FUND CORPORATION	32.085	0	32.085
**D KORMAN BANK ACTING AS TRUSTEE OF SWEDISH EUROPEAN ESG SECURITIES MASTER INVESTMENT TRUST EQUITY	44.592	0	44.592
**D FIRST LINK FORDS	36.200	0	36.200
**D INKA BREAK	87.117	0	87.117
**D AC FRUIT COLLECTIVE INVESTMENT TRUST	595.797	0	595.797
**D COMMONWEALTH OF PENNSYLVANIA PUBLIC SCHOOL EMPLOYERS RETIR	3.251	0	3.251
**D COMMONWEALTH OF PENNSYLVANIA PUBLIC SCHOOL EMPLOYERS RETIREMENT SYSTEM	342.461	0	342.461
**D COMMONWEALTH OF PENNSYLVANIA TREASURY	5.383	0	5.383
**D PUBLIC EMPLOYERS RETIREMENT SYSTEM OF ALABAMA	116.931	0	116.931
**D RETIREMENT BENEFITS INVESTMENT FUND	15.138	0	15.138
**D TEXAS EDUCATION AGENCY	2.496	0	2.496
**D FOOT RETIREMENT CO LTD	29.874	0	29.874
**D FOOT RETIREMENT CO LTD	3.910	0	3.910
**D HISTORY OF DEFAIR PENSION FUND OF THE SULTANATE OF OMAN	885.513	0	885.513
**D PANA SEALS DEVELOPED INTERNATIONAL INDEX FUND	828.498	0	828.498
**D AMS DEMOSQIBRE INTERNATIONAL SHORT CAP FUND	30.200	0	30.200
**D BLACKROCK CREALIA EUROPA INVESTMENT TRUST PLC	137	0	137
**D BLACKROCK CREALIA EUROPA INVESTMENT TRUST PLC	20.214	0	20.214
**D ATTORNEY STANDARD STEAK LL	105.200	0	105.200
**D TEXAS EDUCATION AGENCY	2.248	0	2.248
**D OPERATING ENGINEERS LOCAL 101 PENSION FUND	105.200	0	105.200
**D SEAL ATLANTIC MASTER TRUST	89.014	0	89.014
**D VENTON MASTER SAVINGS TRUST			
**D VONA MONTI MANAGER INTERNATIONAL LOCAL FACTORS FUND			

Pagina 18

DE\* delega alle persone fisiche sopra indicate con il numero della scheda magica

\*\*D delega alla persona fisica sopra indicata con il numero delle schede magnetiche (votazione elettronica alla poltrona e seggio)

PL\* rappresenta legh e alla persona fisica sopra indicata con il numero della scheda magica

Azionisti: 1.712 Totale: 1.712

Azionisti in delega: 0

## LISTA ESITO DELLE VOIAZIONE

Oggetto: 4. Relazione sui compensi corrisposti nell'esercizio 2021

## FAVOREVOLI

Cognome	Tot. Voti	Proprio	Delega
**D PER FIRST GOVERNMENT SCHOLARSHIP FUND	309	0	309
**D STRUCTURAL FABRICANT PENSION-FONDS	99.995	0	99.995
**D PUBLIC SERVICE ENTERPRISE GROUP INCORPORATED MASTER DEFINED TRUST	259.290	0	259.290
**D PER ENERGY QUALIFIED PUC PER DECOMMISSIONING	25.722	0	25.722
**D OPTIMUM FUND TRUST OFFSHORE INTERNATIONAL FUND	373.976	0	373.976
**D QUALITY EDUCATION FUND	1.023	0	1.023
**D INVESTCO INTERNATIONAL DEVELOPED DYNAMIC MULTI-SECTOR ETF	6.340	0	6.340
**D PUBLIC EMPLOYEES RETIREMENT SYSTEM OF OHIO	1.887.483	0	1.887.483
**D ADVANCE PLANNING LIMITED	2.521	0	2.521
**D DIGNITY CARE ARRANGEMENTS LIMITED	3.656	0	3.656
**D GBC INVESTMENT TRUST	44.180	0	44.180
**D INDIANA PUBLIC RETIREMENT SYSTEM	630.836	0	630.836
**D KENTUCKY RETIREMENT SYSTEMS	580.000	0	580.000
**D KENTUCKY RETIREMENT SYSTEMS INSURANCE TRUST FUND	253.000	0	253.000
**D PUBLIC EMPLOYEES RETIREMENT ASSOCIATION OF NEW MEXICO	6.657	0	6.657
**D THE BANK OF NEW YORK MELLON CORPORATION RETIREMENT PLANS MASTER TRUST	92.720	0	92.720
**D BOARD OF PRISONERS OF THE EVANGELICAL LUTHERAN CHURCH IN AME	127.184	0	127.184
**D BOARD OF PRISONERS OF THE EVANGELICAL LUTHERAN CHURCH IN AMERICA	125.647	0	125.647
**D USDC GLOBAL EQUITY FUND	20.363	0	20.363
**D USDC INTERNATIONAL EQUITY INDEX FUND	10.159	0	10.159
**D TENNESSEE VALLEY AUTHORITY RETIREMENT SYSTEM	1	0	1
**D GRS GROUP TRUST	124.056	0	124.056
**D STICHTING BEELIJSTAKPENSIOENFONDS VOOR DE ZUETWAARENINDUSTRIE	3.805	0	3.805
**D STICHTING BEELIJSTAKPENSIOENFONDS VOOR DE ZUETWAARENINDUSTRIE	1.634	0	1.634
**D ATE INVESTMENT TRUST INVESTMENT SPECIALS TRUST MBS	3.703	0	3.703
**D FULL GMA INTERNATIONAL DEVELOPED MARKET INDEX FUND	2.456	0	2.456
**D ENERGY INSURANCE VICTUAL LIMITED	4.702	0	4.702
**D MELLORION WORKS JOURNAL AND SALARIED UNION	2.845	0	2.845
**D BANKERS INTERNATIONAL DISCOVERY SERIES	510.966	0	510.966
**D METROPHITAN TRF INSURANCE COMPANY	17.297	0	17.297
**D FRANKLIN GLOBAL TAJU KAMOLIN INTERNATIONAL GROWTH FUND	4.550.000	0	4.550.000
**D FRANKLIN LAMETON VASTAFER INSURANCE PRODUCTS TRUST VTP FUND	92.326	0	92.326
**D FRANKLIN INTERNATIONAL CORE EQUITY II FUND	145.135	0	145.135
**D AMUNDI SGR SPA AMUNDI DISPARATO ITALIA	343.046	0	343.046
**D AMUNDI SGR SPA AMUNDI DISPARATO ITALIA	1.033.000	0	1.033.000
**D AMUNDI SGR SPA	138.636	0	138.636
**D AMUNDI SGR SPA	34.270	0	34.270
**D AMUNDI SGR SPA AMUNDI ELITE MULTI ASSET FLEXIBLE	32.383	0	32.383
**D AMUNDI SGR SPA AMUNDI ELITE MULTI ASSET FLEXIBLE	302.488	0	302.488
**D AMUNDI SGR SPA AMUNDI ELITE MULTI ASSET FLEXIBLE	6.830	0	6.830
**D AMUNDI SGR SPA AMUNDI ELITE MULTI ASSET FLEXIBLE	1.071.456	0	1.071.456
**D AMUNDI SGR SPA AMUNDI ELITE MULTI ASSET FLEXIBLE	127.485	0	127.485
**D AMUNDI SGR SPA AMUNDI ELITE MULTI ASSET FLEXIBLE	1.552	0	1.552
**D AMUNDI SGR SPA AMUNDI ELITE MULTI ASSET FLEXIBLE	20.873	0	20.873
**D AMUNDI SGR SPA AMUNDI ELITE MULTI ASSET FLEXIBLE	12.906	0	12.906
**D AMUNDI SGR SPA AMUNDI ELITE MULTI ASSET FLEXIBLE	20.400	0	20.400
**D AMUNDI SGR SPA AMUNDI ELITE MULTI ASSET FLEXIBLE	30.842	0	30.842
**D AMUNDI SGR SPA AMUNDI ELITE MULTI ASSET FLEXIBLE	3.077	0	3.077
**D AMUNDI SGR SPA AMUNDI ELITE MULTI ASSET FLEXIBLE	750	0	750
**D AMUNDI SGR SPA AMUNDI ELITE MULTI ASSET FLEXIBLE	133.537	0	133.537
**D AMUNDI SGR SPA AMUNDI ELITE MULTI ASSET FLEXIBLE	528.000	0	528.000
**D AMUNDI SGR SPA AMUNDI ELITE MULTI ASSET FLEXIBLE	121.763	0	121.763



Pagina 40

DE\* delega alla persona fisica sopra indicata con il numero della scheda magnetica

\*\*\*) delega alla persona fisica sopra indicata con il numero della scheda magnetica (votazione effettuata alla postazione assistita)

RL\* rappresenta, legato alla persona fisica sopra indicata con il numero della scheda magnetica

Azioneisti: 1.712 Tiscali

Azioneisti in proprio: 0 Azionisti in delega: 1.712

LISTA ESITO DELLE VOTAZIONI

Oggetto: 4. Relazione sui compensi corrisposti nell'esercizio 2021

FAVOREVOLI

Cognome	Pro	Cont.	Assenti	Delega
**0 CIPAV ALOIS	39.041	0	0	79.241
**0 AIA DE ELER 100	139.826	0	0	139.826
**0 PARTIVA IER	116.656	0	0	116.656
**0 SELLION	27.388	0	0	27.388
**0 INDEC CREDITO DIVAGLIE	28.582	0	0	28.582
**0 ROSECAP AD ULLAVI BAO	8.263	0	0	8.263
**0 SC ULACROCK ACTIONE EURO	57.923	0	0	57.923
**0 ASI PROGETTO ASI BOSCHER III	1.269	0	0	1.269
**0 ASI PROGETTO ASI SOST IV	534	0	0	534
**0 ASI PROGETTO ASI SOST II	2.150	0	0	2.150
**0 ASI PROGETTO ASI SOST I	1.670	0	0	1.670
**0 ASI PROGETTO ASI SOST 01 2023	1.481	0	0	1.481
**0 ASI PROGETTO ASI SOST 02 2023	1.113	0	0	1.113
**0 ASI PROGETTO ASI SOST 03 2023	446	0	0	446
**0 ASI PROGETTO ASI SOST 04 2023	461	0	0	461
**0 ASI PROGETTO ASI SOST 05 2023	826	0	0	826
**0 ASI PROGETTO ASI SOST 06 2023	1.094	0	0	1.094
**0 ASI PROGETTO ASI SOST 07 2023	2.132	0	0	2.132
**0 ASI PROGETTO ASI SOST 08 2023	2.080	0	0	2.080
**0 ASI PROGETTO ASI SOST 09 2023	1.716	0	0	1.716
**0 ASI PROGETTO ASI SOST 10 2023	1.733	0	0	1.733
**0 ASI PROGETTO ASI SOST 11 2023	1.816	0	0	1.816
**0 ASI PROGETTO ASI SOST 12 2023	1.936	0	0	1.936
**0 ASI PROGETTO ASI SOST 13 2023	2.926	0	0	2.926
**0 ASI PROGETTO ASI SOST 14 2023	1.148	0	0	1.148
**0 ASI PROGETTO ASI SOST 15 2023	1.935	0	0	1.935
**0 ASI PROGETTO ASI SOST 16 2023	3.560	0	0	3.560
**0 ASI PROGETTO ASI SOST 17 2023	1.624	0	0	1.624
**0 ASI PROGETTO ASI SOST 18 2023	1.550	0	0	1.550
**0 ASI PROGETTO ASI SOST 19 2023	1.966	0	0	1.966
**0 ASI PROGETTO ASI SOST 20 2023	13.722	0	0	13.722
**0 ASI PROGETTO ASI SOST 21 2023	304.119	0	0	304.119
**0 ASI PROGETTO ASI SOST 22 2023	1.601	0	0	1.601
**0 ASI PROGETTO ASI SOST 23 2023	16.653	0	0	16.653
**0 ASI PROGETTO ASI SOST 24 2023	20.052	0	0	20.052
**0 ASI PROGETTO ASI SOST 25 2023	1.907.372	0	0	1.907.372
**0 ASI PROGETTO ASI SOST 26 2023	19.440	0	0	19.440
**0 ASI PROGETTO ASI SOST 27 2023	8.643	0	0	8.643
**0 ASI PROGETTO ASI SOST 28 2023	14.637	0	0	14.637
**0 ASI PROGETTO ASI SOST 29 2023	7.361	0	0	7.361
**0 ASI PROGETTO ASI SOST 30 2023	7.061	0	0	7.061
**0 ASI PROGETTO ASI SOST 31 2023	2.811	0	0	2.811
**0 ASI PROGETTO ASI SOST 32 2023	231.301	0	0	231.301
**0 ASI PROGETTO ASI SOST 33 2023	741.949	0	0	741.949
**0 ASI PROGETTO ASI SOST 34 2023	53.310	0	0	53.310
**0 ASI PROGETTO ASI SOST 35 2023	1.339	0	0	1.339
**0 ASI PROGETTO ASI SOST 36 2023	3.387	0	0	3.387
**0 ASI PROGETTO ASI SOST 37 2023	1.210	0	0	1.210
**0 ASI PROGETTO ASI SOST 38 2023	18.593	0	0	18.593
**0 ASI PROGETTO ASI SOST 39 2023	237.381	0	0	237.381

**FAVORVOLI**

Cognome	Tot. Voti	Proprio	Delega
**D BRS BANK INSTITUTIONAL FUND - EQUITIES EUROPE EX CH: PASSIVE	142.868	0	142.868
**D BRS BANK MANAGEMENT (HUSKEMER) SA	498.312	0	498.312
**D VIGORIS BANK (IUR) FUND: AMERISTOCK	1.250	0	1.250
**D VIGORIS BANK (IUR) FUND: AMERISTOCK	153.894	0	153.894
**D VIGORIS BANK (IUR) FUND: AMERISTOCK	1.880	0	1.880
**D BROS BANK (IUR) FUND: AG (EUR)	6.797	0	6.797
**D BRS (IUR) STRATEGY SICAV-SYSTEMATIC - ALLOC-ON PT VERUM (USD)	1.852	0	1.852
**D BRS (IUR) STRATEGY SICAV-SYSTEMATIC - ALLOC-ON PT DEFENSIVE (USD)	1.386	0	1.386
**D BROS BANK (IUR) FUND: AG	5.730	0	5.730
**D BRS (IUR) INSTITUTIONAL SICAV EQUITIES GLOBAL EX USA: PASSIVE	4.435	0	4.435
**D STRATEGY SICAV	2.472	0	2.472
**D BRS (IUR) STRATEGY SICAV SAP DYNAMIC (USD)	5.221	0	5.221
**D BRS (IUR) KEY SELECTION SICAV - SYSTEMATIC ALLOCAT PTF EQUITY (USD)	403	0	403
**D BRS (IUR) SICAV 1	13.289	0	13.289
**D FORMING SELECTOR FUND - CORE MEDIC ELIVATO	21.962	0	21.962
**D LINGUELO SELECTOR FUND CORE MPTO	32.771	0	32.771
**D SUSTITUTING FMS-ORFENDS INC	25.188	0	25.188
**D LEGAL AND GENERAL CO	39.300	0	39.300
**D BANK OF DUTSANA	100.806	0	100.806
**D THE PUBLIC INSTITUTION FOR SOCIAL SECURITY	251.703	0	251.703
**D GENERAL ORGANIZATION FOR SOCIAL INSURANCE	148.954	0	148.954
**D GENERAL ORGANIZATION FOR SOCIAL INSURANCE	52.611	0	52.611
**D INTERNATIONAL MONETARY FUND REVISED SHARE DEBITIS INVESTMENT ACCOUNT	4.873	0	4.873
**D WHEELS COMMON INVESTMENT FUND	113.624	0	113.624
**D ANDER AP FONDS	493.414	0	493.414
**D RAILFIS DIFFER EUROPEAN GROWTH TRUST ETC	231.439	0	231.439
**D BL ALMA MANAGER BALANCED MANAGED TRST	338.145	0	338.145
**D BL ALMA MANAGER SPECIAL SITUATIONS TRUST	49.833	0	49.833
**D BL ALMA MANAGER EUROPEAN	232.433	0	232.433
**D PALMER ALTON EUROPEAN SUSTAINABLE LEADERS FUND	6.833.736	0	6.833.736
**D PALMER ALTON EUROPEAN OPPORTUNITIES FUND	19.537	0	19.537
**D LEGAL & GENERAL FUTURE WORLD ESG DEVELOPED INDEX FUND	1.882	0	1.882
**D LEGAL AND GENERAL: GLOBAL EQUITY INDEX FUND	333.521	0	333.521
**D LEGAL AND GENERAL EUROPEAN INDEX TRUST	10.123.457	0	10.123.457
**D JEFFER EUROPEAN SPECIAL SITUATIONS FUND	659.596	0	659.596
**D LEGAL AND GENERAL: INTERNATIONAL INDEX TRUST	67.241	0	67.241
**D JEFFER EUROPEAN SMALLER COMPANIES FUND	3.305	0	3.305
**D LEGAL & GENERAL FUTURE WORLD ESG EUROPE EX UK INDEX FUND	44.370	0	44.370
**D PALMER ALTON EUROPEAN EQUITY INCOME FUND	28.942	0	28.942
**D SAO RIVER FIVE MARIPOSA INDIAN COMMUNITY	26.561	0	26.561
**D NICE ON COMMON DAILY ALL COUNTRIES WORLD EX US EQUITY INDEX	19.548	0	19.548
**D ON-TO ME MORGAN OF AMERICA 1974 PENSION TRUST 1974 PENSION TRUST	17.581	0	17.581
**D MICHELIN NORTH AMERICA INC. VASTER RETIREMENT TRUST	140.423	0	140.423
**D MIFMST OPERATING ENGINEERS PENSION TRUST FUND	10.186	0	10.186
**D MTEL ON COMMON DAILY WORLD INDEX FUND LENDING	83.089	0	83.089
**D KEY SCOUTS OF AMERICA VASTER PENSION TRUST	164.015	0	164.015
**D CITY OF PHOENIX RETIREMENT SYSTEMS	1.654	0	1.654
**D CENA INSURANCE EXCHANGE	30.829	0	30.829
**D CITY OF PHILADELPHIA PUBLIC EMPLOYEES RETIREMENT SYSTEM	49.257	0	49.257
**D EMPLOYEES RETIREMENT FUND OF THE CITY OF PHOENIX	14.058	0	14.058
**D FLEMING'S ANNUITY AND BENEFIT FUND OF CHICAGO	9.361	0	9.361
**D FLM DIVIDENDS GLOBAL EQUITY FUND	9.361	0	9.361

100<sup>es</sup> designa alla persona, benché sopra il titolo con il placato della scorta, l'agente X.

IN<sup>27</sup> delega alla persona fisica sopra indicata, il numero della scheda magnetica

## LISTA USUO DELLE VOTAZIONI

Oggetto: 4. Relazione sui compensi corrisposti nell'esercizio 2021

## FAVOREVOLI

Cognome	tot. vot.	proprio	delega
**0 KENNER PASSIVE EUROPEAN INTERCONTINENTAL SHARES FUND	1.615	0	1.615
**0 SUN CREDIT FUNDING PERIODIC FUND	17.582	0	17.582
**0 SUN CREDIT FUNDING PERIODIC FUND	16.757	0	16.757
**0 SUN CREDIT FUNDING PERIODIC FUND	13.161	0	13.161
**0 SUN CREDIT FUNDING PERIODIC FUND	903.295	0	903.295
**0 SUN CREDIT FUNDING PERIODIC FUND	728.949	0	728.949
**0 SUN CREDIT FUNDING PERIODIC FUND	77.456	0	77.456
**0 SUN CREDIT FUNDING PERIODIC FUND	150.123	0	150.123
**0 SUN CREDIT FUNDING PERIODIC FUND	419.485	0	419.485
**0 SUN CREDIT FUNDING PERIODIC FUND	1.371	0	1.371
**0 SUN CREDIT FUNDING PERIODIC FUND	3.565	0	3.565
**0 SUN CREDIT FUNDING PERIODIC FUND	5.950	0	5.950
**0 SUN CREDIT FUNDING PERIODIC FUND	22.738	0	22.738
**0 SUN CREDIT FUNDING PERIODIC FUND	1.200	0	1.200
**0 SUN CREDIT FUNDING PERIODIC FUND	1.583	0	1.583
**0 SUN CREDIT FUNDING PERIODIC FUND	320.000	0	320.000
**0 SUN CREDIT FUNDING PERIODIC FUND	5.544	0	5.544
**0 SUN CREDIT FUNDING PERIODIC FUND	313	0	313
**0 SUN CREDIT FUNDING PERIODIC FUND	279	0	279
**0 SUN CREDIT FUNDING PERIODIC FUND	6.478	0	6.478
**0 SUN CREDIT FUNDING PERIODIC FUND	2.187	0	2.187
**0 SUN CREDIT FUNDING PERIODIC FUND	6.124	0	6.124
**0 SUN CREDIT FUNDING PERIODIC FUND	56.416	0	56.416
**0 SUN CREDIT FUNDING PERIODIC FUND	3.300	0	3.300
**0 SUN CREDIT FUNDING PERIODIC FUND	31.226	0	31.226
**0 SUN CREDIT FUNDING PERIODIC FUND	1.073	0	1.073
**0 SUN CREDIT FUNDING PERIODIC FUND	19.173	0	19.173
**0 SUN CREDIT FUNDING PERIODIC FUND	96.244	0	96.244
**0 SUN CREDIT FUNDING PERIODIC FUND	3.504	0	3.504
**0 SUN CREDIT FUNDING PERIODIC FUND	2.153	0	2.153
**0 SUN CREDIT FUNDING PERIODIC FUND	61.286	0	61.286
**0 SUN CREDIT FUNDING PERIODIC FUND	19.586	0	19.586
**0 SUN CREDIT FUNDING PERIODIC FUND	1.082	0	1.082
**0 SUN CREDIT FUNDING PERIODIC FUND	90.075	0	90.075
**0 SUN CREDIT FUNDING PERIODIC FUND	582	0	582
**0 SUN CREDIT FUNDING PERIODIC FUND	3.600	0	3.600
**0 SUN CREDIT FUNDING PERIODIC FUND	70.328	0	70.328
**0 SUN CREDIT FUNDING PERIODIC FUND	15.618	0	15.618
**0 SUN CREDIT FUNDING PERIODIC FUND	28.708	0	28.708
**0 SUN CREDIT FUNDING PERIODIC FUND	2.309	0	2.309
**0 SUN CREDIT FUNDING PERIODIC FUND	600.032	0	600.032
**0 SUN CREDIT FUNDING PERIODIC FUND	752	0	752
**0 SUN CREDIT FUNDING PERIODIC FUND	21.276	0	21.276
**0 SUN CREDIT FUNDING PERIODIC FUND	1.064	0	1.064
**0 SUN CREDIT FUNDING PERIODIC FUND	3.427	0	3.427
**0 SUN CREDIT FUNDING PERIODIC FUND	659	0	659
**0 SUN CREDIT FUNDING PERIODIC FUND	626	0	626
**0 SUN CREDIT FUNDING PERIODIC FUND	681	0	681
**0 SUN CREDIT FUNDING PERIODIC FUND	571	0	571
**0 SUN CREDIT FUNDING PERIODIC FUND	48.875	0	48.875
**0 SUN CREDIT FUNDING PERIODIC FUND	71	0	71
**0 SUN CREDIT FUNDING PERIODIC FUND	753	0	753

Pagina 22

100% delega alla persona fisica sopra indicata con il numero della scheda magnetica  
 \*\*75 delega alla persona fisica sopra indicata con il numero della scheda magnetica (votazione effettuata alla postazione gestita)  
 RL: rappresentanza legale alla persona fisica sopra indicata con il numero della scheda magnetica

Azionisti: 1.712 Tasse: 0 Azionisti in delega: 1.712

## LISTA ESITO DELLE VOTAZIONI

## Oggetto: 4. Relazione sui compensi corrisposti nell'esercizio 2021

## FAVOREVOLI

Codice	Tot. Voti	Proprio	Delega
**0 BATTON PARTNERS SECURITIES COMMON TRUST FUND C O KPMG&C MANAGEMENT	1.351	0	1.351
**0 DYNASTY INVEST LLC	1.254	0	1.254
**0 DE LP EQUITY PASSIVE	1.693	0	1.693
**0 INTERNATIONAL TAXDATA APP TENDER VASIOR CRUSS	2.860	0	2.860
**0 BASLAN FAMILY INVESTMENT PARTNERSHIP C O EF CAPITAL	1.077	0	1.077
**0 INTERNATIONAL EQUITY FUND LLC	7.613	0	7.613
**0 JARE ADVANCE INVESTMENTS LLC	30.081	0	30.081
**0 STR INVESTMENTS LLC	44.650	0	44.650
**0 LEGMA GROUP FAMILY PARTNERS L-C DEEXAN STAMM FAMILY PARTNERS LLC	62	0	62
**0 IESSE & GENERAL MSCI EARS FUND LLC	51.708	0	51.708
**0 NIKLAS FRIEDRICH C O NORTHEAN TRUST COMPANY MANAGER	1.203	0	1.203
**0 FUND OF FUNDERS	6.247	0	6.247
**0 FLAT INITIATIVE INSURANCE LTD	12.844	0	12.844
**0 FINLIER PARTNERS LLC	329	0	329
**0 MTC INTERNATIONAL FUND LLC	624	0	624
**0 LOCAL & GENERAL MSCI EARS FUND LLC	44.979	0	44.979
**0 K INVESTMENTS SH TRUSTED	63.462	0	63.462
**0 COMMINGPLAN HEALTH OPERATING INVESTMENT POOL LLC	60.426	0	60.426
**0 ASCENSION ALMA FUND LLC	2.348	0	2.348
**0 UNITED NATIONS JOINT STAFF PENSION FUND	94.527	0	94.527
**0 INTERNATIONAL MONETARY FUND STAFF RETIREMENT FUND	215.611	0	215.611
**0 NATIONAL ACCOUNT FOR SOCIETY SECURITY FUND INC	160.409	0	160.409
**0 CLEVELAND PENSION PLAN	3.653	0	3.653
**0 QUALITY INVESTMENT TRUST FIDUCIARY ENHANCING OPPORTUNITIES FUND	1.828	0	1.828
**0 FIDUCIARY SECURITIES FUND FIDELITY FLEX LARGE CAP GROWTH FUND	1.432.471	0	1.432.471
**0 FIDELITY INVESTMENT TRUST FIDELITY DIVERSIFIED INTERNATIONAL	969.775	0	969.775
**0 VI CAPITAL LTD	5.558	0	5.558
**0 POLICEMEN'S ANNUITY AND BENEFIT FUND OF CHICAGO	18.219	0	18.219
**0 NEW ZEALAND SUPERANNUATION FUND	138.382	0	138.382
**0 CONTEMPORARY SUPERANNUATION CORPORATION AS TRUSTEE FOR ALMA	15.397	0	15.397
**0 BLACK DIAMONDS ALTERNATIVES FUND	33.539	0	33.539
**0 FISHER INVESTMENTS AUSTRALASIA GLOBAL SMALL CAP EQUITY FUND	7.456	0	7.456
**0 SUPERANNUATION FUNDS MANAGEMENT CORPORATION OF SOUTH AUSTRALIA	3.995	0	3.995
**0 NEW WORLD GREEN TRANSITION INDEX FUND	529	0	529
**0 GOVERNMENT EMPLOYEES SUPERANNUATION BOARD	17.423	0	17.423
**0 LORD SAYON'S CHARITABLE FOUNDATION	371	0	371
**0 ACERVORA GLOBAL SHARES FUND	52.679	0	52.679
**0 ACERVORA CAPITAL LEASING	16.190	0	16.190
**0 QIC LIMITED	11.220	0	11.220
**0 JOHN I WALTON FAMILY TRUST	279.215	0	279.215
**0 NEW TRUST NO 2 LAC 01 17 03	4.319	0	4.319
**0 NEW TRUST NO 3 LAC 01 17 03	417	0	417
**0 NEW TRUST NO 4 LAC 01 17 03	1.006.590	0	1.006.590
**0 NEW TRUST NO 5 LAC 01 17 03	2.855	0	2.855
**0 NEW TRUST NO 6 LAC 01 17 03	2.723	0	2.723
**0 NEW TRUST NO 7 LAC 01 17 03	3.879	0	3.879
**0 NEW TRUST NO 8 LAC 01 17 03	4.659	0	4.659
**0 THE TRUSTEES OF THE HENRY SMITH CHARITY	16.120	0	16.120
**0 S. BARON WALTON 1989 CHILDREN TRUST	1.340	0	1.340
**0 BELLAIR TRUST INSTITUTIONAL RETIREMENT TRUST SEARS FIDUCIARY	86.573	0	86.573
**0 NORTHERN TRUST GLOBAL INVESTMENTS COLLECTIVE FUNDS TRUST	1.008.798	0	1.008.798
**0 NORD VORON COMPANY DEFINED BENEFIT MASTER TRUST	10.574	0	10.574



Pagina 21

I Delega alle persone fisiche sopra indicate che il apporta del voto favorevole

1.712 Delega alle persone fisiche sopra indicate che il apporta del voto contrario

1.712 Delega alle persone fisiche sopra indicate che il apporta del voto astensione

1.712

Teste:

Azioneisti:

0 Azionisti in delega:

LISTA ESITO DELLE VOTAZIONI  
Oggetto: 4. Relazione sui compensi corrisposti nell'esercizio 2021

FAVOREVOLI

Cognome	Proprio	Delega
**D NORTHERN FUNDS INTERNATIONAL EQUITY INDEX FUND	179.862	0
**D STARTER GROUP TRUST FOR EMPLOYEE BENEFIT FUND	399.325	0
**D HANLING LOEWER FUNDS INC. GLOBAL EQUALLY RESEARCH PORTFOLIO	1.194	0
**D JON 1987 RTT C.F. II BSC TRUST TRORAP C O HANLTON ENTERPRISES LC	178	0
**D JON TRUST NO. 5 USD 9 19 02.	1.835	0
**D JON TRUST NO. 5 USD 9 19 02.	29.367	0
**D JON TRUST NO. 5 USD 9 19 02.	173	0
**D JON 1987 RTT C.F. II BSC TRUST TRORAP C O HANLTON ENTERPRISES LC	200	0
**D JON TRUST NO. 3 USD 9 19 02.	3.508	0
**D JON TRUST NO. 1 USD 9 19 02.	3.251	0
**D JON TRUST NO. 2 USD 9 19 02.	3.079	0
**D LOCKED PARTN CORPORATION MASTER RETIREMENT TRUST...	189.171	0
**D THE CHARLOTTE-MCKENZIENBERG HOSPITAL AUTHORITY	59.373	0
**D ATOTUP HEALTH FOUNDATION	3.673	0
**D CYSTIC FIBROSIS FOUNDATION	15.597	0
**D ARVEST FOUNDATION	394	0
**D NATHAN ELSAIDE AND DEPOSITARY SERVICES LIMITED AS TRUSTEE O	1.604.055	0
**D SHEN X. RETIRED 2016 08 USD EER 8 1989	3.140	0
**D EATON ELIZABETH QUANTIFIED FUND	2.472	0
**D ALPHEO L. DUPONT CHARITABLE TRUST	6.325	0
**D DAVEN HERRIS INCORPORATED MASTER TRUST	142.334	0
**D CONSUMER R.T. LEATH RETIREMENT MASTER TRUST	26.788	0
**D CLARKSON INTERNATIONAL FUND	3.837	0
**D CITY OF BIRMINGHAM EMPLOYEES RETIREMENT SYSTEM	82.359	0
**D LOS ANGELES CITY EMPLOYEES RETIREMENT SYSTEM	56.365	0
**D CITY OF LOS ANGELES FIRE AND POLICE PENSION PLAN	47.769	0
**D ELIZABETH MUNICIPAL RETIREMENT FUND	332.689	0
**D GEMSTONE FUNDS INTERNATIONAL EQUITY INDEX FUND	27.774	0
**D GENERAL TENSION AND SOCIAL SECURITY AUTHORITY	31.219	0
**D MONTGOMERY COUNTY CONSOLIDATED TOWN OF HEALTH BENEFITS TRUST	17.400	0
**D BEACON INVESTMENT SERVICES INC	1.351	0
**D MONTGOMERY COUNTY EMPLOYEES RETIREMENT SYSTEM	36.727	0
**D SPARKER HUGHES CONSULTING FOR LEVER (SOF)	36.765	0
**D SUTTER HEALTH MASTER RETIREMENT TRUST	119.620	0
**D SUTTER HEALTH	86.622	0
**D JPMF RETIREMENT SYSTEM	73.763	0
**D WORKING RETIREMENT SYSTEM	13.350	0
**D EVERETT INVESTMENTS GLOBAL SMALL CAP VALUE TRUST FUND	229.668	0
**D LONG MOTOR COMPANY OF CANADA LIMITED PENSION TRUST	1.181	0
**D TWA FORMER INDUSTRY PENSION PLAN FUND	69.600	0
**D VERLIERE PUBLIC LIMITED COMPANY	1.339.740	0
**D HANLING LOEWER FUNDS INC.	109.900	0
**D MOTOR CAPITAL FUNDS PLC	471	0
**D STATE STREET GLOBAL ADVISORS GROSS ROLL UP UNIT TRUST	16.035	0
**D BLACKROCK AUTHORIZED CONTRACTUAL SCHEME	13.592	0
**D FIDELITY GENERAL INVEST.	471.264	0
**D BRILLON COMPANY INVESTMENT MANAGEMENT CORPORATION	11.778	0
**D BANCO NACIONAL DE PAGARA ACTING AS TRUSTEE OF THE FIDUCIARIO DE FONDOS DE AHORRO DE PAGARA	15.921	0
**D ASSET MANAGEMENT EXCHANGE COE	3.007	0
**D AUSTRALIAN RETIREMENT TRUST	229.702	0
**D THE LEADERSHIP FUND AUTHORIZED CONTRACTUAL SCHEME	307.361	0
	501.791	0

LISTA ESITO DELLE VOCAZIONI

Oggetto: 4. Relazione sui compensi corrisposti nell'esercizio 2021

FAVOREVOLI

Cognome	Tot. Voti	Proprio	Delega
**D BLACKROCK UCITS COF. BLACKROCK ASSET MANAGEMENT TRILAND LIMITED	66.103	0	66.103
**D KOSKUNAT. LANTIPENSIONKASSE GEMINTSTIF. FORSTWIRTSCHAFT	37.469	0	37.469
**D VERGELERFONDER KLP AKSUGLOJAL INDEX 1	99.342	0	99.342
**D VERGELERFONDER KLP AKSUGLOJAL INDEX 1	33.196	0	33.196
**D STICHTING BEDRIJFSKAPITELENFOND VOOR HET LEVENSGELUKKIGHEIDSFOND	33.631	0	33.631
**D STICHTING FONDSTOEFONDEN	406.616	0	406.616
**D STICHTING BEDRIJFSKAPITELENFOND VOOR HET SCHOOBKAK EN GL.	20.020	0	20.020
**D KAPADE AP FONDEN	3.566	0	3.566
**D KAPADE AP FONDEN	89.401	0	89.401
**D CORE INVESTMENTS L.P. C O FONDING	74.007	0	74.007
**D MOORE GLOBAL INVESTMENTS INC.	191.829	0	191.829
**D MAY MULTI STRATEGY FUND MAELIS CORPORATE SERVICES LIMITED	554	0	554
**D GLO EUROPEAN LONG SHORT FUND VAPES CORPORATE SERVICES LIMITED	548	0	548
**D AQR T&E ASSET TOTAL RETURN FUND LLC	4.961	0	4.961
**D BELLEVUE FUNDS (LUX) RE EMPOWERMENT EUROPE SMALL	97.445	0	97.445
**D CHALLENGE FUNDS CHALLENGE FINANCIAL EQUITY FUND	476.201	0	476.201
**D CHALLENGE FUNDS CHALLENGE FINANCIAL EQUITY FUND	200.000	0	200.000
**D C O LUMBER CAPITAL MANAGEMENT KARASALA FUND SIC C O KANPRO	65.121	0	65.121
**D VORTOPARTNER STON 3 ALPHA GLOBAL QUALITY ACQUISITION	25.397	0	25.397
**D VORTOPARTNER STON 3 ALPHA GLOBAL QUALITY ACQUISITION	457	0	457
**D DANKS INVEST GLOBAL EQUITY MULTI FACTOR	22.002	0	22.002
**D DANKS INVEST GLOBAL EQUITY MULTI FACTOR	2.243	0	2.243
**D DANKS INVEST GLOBAL EQUITY MULTI FACTOR	75.023	0	75.023
**D DANKS INVEST GLOBAL EQUITY MULTI FACTOR	53.350	0	53.350
**D DANKS INVEST GLOBAL EQUITY MULTI FACTOR	379	0	379
**D DANKS INVEST GLOBAL EQUITY MULTI FACTOR	2.870	0	2.870
**D DANKS INVEST GLOBAL EQUITY MULTI FACTOR	22.352	0	22.352
**D DANKS INVEST GLOBAL EQUITY MULTI FACTOR	2.031.947	0	2.031.947
**D DANKS INVEST GLOBAL EQUITY MULTI FACTOR	8.416	0	8.416
**D DANKS INVEST GLOBAL EQUITY MULTI FACTOR	60.299	0	60.299
**D DANKS INVEST GLOBAL EQUITY MULTI FACTOR	2.837	0	2.837
**D DANKS INVEST GLOBAL EQUITY MULTI FACTOR	230.818	0	230.818
**D DANKS INVEST GLOBAL EQUITY MULTI FACTOR	135.367	0	135.367
**D DANKS INVEST GLOBAL EQUITY MULTI FACTOR	47.609	0	47.609
**D DANKS INVEST GLOBAL EQUITY MULTI FACTOR	2.842	0	2.842
**D DANKS INVEST GLOBAL EQUITY MULTI FACTOR	294.488	0	294.488
**D DANKS INVEST GLOBAL EQUITY MULTI FACTOR	90.165	0	90.165
**D DANKS INVEST GLOBAL EQUITY MULTI FACTOR	66.718	0	66.718
**D DANKS INVEST GLOBAL EQUITY MULTI FACTOR	21.043	0	21.043
**D DANKS INVEST GLOBAL EQUITY MULTI FACTOR	21.332	0	21.332
**D DANKS INVEST GLOBAL EQUITY MULTI FACTOR	25.035	0	25.035
**D DANKS INVEST GLOBAL EQUITY MULTI FACTOR	379.387	0	379.387
**D DANKS INVEST GLOBAL EQUITY MULTI FACTOR	629.367	0	629.367
**D DANKS INVEST GLOBAL EQUITY MULTI FACTOR	376.204	0	376.204
**D DANKS INVEST GLOBAL EQUITY MULTI FACTOR	10.916	0	10.916
**D DANKS INVEST GLOBAL EQUITY MULTI FACTOR	2.873.655	0	2.873.655
**D DANKS INVEST GLOBAL EQUITY MULTI FACTOR	17.251	0	17.251
**D DANKS INVEST GLOBAL EQUITY MULTI FACTOR	5.119.616	0	5.119.616
**D DANKS INVEST GLOBAL EQUITY MULTI FACTOR	1.698.924	0	1.698.924
**D DANKS INVEST GLOBAL EQUITY MULTI FACTOR	3.357.455	0	3.357.455
**D DANKS INVEST GLOBAL EQUITY MULTI FACTOR	691	0	691
**D DANKS INVEST GLOBAL EQUITY MULTI FACTOR	15.230	0	15.230



Pagina 25  
DE\* delega alla persona (firma) indicata con il numero della scheda magnetica  
DE\* delega alla persona (firma) indicata con il numero della scheda magnetica  
DE\* delega alla persona (firma) indicata con il numero della scheda magnetica  
DE\* delega alla persona (firma) indicata con il numero della scheda magnetica

Azionisti: 1.712 Teste: 1.712  
Azionisti in proprio: 0 Azionisti in delega: 1.712

# LISTA ESITO DELLA VOTAZIONE Oggetto: 4. Relazione sui compensi corrisposti nell'esercizio 2021

## FAVOREVOLI

Cognome	Tot. Voti	Probleo	Delega
**J LAGAL AND GENERAL COLLECTIVE INVESTMENT TRUST.	104.576	0	104.576
**J MALLAN INTERNATIONAL EQUITY FUND	35.700	0	35.700
**J SINGAPORE GLOBAL CORE EQUITY FUND	208.394	0	208.394
**J SINGAPORE GLOBAL CORE EQUITY FUND	2.889	0	2.889
**J SINGAPORE GLOBAL CORE EQUITY FUND	38.517	0	38.517
**J SINGAPORE GLOBAL CORE EQUITY FUND	9.688	0	9.688
**J SINGAPORE GLOBAL CORE EQUITY FUND	141.943	0	141.943
**J SINGAPORE GLOBAL CORE EQUITY FUND	12.638	0	12.638
**J SINGAPORE GLOBAL CORE EQUITY FUND	3.142	0	3.142
**J SINGAPORE GLOBAL CORE EQUITY FUND	730	0	730
**J SINGAPORE GLOBAL CORE EQUITY FUND	38.668	0	38.668
**J SINGAPORE GLOBAL CORE EQUITY FUND	25.032	0	25.032
**J SINGAPORE GLOBAL CORE EQUITY FUND	363	0	363
**J SINGAPORE GLOBAL CORE EQUITY FUND	3.547	0	3.547
**J SINGAPORE GLOBAL CORE EQUITY FUND	936	0	936
**J SINGAPORE GLOBAL CORE EQUITY FUND	13.048	0	13.048
**J SINGAPORE GLOBAL CORE EQUITY FUND	91.800	0	91.800
**J SINGAPORE GLOBAL CORE EQUITY FUND	117.382	0	117.382
**J SINGAPORE GLOBAL CORE EQUITY FUND	62.961	0	62.961
**J SINGAPORE GLOBAL CORE EQUITY FUND	66	0	66
**J SINGAPORE GLOBAL CORE EQUITY FUND	113	0	113
**J SINGAPORE GLOBAL CORE EQUITY FUND	854.879	0	854.879
**J SINGAPORE GLOBAL CORE EQUITY FUND	1.702.353	0	1.702.353
**J SINGAPORE GLOBAL CORE EQUITY FUND	5.600	0	5.600
**J SINGAPORE GLOBAL CORE EQUITY FUND	845.962	0	845.962
**J SINGAPORE GLOBAL CORE EQUITY FUND	98.000	0	98.000
**J SINGAPORE GLOBAL CORE EQUITY FUND	77.052	0	77.052
**J SINGAPORE GLOBAL CORE EQUITY FUND	582	0	582
**J SINGAPORE GLOBAL CORE EQUITY FUND	459.020	0	459.020
**J SINGAPORE GLOBAL CORE EQUITY FUND	26.497	0	26.497
**J SINGAPORE GLOBAL CORE EQUITY FUND	894.399	0	894.399
**J SINGAPORE GLOBAL CORE EQUITY FUND	24.112	0	24.112
**J SINGAPORE GLOBAL CORE EQUITY FUND	27.064	0	27.064
**J SINGAPORE GLOBAL CORE EQUITY FUND	1.946	0	1.946
**J SINGAPORE GLOBAL CORE EQUITY FUND	3.658	0	3.658
**J SINGAPORE GLOBAL CORE EQUITY FUND	17.135	0	17.135
**J SINGAPORE GLOBAL CORE EQUITY FUND	9.856	0	9.856
**J SINGAPORE GLOBAL CORE EQUITY FUND	1.240	0	1.240
**J SINGAPORE GLOBAL CORE EQUITY FUND	139.715	0	139.715
**J SINGAPORE GLOBAL CORE EQUITY FUND	81.719	0	81.719
**J SINGAPORE GLOBAL CORE EQUITY FUND	293.469	0	293.469
**J SINGAPORE GLOBAL CORE EQUITY FUND	35	0	35
**J SINGAPORE GLOBAL CORE EQUITY FUND	262	0	262
**J SINGAPORE GLOBAL CORE EQUITY FUND	11.363	0	11.363
**J SINGAPORE GLOBAL CORE EQUITY FUND	5.291	0	5.291
**J SINGAPORE GLOBAL CORE EQUITY FUND	33.880	0	33.880
**J SINGAPORE GLOBAL CORE EQUITY FUND	11.403	0	11.403
**J SINGAPORE GLOBAL CORE EQUITY FUND	40.463	0	40.463
**J SINGAPORE GLOBAL CORE EQUITY FUND	147.067	0	147.067
**J SINGAPORE GLOBAL CORE EQUITY FUND	155.030	0	155.030
**J SINGAPORE GLOBAL CORE EQUITY FUND	10.820	0	10.820
**J SINGAPORE GLOBAL CORE EQUITY FUND	145.602	0	145.602

LISTA ESITO DELLE VOTAZIONI  
Oggetto: 4. Relazione sui compensi corrisposti nell'esercizio 2021

FAVOREVOLI

Cognome	Tot. Voti	Proprio	Delega
**D GOURNAY OF MORGAN	2.067.116	0	2.067.116
**D VAX FUND H&M INTERNATIONAL OPPORTUNITIES FUND	4.739	0	4.739
**D JEC JEFFER GLOBAL FUND ASIA	3.129.176	0	3.129.176
**D CIG EUROPEAN LONG SHORT FUND MAPLES CUSTODIAN SERVICES LIMITED	548	0	548
**D TIT DAVIS A MORTIMER TRUST LAC 07 14 85	2.432	0	2.432
**D KULAN VENTURES LLC	886	0	886
**D CARLSBERG A MILLER&L	650	0	650
**D ROSEBINE LLC	1.237	0	1.237
**D TWO SIGMA EQUITY SECURITIES PORTFOLIO L.L.C. C/O TWO SIGMA INVESTMENTS LP	72.300	0	72.300
**D AOR TAX AWARE DESPOT FUND LONG SHORT EQUITY FUND LTD	10.052	0	10.052
**D AOR STOCK SELECTION FUND VANTAGE ACCOUNT L.P. C/O AOR MANAGEMENT LLC	650	0	650
**D PORTER LONDON INVESTMENTS LTD	1.347	0	1.347
**D AOR DELPHI LONG-SHORT EQUITY MASTER ACCOUNT LP CASH OF AOR CAPITAL MANAGEMENT LLC	482.331	0	482.331
**D AMUNDI DIVIDENDO ITALIA	87.118	0	87.118
**D AMUNDI ESG SELECTION EUROPE	393.000	0	393.000
**D AMUNDI OBIETTIVO RISPARMIO 2022	13.810	0	13.810
**D AMUNDI OBIETTIVO RISPARMIO 2021	5.936	0	5.936
**D AMUNDI OBIETTIVO RISPARMIO 2022 M/R	123	0	123
**D AMUNDI OBIETTIVO RISPARMIO 2022 M/R	542	0	542
**D AMUNDI OBIETTIVO RISPARMIO 2022 M/R	173	0	173
**D AMUNDI OBIETTIVO RISPARMIO 2022 M/R	666	0	666
**D AMUNDI OBIETTIVO RISPARMIO 2022 M/R	160	0	160
**D AMUNDI OBIETTIVO RISPARMIO 2022 M/R	174.000	0	174.000
**D AMUNDI OBIETTIVO RISPARMIO 2022 M/R	7.607	0	7.607
**D AMUNDI OBIETTIVO RISPARMIO 2022 M/R	73.000	0	73.000
**D AMUNDI OBIETTIVO RISPARMIO 2022 M/R	3.389	0	3.389
**D AMUNDI OBIETTIVO RISPARMIO 2022 M/R	1.901	0	1.901
**D AMUNDI OBIETTIVO RISPARMIO 2022 M/R	3.088	0	3.088
**D AMUNDI OBIETTIVO RISPARMIO 2022 M/R	2.385	0	2.385
**D AMUNDI OBIETTIVO RISPARMIO 2022 M/R	2.917	0	2.917
**D AMUNDI OBIETTIVO RISPARMIO 2022 M/R	3.632	0	3.632
**D AMUNDI OBIETTIVO RISPARMIO 2022 M/R	122.802	0	122.802
**D AMUNDI OBIETTIVO RISPARMIO 2022 M/R	4.073	0	4.073
**D AMUNDI OBIETTIVO RISPARMIO 2022 M/R	222.042	0	222.042
**D AMUNDI OBIETTIVO RISPARMIO 2022 M/R	22.483	0	22.483
**D AMUNDI OBIETTIVO RISPARMIO 2022 M/R	43.072	0	43.072
**D AMUNDI OBIETTIVO RISPARMIO 2022 M/R	54.510	0	54.510
**D AMUNDI OBIETTIVO RISPARMIO 2022 M/R	3.292	0	3.292
**D AMUNDI OBIETTIVO RISPARMIO 2022 M/R	310.000	0	310.000
**D AMUNDI OBIETTIVO RISPARMIO 2022 M/R	806.336	0	806.336
**D AMUNDI OBIETTIVO RISPARMIO 2022 M/R	6.330	0	6.330
**D AMUNDI OBIETTIVO RISPARMIO 2022 M/R	31.965	0	31.965
**D AMUNDI OBIETTIVO RISPARMIO 2022 M/R	10.034	0	10.034
**D AMUNDI OBIETTIVO RISPARMIO 2022 M/R	6.775	0	6.775
**D AMUNDI OBIETTIVO RISPARMIO 2022 M/R	7.401	0	7.401
**D AMUNDI OBIETTIVO RISPARMIO 2022 M/R	11.474	0	11.474
**D AMUNDI OBIETTIVO RISPARMIO 2022 M/R	408	0	408
**D AMUNDI OBIETTIVO RISPARMIO 2022 M/R	1.327	0	1.327
**D AMUNDI OBIETTIVO RISPARMIO 2022 M/R	15.062	0	15.062
**D AMUNDI OBIETTIVO RISPARMIO 2022 M/R	6.626	0	6.626
**D AMUNDI OBIETTIVO RISPARMIO 2022 M/R	14.839	0	14.839



1.712 0 Azionisti in delega: 1.712  
1.712 0 Azionisti in delega: 1.712  
1.712 0 Azionisti in delega: 1.712

Azionisti: 1.712  
Azionisti in proprio: 0  
Azionisti in delega: 1.712

Teste: 1.712

Azionisti: 1.712

Azionisti in proprio: 0

Azionisti in delega: 1.712

Teste: 1.712

# LISTA ESITO DELLE VOTAZIONI

Oggetto: 4. Relazione sui compensi corrisposti nell'esercizio 2021

## FAVOREVOLI

Cognome	Tot. Voti	Proprio	Delega
**D AMANDI LINDA MONTE FLEXIBLE OPPORTUNIT	42.101	0	42.101
**D AMANDI LINDA MONTE FLEXIBLE ASSET	26.356	0	26.356
**D AMANDI TOS GIOIA MULTI ASSET CONSERVATIVE	88.664	0	88.664
**D AMANDI TOS GIOIA MULTI ASSET CONSERVATIVE	26.147	0	26.147
**D AMANDI TOS GIOIA MULTI ASSET TARGET INC	525.000	0	525.000
**D AMANDI TOS GIOIA MULTI ASSET TARGET INC	933	0	933
**D AMANDI TOS GIOIA MULTI ASSET TARGET INC	2.652	0	2.652
**D AMANDI TOS GIOIA MULTI ASSET TARGET INC	108	0	108
**D AMANDI TOS GIOIA MULTI ASSET TARGET INC	2.442	0	2.442
**D AMANDI TOS GIOIA MULTI ASSET TARGET INC	694	0	694
**D AMANDI TOS GIOIA MULTI ASSET TARGET INC	1.063	0	1.063
**D AMANDI TOS GIOIA MULTI ASSET TARGET INC	233.703	0	233.703
**D AMANDI TOS GIOIA MULTI ASSET TARGET INC	46.335	0	46.335
**D AMANDI TOS GIOIA MULTI ASSET TARGET INC	21.122	0	21.122
**D AMANDI TOS GIOIA MULTI ASSET TARGET INC	44.093	0	44.093
**D AMANDI TOS GIOIA MULTI ASSET TARGET INC	11.307	0	11.307
**D AMANDI TOS GIOIA MULTI ASSET TARGET INC	743.966	0	743.966
**D AMANDI TOS GIOIA MULTI ASSET TARGET INC	5.947	0	5.947
**D AMANDI TOS GIOIA MULTI ASSET TARGET INC	9.898	0	9.898
**D AMANDI TOS GIOIA MULTI ASSET TARGET INC	54.090	0	54.090
**D AMANDI TOS GIOIA MULTI ASSET TARGET INC	1.744.041	0	1.744.041
**D AMANDI TOS GIOIA MULTI ASSET TARGET INC	323.580	0	323.580
**D AMANDI TOS GIOIA MULTI ASSET TARGET INC	703.927	0	703.927
**D AMANDI TOS GIOIA MULTI ASSET TARGET INC	1.626	0	1.626
**D AMANDI TOS GIOIA MULTI ASSET TARGET INC	44.358	0	44.358
**D AMANDI TOS GIOIA MULTI ASSET TARGET INC	108.597	0	108.597
**D AMANDI TOS GIOIA MULTI ASSET TARGET INC	23.246	0	23.246
**D AMANDI TOS GIOIA MULTI ASSET TARGET INC	76.675	0	76.675
**D AMANDI TOS GIOIA MULTI ASSET TARGET INC	103.000	0	103.000
**D AMANDI TOS GIOIA MULTI ASSET TARGET INC	78.550	0	78.550
**D AMANDI TOS GIOIA MULTI ASSET TARGET INC	12.985	0	12.985
**D AMANDI TOS GIOIA MULTI ASSET TARGET INC	16.936	0	16.936
**D AMANDI TOS GIOIA MULTI ASSET TARGET INC	52.586	0	52.586
**D AMANDI TOS GIOIA MULTI ASSET TARGET INC	283.566	0	283.566
**D AMANDI TOS GIOIA MULTI ASSET TARGET INC	340.000	0	340.000
**D AMANDI TOS GIOIA MULTI ASSET TARGET INC	1.124	0	1.124
**D AMANDI TOS GIOIA MULTI ASSET TARGET INC	132.601	0	132.601
**D AMANDI TOS GIOIA MULTI ASSET TARGET INC	340.000	0	340.000
**D AMANDI TOS GIOIA MULTI ASSET TARGET INC	1.156	0	1.156
**D AMANDI TOS GIOIA MULTI ASSET TARGET INC	27.109	0	27.109
**D AMANDI TOS GIOIA MULTI ASSET TARGET INC	20.025	0	20.025
**D AMANDI TOS GIOIA MULTI ASSET TARGET INC	65.275	0	65.275
**D AMANDI TOS GIOIA MULTI ASSET TARGET INC	26.000	0	26.000
**D AMANDI TOS GIOIA MULTI ASSET TARGET INC	103.115	0	103.115
**D AMANDI TOS GIOIA MULTI ASSET TARGET INC	76.991	0	76.991
**D AMANDI TOS GIOIA MULTI ASSET TARGET INC	17.500	0	17.500
**D AMANDI TOS GIOIA MULTI ASSET TARGET INC	196.861	0	196.861
**D AMANDI TOS GIOIA MULTI ASSET TARGET INC	77.530	0	77.530
**D AMANDI TOS GIOIA MULTI ASSET TARGET INC	20.606	0	20.606
**D AMANDI TOS GIOIA MULTI ASSET TARGET INC	9.480	0	9.480
**D AMANDI TOS GIOIA MULTI ASSET TARGET INC	5.960	0	5.960
**D AMANDI TOS GIOIA MULTI ASSET TARGET INC	34.533	0	34.533

Pagina 28

1 1111 delega alla persona fisica sopra indicata con il numero della scheda magnetica  
1.712 1111 delega alla persona fisica sopra indicata con il numero della scheda magnetica (votazione efferenza alla postazione assistita)  
1111 delega alla persona fisica sopra indicata con il numero della scheda magnetica

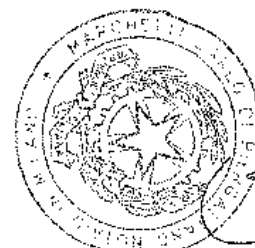
Azionisti:  
Azionisti in proprio: 0 Azionisti in delega:  
1.712 Teste:  
0 Azionisti in delega:

LISTA ESITO DELLE VOTAZIONI.

Oggetto: 4. Relazione sui compensi corrisposti nell'esercizio 2021

FAVOREVOLI

Cognome	Tot. Voti	Proprio	Delega
**D FONDS ORCOTIF CLIMAT ACTIONS	8.036	0	8.036
**E ALLOCATION INVESTI EQUITY CORE	111.683	0	111.683
**E TF ACTIONS TURC	31.632	0	31.632
**E BEL EQUITY EUROPE ESG	65.835	0	65.835
**E EUROPEAN CAPITAL EUROPE	121.113	0	121.113
**D EUROPEAN CAPITAL EUROPE	72.000	0	72.000
**D EUROPEAN CAPITAL EUROPE	211.266	0	211.266
**D EUROPEAN CAPITAL EUROPE	8.562	0	8.562
**D EUROPEAN CAPITAL EUROPE	1.613	0	1.613
**D EUROPEAN CAPITAL EUROPE	7.286	0	7.286
**D EUROPEAN CAPITAL EUROPE	95.878	0	95.878
**D EUROPEAN CAPITAL EUROPE	137.908	0	137.908
**D EUROPEAN CAPITAL EUROPE	9.863	0	9.863
**D EUROPEAN CAPITAL EUROPE	19.724	0	19.724
**D EUROPEAN CAPITAL EUROPE	75.031	0	75.031
**D EUROPEAN CAPITAL EUROPE	21.339	0	21.339
**D EUROPEAN CAPITAL EUROPE	12.387	0	12.387
**D EUROPEAN CAPITAL EUROPE	58.999	0	58.999
**D EUROPEAN CAPITAL EUROPE	336.904	0	336.904
**D EUROPEAN CAPITAL EUROPE	35.519	0	35.519
**D EUROPEAN CAPITAL EUROPE	58.443	0	58.443
**D EUROPEAN CAPITAL EUROPE	143.638	0	143.638
**D EUROPEAN CAPITAL EUROPE	129.332	0	129.332
**D EUROPEAN CAPITAL EUROPE	13.820	0	13.820
**D EUROPEAN CAPITAL EUROPE	7.771	0	7.771
**D EUROPEAN CAPITAL EUROPE	2.100.000	0	2.100.000
**D EUROPEAN CAPITAL EUROPE	4.662.881	0	4.662.881
**D EUROPEAN CAPITAL EUROPE	21.522	0	21.522
**D EUROPEAN CAPITAL EUROPE	903.837	0	903.837
**D EUROPEAN CAPITAL EUROPE	947	0	947
**D EUROPEAN CAPITAL EUROPE	1.700.858	0	1.700.858
**D EUROPEAN CAPITAL EUROPE	22.809	0	22.809
**D EUROPEAN CAPITAL EUROPE	1.401	0	1.401
**D EUROPEAN CAPITAL EUROPE	58.409	0	58.409
**D EUROPEAN CAPITAL EUROPE	429.564	0	429.564
**D EUROPEAN CAPITAL EUROPE	323	0	323
**D EUROPEAN CAPITAL EUROPE	47.935	0	47.935
**D EUROPEAN CAPITAL EUROPE	9.066	0	9.066
**D EUROPEAN CAPITAL EUROPE	217.646	0	217.646
**D EUROPEAN CAPITAL EUROPE	45.377	0	45.377
**D EUROPEAN CAPITAL EUROPE	120.062	0	120.062
**D EUROPEAN CAPITAL EUROPE	6.485	0	6.485
**D EUROPEAN CAPITAL EUROPE	64.319	0	64.319
**D EUROPEAN CAPITAL EUROPE	705.136	0	705.136
**D EUROPEAN CAPITAL EUROPE	75.110	0	75.110
**D EUROPEAN CAPITAL EUROPE	111.010	0	111.010
**D EUROPEAN CAPITAL EUROPE	374.650	0	374.650
**D EUROPEAN CAPITAL EUROPE	11.100	0	11.100
**D EUROPEAN CAPITAL EUROPE	51.806	0	51.806
**D EUROPEAN CAPITAL EUROPE	4.392	0	4.392
**D EUROPEAN CAPITAL EUROPE	40.650	0	40.650
**D EUROPEAN CAPITAL EUROPE	639.515	0	639.515



Pagina 29  
 DE\* delega alla presidenza della FincoBank S.p.A. il potere di voto della scheda rappresentativa  
 \*\*D delega alla presidenza della FincoBank S.p.A. il potere di voto della scheda rappresentativa  
 BL\* rappresentanza legale della persona fisica sopra indicata con il numero della scheda rappresentativa

Azionisti: 1.712 Teste: 1.712  
 Azionisti in proprio: 0 Azionisti in delega:

**Oggetto: 4. Relazione sui compensi corrisposti nell'esercizio 2021**

**Oggetto: 4. Relazione sui compensi corrisposti nell'esercizio 2021**

DE\* delega alle "Cercatori fisica sopra: indicata. cor. j. numero della scuola magica

© 2000 Blackwell Science Ltd, *Journal of Internal Medicine* 247: 399–406

(3) \* L'Amministrazione locale alla persona indicata con il numero del rinvio nazionale


LISTA ESITO DELLE VOTAZIONE

Oggetto: 4. Relazione sui compensi corrisposti nell'esercizio 2021

FAVOREVOLI

Cognome	Proprio	Delega
**C ISHARES TV PUBLIC TVITRD COMPANY	697.037	0
**C LEASERS VLL PLC	1.070.338	0
**C MISTRALPRT - SNTA TCRV	585	585
**C LONARDI LOG SIOMX WAKS 3015 UCLIS SIF (DB)	2.485.181	0
**C USARES EUCR STOXX DCTDS EDE (DB)	235.812	0
**C USARES STOKS EUROPE MED 200 DCTDS SIF (DB)	146.696	0
**C USARES STOKS EUROPE MED 200 DCTDS SIF (DB)	826.101	0
**C SPARKS STOKS EUROPE 600 DCTDS SIF (DB)	380.060	0
**C SPARKS STOKS EUROPE 600 DCTDS SIF (DB)	112.793	0
**C SPARKS STOKS EUROPE 600 DCTDS SIF (DB)	319.010	0
**C SPARKS STOKS EUROPE 600 DCTDS SIF (DB)	97.487	0
**C SPARKS STOKS EUROPE 600 DCTDS SIF (DB)	16.527	0
**C SPARKS STOKS EUROPE 600 DCTDS SIF (DB)	6.608	0
**C SPARKS STOKS EUROPE 600 DCTDS SIF (DB)	67.138	0
**C SPARKS STOKS EUROPE 600 DCTDS SIF (DB)	8.187	0
**C SPARKS STOKS EUROPE 600 DCTDS SIF (DB)	804.036	0
**C SPARKS STOKS EUROPE 600 DCTDS SIF (DB)	641	0
**C SPARKS STOKS EUROPE 600 DCTDS SIF (DB)	10.867	0
**C SPARKS STOKS EUROPE 600 DCTDS SIF (DB)	54.480	0
**C SPARKS STOKS EUROPE 600 DCTDS SIF (DB)	332	0
**C SPARKS STOKS EUROPE 600 DCTDS SIF (DB)	123	0
**C SPARKS STOKS EUROPE 600 DCTDS SIF (DB)	7.617	0
**C SPARKS STOKS EUROPE 600 DCTDS SIF (DB)	175.730	0
**C SPARKS STOKS EUROPE 600 DCTDS SIF (DB)	314.594	0
**C SPARKS STOKS EUROPE 600 DCTDS SIF (DB)	19.053	0
**C SPARKS STOKS EUROPE 600 DCTDS SIF (DB)	247.437	0
**C SPARKS STOKS EUROPE 600 DCTDS SIF (DB)	4.162	0
**C SPARKS STOKS EUROPE 600 DCTDS SIF (DB)	356.085	0
**C SPARKS STOKS EUROPE 600 DCTDS SIF (DB)	18.867	0
**C SPARKS STOKS EUROPE 600 DCTDS SIF (DB)	1.005.931	0
**C SPARKS STOKS EUROPE 600 DCTDS SIF (DB)	125.889	0
**C SPARKS STOKS EUROPE 600 DCTDS SIF (DB)	17.816	0
**C SPARKS STOKS EUROPE 600 DCTDS SIF (DB)	9.670	0
**C SPARKS STOKS EUROPE 600 DCTDS SIF (DB)	990	0
**C SPARKS STOKS EUROPE 600 DCTDS SIF (DB)	1.495.888	0
**C SPARKS STOKS EUROPE 600 DCTDS SIF (DB)	467.587	0
**C SPARKS STOKS EUROPE 600 DCTDS SIF (DB)	353.745	0
**C SPARKS STOKS EUROPE 600 DCTDS SIF (DB)	29.344	0
**C SPARKS STOKS EUROPE 600 DCTDS SIF (DB)	4.980	0
**C SPARKS STOKS EUROPE 600 DCTDS SIF (DB)	196.634	0
**C SPARKS STOKS EUROPE 600 DCTDS SIF (DB)	968.512	0
**C SPARKS STOKS EUROPE 600 DCTDS SIF (DB)	2.454	0
**C SPARKS STOKS EUROPE 600 DCTDS SIF (DB)	15.670	0
**C SPARKS STOKS EUROPE 600 DCTDS SIF (DB)	72.330	0
**C SPARKS STOKS EUROPE 600 DCTDS SIF (DB)	141.941	0
**C SPARKS STOKS EUROPE 600 DCTDS SIF (DB)	90.000	0
**C SPARKS STOKS EUROPE 600 DCTDS SIF (DB)	9.450.889	0
**C SPARKS STOKS EUROPE 600 DCTDS SIF (DB)	32.704	0
**C SPARKS STOKS EUROPE 600 DCTDS SIF (DB)	1.169.215	0
**C SPARKS STOKS EUROPE 600 DCTDS SIF (DB)	2.104.920	0
**C SPARKS STOKS EUROPE 600 DCTDS SIF (DB)	21.408	0
**C SPARKS STOKS EUROPE 600 DCTDS SIF (DB)	16.264	0

Azionisti: 1.712 Tesi: 1.712  
 Azionisti in proprio: 0 Azionisti in delega: 1.712



DE\* delega alla persona fisica sopra indicata con il numero della scheda magnetica  
 \*\*\*) delega alle persone fisiche sopra indicate con il numero della scheda magnetica (votazione effettuata alla mediazione assiale)  
 IL\* rappresentanza legale alla persona fisica sopra indicata con il numero della scheda magnetica

## LISTA ESITO DELLE VOTAZIONI

Oggetto: 4. Relazione sui compensi corrisposti nell'esercizio 2021

## TAVOREVOLI

Cognome	Tot. Voti	Proprio	Delega
**D SWAN INVESTMENT FUNDS TRUST	55.871	0	55.871
**D SWAN GROUP PENSION TRUST IT	23.987	0	23.987
**D TRM RETIREMENT PLAN	2.688	0	2.688
**D ALLIANZ GLOBAL INVESTORS, SVSW FOR ALLIANZFUNDS CHS	71.470	0	71.470
**D ALLIANZ GLOBAL INVESTORS, SVSW FOR ALLIANZFUNDS CHS	6.101	0	6.101
**D AEG AS GLOBAL RISK ALLOCATION/CONSENSUS PORTFOLIO	34.089	0	34.089
**D JOHN HANCOCK LIFE AND HEALTH INSURANCE COMPANY	16.590	0	16.590
**D THE M&P TRUST BANK OF JAPAN LTD RE ALLIANCE FOREIGN EQUITY INDEX MOTHER FUND	23.669	0	23.669
**D COMENFUND STRATEGIC SOLUTIONS GLOB AT EQUITY LLC	122.171	0	122.171
**D IMA 301 (K) FUND TRUST	1.688	0	1.688
**D GOLDMAN SACHS TRUST GO DMN SACS GLOBAL MANAGED BELTA FUND	1.800	0	1.800
**D AM VARIABLE PRODUCTS SVSWERS FUND INC. AM DYNAMIC ASSET ALLOCATION PORTFOLIO	2.020	0	2.020
**D ALLIANZ GLOBAL INVESTORS SVSW FOR ALLIANZ FUND SET WATER	33.373	0	33.373
**D INTERNATIONAL MONETARY FUND	24.035	0	24.035
**D HERITAGE TRUST COMPANY COLLECTIVE INVESTMENT TRUST	23.403	0	23.403
**D UNIVERSAL INVESTMENT GEBELLSCHAFT AER FOR KFT UNIVERSAL FUND	304.711	0	304.711
**D TRIF KAPITALANLAGENGESELLSCHAFT MBX FOR FRISSKORREKTIONEN	69.749	0	69.749
**D UNIVERSAL INVESTMENT TRUST FOR MENELA	946.174	0	946.174
**D STRATEGY SQUARE TRUST IT STRATEGIC ALY FIDELITY INT FND	19.106	0	19.106
**D NEW ENGLAND TRANSYS AND TRADING INDUSTRY TENSION FUND	18.000	0	18.000
**D TRIF KAPITALANLAGENGESELLSCHAFT MBX FOR LHDREVAIRENZEKILAN	54.425	0	54.425
**D UNIVERSAL INVESTMENT GEBELLSCHAFT MBX FOR PROCTON'S FAN	269.031	0	269.031
**D STRATEGY SQUARE TRUST IT STRATEGIC ADVISERS 161 FUND	639	0	639
**D PER CARLINA INC	4.205.000	0	4.205.000
**D REPERATED KALISARK FUND	111.400	0	111.400
**D REPERATED KALISARK FUND II	111.400	0	111.400
**D REPERATED KALISARK SMALL CAP FUND	4.540.000	0	4.540.000
**D REPERATED KALISARK SMALL CAP FUND	11.814	0	11.814
**D SCHWAB ENVIRONMENTAL INTERNATIONAL SMALL COMPANY INDEX FIF	159.510	0	159.510
**D JOHN HANCOCK VARIABLE INSURANCE TRUST STRAT EQ ALLOCATED TRUST	98.837	0	98.837
**D JOHN HANCOCK TRUST COMPANY COLLECTIVE INVESTMENT TRUST	2.766	0	2.766
**D JOHN HANCOCK TRUST COMPANY COLLECTIVE INVESTMENT TRUST	30.234	0	30.234
**D JOHN HANCOCK TRUST COMPANY COLLECTIVE INVESTMENT TRUST	873.829	0	873.829
**D SCHWAB ENVIRONMENTAL EQUITY ETF	32.893	0	32.893
**D RE CAPITAL TRUST CIL INSITUATIONAL INTERNATIONAL EQUITY PORTFOLIO	1.425	0	1.425
**D RE CAPITAL TRUST THE ESC GROWTH PORTFOLIO	311	0	311
**D RE CAPITAL TRUST THE CATHOLIC SRI GROWTH PORTFOLIO	696	0	696
**D ARANABER LLC	34.421	0	34.421
**D THE KALISARK JEREMY	17.383	0	17.383
**D REISER FOUNDATION HOSEIHALS	24.788	0	24.788
**D KALISARK FUNDAMENTAL GROUP TRUST	4.419.981	0	4.419.981
**D KALISARK DEVELOPED MARKETS INDEX FUND	531.953	0	531.953
**D KALISARK DEVELOPED MARKETS INDEX FUND	217.620	0	217.620
**D KALISARK DEVELOPED MARKETS INDEX FUND	2.413.573	0	2.413.573
**D STATE STREET TOTAL RETURN V.9 FUND	6.309	0	6.309
**D STATE STREET TOTAL RETURN V.9 FUND	21.639	0	21.639
**D STATE STREET TOTAL RETURN V.9 FUND	232.269	0	232.269
**D STATE STREET TOTAL RETURN V.9 FUND	90.902	0	90.902
**D STATE STREET TOTAL RETURN V.9 FUND	20.754	0	20.754
**D STATE STREET TOTAL RETURN V.9 FUND	18.099	0	18.099
**D STATE STREET TOTAL RETURN V.9 FUND	569.559	0	569.559
**D STATE STREET TOTAL RETURN V.9 FUND	22.809	0	22.809
**D STATE STREET TOTAL RETURN V.9 FUND	214.291	0	214.291

Pagina 32

D2\* delega alla persona fisica sopra indicata con il numero della scheda magnetica

\*\*) delega alla persona fisica sopra indicata con il numero della scheda magnetica (conferma di delega alla persona fisica sopra indicata)

R1\* rappresenta la delega alla persona fisica sopra indicata con il numero della scheda magnetica

Azionisti: 1.712 Tasti: 0 Azionisti in delega: 1.712

## FAVOREVOLI

Code	Company	Tot. Vosi	Proprio	Delega
**D	MANULIFE INVESTMENT MANAGEMENT INTERNATIONAL EQUITY INDEX FUND	22.338	0	22.338
**D	JUS FUND MANAGEMENT (SWITZERLAND) AC ON BEHALF OF SWATCH INVESTMENT	29.324	0	29.324
**D	NEW YORK BLACK TEACHERS RETIREMENT SYSTEM	948.094	0	948.094
**D	PONTIAC BANK AND TRUST FSB	105.455	0	105.455
**D	WILLIAMS COLLECTIVE INVESTMENT FUNDS TRUST IT	39.471	0	39.471
**D	WASHINGTON STATE INVESTMENT BOARD	182.266	0	182.266
**D	WISCONSIN INTERNATIONAL EFFICIENT CORE FUND	4.230	0	4.230
**D	VANGUARD FUND DEVELOPER ALL CEREAL NORTH AMERICA INDEX FUND	70.314	0	70.314
**D	VALLIC COMPANY INTERNATIONAL OPPORTUNITIES FUND	32.363	0	32.363
**D	CAPITAL GROUP GLOBAL EQUITY FUND (CANADA)	3.678.000	0	3.678.000
**D	VAN ELZOWEN SMALL CAP EQUITY FUND	10.386	0	10.386
**D	INVESTMENT MANAGEMENT INVESTMENT EQUITY FUND	59.486	0	59.486
**D	WISCONSIN INVESTMENT FUND FOR DEPENDENT GSK	7.250	0	7.250
**D	VANGUARD FUND DEVELOPER ALL CEREAL NORTH AMERICA INDEX FUND	8.709	0	8.709
**D	VAN ELZOWEN SMALL CAP EQUITY FUND	46.727	0	46.727
**D	INVESTMENT MANAGEMENT INVESTMENT EQUITY FUND	13.639	0	13.639
**D	WISCONSIN INVESTMENT FUND FOR DEPENDENT GSK	3.914	0	3.914
**D	VANGUARD FUND DEVELOPER ALL CEREAL NORTH AMERICA INDEX FUND	3.928.812	0	3.928.812
**D	VALLIC COMPANY INTERNATIONAL OPPORTUNITIES FUND	436.471	0	436.471
**D	CAPITAL GROUP GLOBAL EQUITY FUND (CANADA)	2.070.001	0	2.070.001
**D	VAN ELZOWEN SMALL CAP EQUITY FUND	5.284	0	5.284
**D	INVESTMENT MANAGEMENT INVESTMENT EQUITY FUND	45.100	0	45.100
**D	WISCONSIN INVESTMENT FUND FOR DEPENDENT GSK	236.437	0	236.437
**D	VANGUARD FUND DEVELOPER ALL CEREAL NORTH AMERICA INDEX FUND	62.782	0	62.782
**D	VALLIC COMPANY INTERNATIONAL OPPORTUNITIES FUND	67.829	0	67.829
**D	CAPITAL GROUP GLOBAL EQUITY FUND (CANADA)	61.771	0	61.771
**D	VAN ELZOWEN SMALL CAP EQUITY FUND	362	0	362
**D	INVESTMENT MANAGEMENT INVESTMENT EQUITY FUND	3.748.022	0	3.748.022
**D	WISCONSIN INVESTMENT FUND FOR DEPENDENT GSK	36.948	0	36.948
**D	VANGUARD FUND DEVELOPER ALL CEREAL NORTH AMERICA INDEX FUND	1.075	0	1.075
**D	VALLIC COMPANY INTERNATIONAL OPPORTUNITIES FUND	3.626	0	3.626
**D	CAPITAL GROUP GLOBAL EQUITY FUND (CANADA)	3.470	0	3.470
**D	VAN ELZOWEN SMALL CAP EQUITY FUND	3.539	0	3.539
**D	INVESTMENT MANAGEMENT INVESTMENT EQUITY FUND	25.781	0	25.781
**D	WISCONSIN INVESTMENT FUND FOR DEPENDENT GSK	349	0	349
**D	VANGUARD FUND DEVELOPER ALL CEREAL NORTH AMERICA INDEX FUND	39.217	0	39.217
**D	VALLIC COMPANY INTERNATIONAL OPPORTUNITIES FUND	48.193	0	48.193
**D	CAPITAL GROUP GLOBAL EQUITY FUND (CANADA)	4.873	0	4.873
**D	VAN ELZOWEN SMALL CAP EQUITY FUND	2.560	0	2.560
**D	INVESTMENT MANAGEMENT INVESTMENT EQUITY FUND	11.457	0	11.457
**D	WISCONSIN INVESTMENT FUND FOR DEPENDENT GSK	40.279	0	40.279
**D	VANGUARD FUND DEVELOPER ALL CEREAL NORTH AMERICA INDEX FUND	28.596	0	28.596
**D	VALLIC COMPANY INTERNATIONAL OPPORTUNITIES FUND	38.045	0	38.045
**D	CAPITAL GROUP GLOBAL EQUITY FUND (CANADA)	3.996	0	3.996
**D	VAN ELZOWEN SMALL CAP EQUITY FUND	1.144	0	1.144
**D	INVESTMENT MANAGEMENT INVESTMENT EQUITY FUND	5.300	0	5.300
**D	WISCONSIN INVESTMENT FUND FOR DEPENDENT GSK	90.908	0	90.908
**D	VANGUARD FUND DEVELOPER ALL CEREAL NORTH AMERICA INDEX FUND	884	0	884
**D	VALLIC COMPANY INTERNATIONAL OPPORTUNITIES FUND	7.452	0	7.452
**D	CAPITAL GROUP GLOBAL EQUITY FUND (CANADA)	27.490	0	27.490
**D	VAN ELZOWEN SMALL CAP EQUITY FUND	1.766	0	1.766
**D	INVESTMENT MANAGEMENT INVESTMENT EQUITY FUND	250.086	0	250.086
**D	WISCONSIN INVESTMENT FUND FOR DEPENDENT GSK	24.493	0	24.493
**D	VANGUARD FUND DEVELOPER ALL CEREAL NORTH AMERICA INDEX FUND	2.652	0	2.652
**D	VALLIC COMPANY INTERNATIONAL OPPORTUNITIES FUND	24.493	0	24.493
**D	CAPITAL GROUP GLOBAL EQUITY FUND (CANADA)	2.652	0	2.652
**D	VAN ELZOWEN SMALL CAP EQUITY FUND	24.493	0	24.493
**D	INVESTMENT MANAGEMENT INVESTMENT EQUITY FUND	2.652	0	2.652
**D	WISCONSIN INVESTMENT FUND FOR DEPENDENT GSK	24.493	0	24.493
**D	VANGUARD FUND DEVELOPER ALL CEREAL NORTH AMERICA INDEX FUND	2.652	0	2.652
**D	VALLIC COMPANY INTERNATIONAL OPPORTUNITIES FUND	24.493	0	24.493
**D	CAPITAL GROUP GLOBAL EQUITY FUND (CANADA)	2.652	0	2.652
**D	VAN ELZOWEN SMALL CAP EQUITY FUND	24.493	0	24.493
**D	INVESTMENT MANAGEMENT INVESTMENT EQUITY FUND	2.652	0	2.652
**D	WISCONSIN INVESTMENT FUND			

XL\* rappresenta la legge alla persona fisica sopra indicata con il numero della scheda magnetica



## LISTA ESITO DELL'E VOTAZIONE

Oggetto: 4. Relazione sui compensi corrisposti nell'esercizio 2021

## FAVOREVOLI

Cognome	Delega	Proprio	Delega
**D ORANGE COUNTY EMPLOYERS RETIREMENT SYSTEM	92.408	0	92.408
**D RUSSELL INVESTMENT COMPANY V LLC	10.047	0	10.047
**D STRATTON SECURITIES TRUST SA MULTI-MANAGED EMILANATIONAL EQUITY PORTFOLIO	72.326	0	72.326
**D SUBAMERICA SERIES TRUST SA BLACKROCK VTC GLOBAL NULO ASSET PORT	75.755	0	75.755
**D SUBAMERICA SERIES TRUST SA SCHWABER VGE GLOBAL ALLOCATION PORTFOLIO	57.390	0	57.390
**D SUBAMERICA SERIES TRUST SA INTERNATIONAL INDEX PORTFOLIO	27.298	0	27.298
**D JACOBUS GLOBAL ALLOCATION FUND	1.397	0	1.397
**D DEL DIA INTERNATIONAL CORE EQUITY FUND	4.137	0	4.137
**D SUBAMERICA SERIES TRUST SA JPM INVESTMENT BALANCED PORTFOLIO	1.416	0	1.416
**D EX HSCI FAFS INTERNATIONAL INDEX FUND	4.245	0	4.245
**D TRANSFRICA INTERNATIONAL EQUITY INDEX VP	2.972	0	2.972
**D JACOBUS GLOBAL ALLOCATION FUND	4.104	0	4.104
**D TANGENTIN BALANCED GROWTH PORTFOLIO	11.629	0	11.629
**D FIRST CREDIT OF CHIEF SCIENTIST	12.856	0	12.856
**D TRANSFRICA VORGEN STANLEY GLOBAL ALLOCATION VP	7.941	0	7.941
**D WELLS FARGO INSTITUTIONAL INTERNATIONAL GROWTH FUND	257.636	0	257.636
**D WELLS FARGO COLLECTIVE INVESTMENT TRUST	216.564	0	216.564
**D TANGENTIN BALANCED GROWTH PORTFOLIO	1.442	0	1.442
**D TANGENTIN BALANCED GROWTH PORTFOLIO	8.689	0	8.689
**D TANGENTIN BALANCED GROWTH PORTFOLIO	6.199	0	6.199
**D TANGENTIN BALANCED GROWTH PORTFOLIO	362	0	362
**D TANGENTIN BALANCED GROWTH PORTFOLIO	427.806	0	427.806
**D TANGENTIN BALANCED GROWTH PORTFOLIO	893.030	0	893.030
**D TANGENTIN BALANCED GROWTH PORTFOLIO	134.384	0	134.384
**D TANGENTIN BALANCED GROWTH PORTFOLIO	34.978	0	34.978
**D TANGENTIN BALANCED GROWTH PORTFOLIO	533	0	533
**D TANGENTIN BALANCED GROWTH PORTFOLIO	320.957	0	320.957
**D TANGENTIN BALANCED GROWTH PORTFOLIO	357.543	0	357.543
**D TANGENTIN BALANCED GROWTH PORTFOLIO	6.366	0	6.366
**D TANGENTIN BALANCED GROWTH PORTFOLIO	1.211.135	0	1.211.135
**D TANGENTIN BALANCED GROWTH PORTFOLIO	2.977.030	0	2.977.030
**D TANGENTIN BALANCED GROWTH PORTFOLIO	78.343	0	78.343
**D TANGENTIN BALANCED GROWTH PORTFOLIO	335.900	0	335.900
**D TANGENTIN BALANCED GROWTH PORTFOLIO	102.480	0	102.480
**D TANGENTIN BALANCED GROWTH PORTFOLIO	194.785	0	194.785
**D TANGENTIN BALANCED GROWTH PORTFOLIO	68.295	0	68.295
**D TANGENTIN BALANCED GROWTH PORTFOLIO	7.812	0	7.812
**D TANGENTIN BALANCED GROWTH PORTFOLIO	9.922	0	9.922
**D TANGENTIN BALANCED GROWTH PORTFOLIO	4.343	0	4.343
**D TANGENTIN BALANCED GROWTH PORTFOLIO	20.638	0	20.638
**D TANGENTIN BALANCED GROWTH PORTFOLIO	13.065	0	13.065
**D TANGENTIN BALANCED GROWTH PORTFOLIO	9.245	0	9.245
**D TANGENTIN BALANCED GROWTH PORTFOLIO	5.060	0	5.060
**D TANGENTIN BALANCED GROWTH PORTFOLIO	282	0	282
**D TANGENTIN BALANCED GROWTH PORTFOLIO	1.216	0	1.216
**D TANGENTIN BALANCED GROWTH PORTFOLIO	1.887	0	1.887
**D TANGENTIN BALANCED GROWTH PORTFOLIO	39.651	0	39.651
**D TANGENTIN BALANCED GROWTH PORTFOLIO	17.810	0	17.810
**D TANGENTIN BALANCED GROWTH PORTFOLIO	10.435	0	10.435
**D TANGENTIN BALANCED GROWTH PORTFOLIO	6.031	0	6.031
**D TANGENTIN BALANCED GROWTH PORTFOLIO	54.099	0	54.099



Pagina 35

1 DE\* delega alla persona fisica sopra indicata con il numero della scheda magnetica  
 1.712 \*\*D delega alla persona fisica sopra indicata con il numero della scheda magnetica (votazione effettuata alla postazione assistita)  
 RL\* rappresenta la legge alla persona fisica sopra indicata con il numero della scheda magnetica

Azionisti: 1.712 Teste:  
 Azionisti in proprio: 0 Azionisti in delega:

## LISTA ESITO DELLE VOTAZIONI

Oggetto: 4. Relazione sui compensi corrisposti nell'esercizio 2021

## FAVOREVOLI

Cognome	Tot. Voti	Proprio	Delega
**0 PARABOLIC INTERNATIONAL EQUITY FUND	24.111	0	24.111
**0 THE BENEFITS OF THE UNIVERSITY OF CALIFORNIA	436.778	0	436.778
**0 BROAD INVESTMENT FUNDS PUBLIC LIMITED COMPANY	3.732	0	3.732
**0 CANVEST INTERNATIONAL ASSURANCE INDEX FUND	28.266	0	28.266
**0 CANVEST INTERNATIONAL OPPORTUNITIES FUND	369.003	0	369.003
**0 CANVEST VENTURE INTERNATIONAL INDEX PORTFOLIO	4.632	0	4.632
**0 CALSSE DE DEPOT ET PLACEMENT SECURIFEC	62.412	0	62.412
**0 ATRACTORS IEL PUBLIC LIMITED COMPANY	270.183	0	270.183
**0 DEIRRELL LORSON EMPOWERED NUCLEAR OCCUPATION INC TRUST	10.789	0	10.789
**0 CENTRAL PROVIDENT FUND BOARD	1.015	0	1.015
**0 SCENE ASOOF STAN	11.500	0	11.500
**0 CITY UNIVERS. OF NEW YORK	867	0	867
**0 TRUST I AS GLOBAL DYNAMIC ALLOCATION PORTFOLIO	34.008	0	34.008
**0 THE CAPTIVE INVESTORS FUND	96.400	0	96.400
**0 CARLEPLAG INC. RETIREMENT PLAN TRUST	64.000	0	64.000
**0 DRS (DR) GROUP FUND	45.203	0	45.203
**0 STERIS XXI RANORCE BASICA 90 94 SA DE C.V.	114.379	0	114.379
**0 SELLORS XXI RANORCE BASICA 95 94 SA DE C.V.	60.061	0	60.061
**0 STERIS XXI RANORCE BASICA 90 94 SA DE C.V.	18.030	0	18.030
**0 STERIS XXI RANORCE BASICA 60 64 SA DE C.V.	71.808	0	71.808
**0 STERIS XXI RANORCE BASICA 65 60 SA DE C.V.	110.836	0	110.836
**0 STERIS XXI RANORCE BASICA 70 74 SA DE C.V.	13.132	0	13.132
**0 STERIS XXI RANORCE BASICA 75 70 SA DE C.V.	110.384	0	110.384
**0 STERIS XXI RANORCE BASICA 75 70 SA DE C.V.	15.969	0	15.969
**0 STERIS XXI RANORCE BASICA 75 70 SA DE C.V.	4.166	0	4.166
**0 THE FIRST DIRECT COMPANY RETIREMENT PLAN MASTER TRUST	93.581	0	93.581
**0 BMO MSCI EUROPE QUALITY PERFORM TO USD AUD	152.250	0	152.250
**0 BMO MSCI EUROPE HIGH QUALITY LOGGED TO CAD INDEX EUR	16.651	0	16.651
**0 BMO MSCI EUROPE HIGH QUALITY LOGGED TO CAD INDEX EUR	9.322	0	9.322
**0 UNITED TECHNOLOGIES CORPORATION/EMPLOYEE SAVINGS PLAN MASTER TRU	4.690	0	4.690
**0 BEAR CREEK INC	13.736	0	13.736
**0 MIBI FRANK RUSSELL IAVE JAPAN LIMITED INI EQUITY FUND	350	0	350
**0 ROR GLOBE DEFENSIVE EQUITY FUND LP	42.330	0	42.330
**0 AMERICAN BUREAU OF SELLING	1.755	0	1.755
**0 AMERICAN CENTURY ETF TRUST ADVANTIS INTERNATIONAL EQUITY ETF	10.547	0	10.547
**0 AMERICAN CENTURY ETF TRUST ADVANTIS INTERNATIONAL EQUITY FUND	84	0	84
**0 AMERICAN CENTURY ETF TRUST ADVANTIS RESPONSIBLE INTERNATIONAL EQUITY FIF	111.474	0	111.474
**0 AMERICAN CENTURY ETF TRUST ADVANTIS RESPONSIBLE INTERNATIONAL EQUITY FIF	41.802	0	41.802
**0 AMERICAN CENTURY ETF TRUST ADVANTIS RESPONSIBLE INTERNATIONAL EQUITY FIF	92.675	0	92.675
**0 AMERICAN CENTURY ETF TRUST ADVANTIS RESPONSIBLE INTERNATIONAL EQUITY FIF	18.961	0	18.961
**0 AMERICAN CENTURY ETF TRUST ADVANTIS RESPONSIBLE INTERNATIONAL EQUITY FIF	1.000.566	0	1.000.566
**0 AMERICAN CENTURY ETF TRUST ADVANTIS RESPONSIBLE INTERNATIONAL EQUITY FIF	888.078	0	888.078
**0 AMERICAN CENTURY ETF TRUST ADVANTIS RESPONSIBLE INTERNATIONAL EQUITY FIF	36.111	0	36.111
**0 AMERICAN CENTURY ETF TRUST ADVANTIS RESPONSIBLE INTERNATIONAL EQUITY FIF	73.059	0	73.059
**0 AMERICAN CENTURY ETF TRUST ADVANTIS RESPONSIBLE INTERNATIONAL EQUITY FIF	1.170.661	0	1.170.661
**0 AMERICAN CENTURY ETF TRUST ADVANTIS RESPONSIBLE INTERNATIONAL EQUITY FIF	42.655	0	42.655
**0 AMERICAN CENTURY ETF TRUST ADVANTIS RESPONSIBLE INTERNATIONAL EQUITY FIF	58.243	0	58.243
**0 AMERICAN CENTURY ETF TRUST ADVANTIS RESPONSIBLE INTERNATIONAL EQUITY FIF	235.708	0	235.708
**0 AMERICAN CENTURY ETF TRUST ADVANTIS RESPONSIBLE INTERNATIONAL EQUITY FIF	18.788	0	18.788
**0 AMERICAN CENTURY ETF TRUST ADVANTIS RESPONSIBLE INTERNATIONAL EQUITY FIF	32.806	0	32.806
**0 AMERICAN CENTURY ETF TRUST ADVANTIS RESPONSIBLE INTERNATIONAL EQUITY FIF	1.506	0	1.506
**0 AMERICAN CENTURY ETF TRUST ADVANTIS RESPONSIBLE INTERNATIONAL EQUITY FIF	219.063	0	219.063

Pagina 36

100% delega alla persona fisica sopra indicata con il numero della scheda magnetica

\*\*D delega alla persona fisica sopra indicata con il numero della scheda magnetica (votazione elettronica e/o postale)

RL: rappresenta la persona fisica sopra indicata con il numero della scheda magnetica

1 100% delega alla persona fisica sopra indicata con il numero della scheda magnetica

1.712 1.712 0 Azionisti in delega.

Azionisti:

Azionisti in proprio:

## LISTA USUO DELLE VOTAZIONE

Oggetto: 4. Relazione sui compensi corrisposti nell'esercizio 2021

## FAVOREVOLI

Denominazione	Tot. Voti	Proprio	Delega
**0 MORGAN STANLEY INSTITUTIONAL FUND TRUST GLOBAL STRATEGIST PORTFOLIO	2.904	0	2.904
**0 MORGAN STANLEY VANTAGE INSURANCE FUND INC. GLOBAL STRATEG. ST PORTFOLIO	561	0	561
**0 MRCY US-UK ENDOWMENT TRUST	6.936	0	6.936
**0 MULTI-MULTIPLY FOUNDATION	6.321	0	6.321
**0 SEDR PORTFOLIO EUROPE EIT	13.613	0	13.613
**0 SSP VEST ITALY SECURITIES/INVESTING COMMON TRUST FUND	497.709	0	497.709
**0 USA COMMINGLED ENDOWMENT FUND LP	25.117	0	25.117
**0 V INTERNATIONAL EQUITY FUND	3.597	0	3.597
**0 PEOPLE'S BANK OF CHINA	490.369	0	490.369
**0 PEOPLE'S BANK OF CHINA	21.712	0	21.712
**0 EUROPEAN INVESTING CORPORATION	944.434	0	944.434
**0 ELIANTY ONE GLOBAL STRATEGY FUND	685.837	0	685.837
**0 USE LUX FUND SOLUTIONS	507.208	0	507.208
**0 MACKENZIE GLOBAL INVESTMENT TRUST EIT	793	0	793
**0 CLUC PENSION PLAN INVEST FUND	2.445	0	2.445
**0 THE ROYAL INST FOR THE ADVANCEMENT OF LEARNING VS-TL UNIVERSITY	20.100	0	20.100
**0 COUNSEL INTERNATIONAL GROWTH	101.603	0	101.603
**0 COUNSEL DEFENSIVE GLOBAL EQUITY	2.092	0	2.092
**0 INCO SELECTED MASTER TRUST	104.807	0	104.807
**0 IS VACCINIE EUROPEAN MID CAP EQUITY FUND	23.084	0	23.084
**0 REINVESTMENT TO GLOBAL FORTIFY TRUST POOL	19.599	0	19.599
**0 IS MACKENZIE EUROPEAN MID CAP EQUITY CLASS	3.513	0	3.513
**0 JEFFERSON GLOBAL SMALL CAP EQUITY FUND LP	4.365	0	4.365
**0 STRATEGY LOW VOLATILITY FUND	17.664	0	17.664
**0 MACKENZIE GLOBAL INVESTMENT TRUST EIT	707	0	707
**0 EUROPEAN SMALL CAP EQUITY FUND	287.176	0	287.176
**0 KOGILL ON VARELW PENSION FUND	14.828	0	14.828
**0 MACKENZIE INTERNATIONAL EQUITY INDEX EIT	11.905	0	11.905
**0 CC & L INTERNATIONAL EQUITY FUND	16.809	0	16.809
**0 COAT GLOBAL EQUITY FUND	10.042	0	10.042
**0 COAT GLOBAL EQUITY FUND	7.760	0	7.760
**0 CO ENHANCE INTERNATIONAL EQUITY INDEX FUND	137.407	0	137.407
**0 EPOCH INTERNATIONAL EQUITY FUND	371.597	0	371.597
**0 EUROPEAN INDEX FUND	2.159.482	0	2.159.482
**0 IS INTERNATIONAL EQUITY INDEX EIT	3.823	0	3.823
**0 IS INTERNATIONAL EQUITY INDEX EIT	26.740	0	26.740
**0 IS INTERNATIONAL EQUITY INDEX EIT	5.079	0	5.079
**0 IS INTERNATIONAL EQUITY INDEX EIT	891	0	891
**0 IS INTERNATIONAL EQUITY INDEX EIT	24.813	0	24.813
**0 IS INTERNATIONAL EQUITY INDEX EIT	23.458	0	23.458
**0 IS INTERNATIONAL EQUITY INDEX EIT	26.120	0	26.120
**0 IS INTERNATIONAL EQUITY INDEX EIT	3.707	0	3.707
**0 IS INTERNATIONAL EQUITY INDEX EIT	1.058	0	1.058
**0 IS INTERNATIONAL EQUITY INDEX EIT	473	0	473
**0 IS INTERNATIONAL EQUITY INDEX EIT	81.629	0	81.629
**0 IS INTERNATIONAL EQUITY INDEX EIT	2.247	0	2.247
**0 IS INTERNATIONAL EQUITY INDEX EIT	191.326	0	191.326
**0 IS INTERNATIONAL EQUITY INDEX EIT	60.433	0	60.433
**0 IS INTERNATIONAL EQUITY INDEX EIT	8.081	0	8.081

Totale voti 455.840.979  
Percentuale votanti % 95,838094

Azionisti:

Azionisti in proprio:

1.712

0

Azionisti in delega:

1.712

0

Pagina 37

DE delega alla persona fisica sopra indicata con il numero della scheda magnetica  
 \*\*D delega alla persona fisica sopra indicata con il numero della scheda magnetica (votazione effettuata alla postazione assistita)  
 RI: rappresentante legale della persona fisica sopra indicata con il numero della scheda magnetica



LISTA ESITO DELLE VOCAZIONE  
Oggetto: 4. Relazione sui compensi corrisposti nell'esercizio 2021

FAVOREVOLI					
Cognome	Percentuale Capitale %	Vol. Vol.	Proprio	Delega	
	74,713349				

# LISTA ESITO DELLE VOTAZIONI

Oggetto: 5. Sistema incentivante 2022 per i Dipendenti appartenenti al Personale più rilevante

## CONTRARI

Comune	Tot. Voti	Proprio	Delega
1. COMPULSABILI SPA RAPPR. DESIGNATO IN QUALITÀ DI SUDDELEGATO LUDWIG SCHLÖSSER IN PERSONA DI MARIA ALBERTO	0	0	0
**B EC RENDE	4.621	0	4.621
**B STEVENS-FUND, SIEMENS-REWE	95.339	0	95.339
**B STEVENS DC BALANCED	3.685	0	3.685
**B VILLENB ACTIONS EUROPE SYST AG	62.030	0	62.030
**B EOP BRAFF ACTIONS EURO I	325.200	0	325.200
**B TRADE ACTIONS EURO VILL	332.064	0	332.064
**B SIEMENS DIVERSIFIED GROWTH	19.588	0	19.588
**B SIEMENS EMO FACILITIES	34.833	0	34.833
**B SIEMENS AUDIOLITE RECORD	10.497	0	10.497
**B SIEMENS EUROINVEST ARTEN	3.839	0	3.839
**B STITCHING BLUE SKY -LOLID ASSET FUNDS	55.601	0	55.601
**B GCM OF LOS ANGELES RTIR AND BOLICE PENSION PLAN	744.961	0	744.961
**B ELABORABLE PENSION FUND	382.828	0	382.828
**B EOLLE AVENIR FICS	36.000	0	36.000
**B EOCZ ACTIONS TENDRENT EURO	29.500	0	29.500
**B FEDERATED KAPPAHMAN FUND	4.263.000	0	4.263.000
**B FEDERATED KAPPAHMAN FUND L	1.11.400	0	1.11.400
**B FEDERATED KAPPAHMAN SHELL CAP FUND	4.530.000	0	4.530.000
**B FEDERATED GLOBAL ACTION ON FUND	11.814	0	11.814

Totale voti 10.917.662  
 Percentuale votanti % 2,29379  
 Percentuale Capitale % 1,789429

Azionisti:  
 Azionisti in proprio:

19 Teste:  
 0 Azionisti in delega:

Pagina 1

1 Ditt. delega alla persona fisica sopra indicata il numero della scheda magnetica  
 19 4-D delega alla persona fisica sopra indicata con il numero della scheda magnetica (votazione elettronica alla porzione associata)  
 R.C. rappresentanza legale alla persona fisica sopra indicata con il numero della scheda magnetica



Assemblea Ordinaria del 28 aprile 2022

LISTA ESITO DELLE VOTAZIONI

Oggetto: 5. Sistema incentivante 2022 per i Dipendenti appartenenti al Personale più rilevante

ASTENUTI

Concorrenza		Tot. Voti		Proprio		Delega	
Totale voti	0						
Percentuale votanti %	0,000000						
Percentuale Capitale %	0,000000						

Azionisti:	0	Teste:	0	Pagina 2			
Azionisti in proprio:	0	Azionisti in delega:	0	DE* delega a te persona fisica segretaria indicata con il numero della scheda magnetica			
				++D delega alla persona fisica segretaria indicata con il numero della scheda magnetica (violazione effettuata alla postazione istituzionale)			
				++* rappresentanza legale alla persona fisica segretaria indicata con il numero della scheda magnetica			

## LISTA ESITO DELLE VOTAZIONI

Oggetto: **S. Sistema incentivante 2022 per i Dipendenti appartenenti al Personale più rilevante**  
**NON VOTANTI**

Cognome	Tot. Voti	Proprio	Delega
Totale voti	0		
Percentuale votanti %	0,000000		
Percentuale Capitale %	0,000000		

Azionisti:  
Azionisti in proprio:0 Totale:  
0 Azionisti in delega:

Pagina 3

0 DE delega alla persona fisica sopra indicata, il numero della scheda segretata  
0 \*10 delega alla persona fisica sopra indicata con il numero della scheda segretata (votazione effettuata alla postazione assistita)  
0 RLT rappresentanza legale alla persona fisica sopra indicata con il numero della scheda segretata

## LISTA ESITO DELLE VOTAZIONI

Oggetto: 5. Sistema incentivante 2022 per i Dipendenti appartenenti al Personale più rilevante

## FAVOREVOLI

Codice	Tot. Voti	Proprio	Delega
1. CREDITREAR SPA RAPPEL DESIGNATO IN QUALITÀ DI SUFFRUTUARIO 125 MONTHS (ST. PREVISOR) IN PERSONA DI ELIA ALBERTO	0	0	0
*** UNIVERSAL INVESTMENT FUND	87.437	0	87.437
*** RALPHLEIGH BONDS CH EQUIS INTEREST	9.300	0	9.300
*** STOCK SMART CAPS ONE	860.360	0	860.360
*** BELTUS FUNDERS NV	878.732	0	878.732
*** BELTUS PENSION FUND ALCH EQUITIES	646.084	0	646.084
*** BELTUS PENSION FUND FOR EQUITIES	87.825	0	87.825
*** BELTUS PENSION FUND BALANCED RDR	205.987	0	205.987
*** UNIVERSAL INVESTMENT FUND	542.423	0	542.423
*** BELTUS PRIVATE BANK NV	243.031	0	243.031
*** DPM -	5.100	0	5.100
*** CONVECTION FARMHOUSE	10.800	0	10.800
*** IT	9.175	0	9.175
*** DPM 5	2.792.300	0	2.792.300
*** DPM 5B	30.500	0	30.500
*** DPM 5B VTR VAR	158.154	0	158.154
*** ORTEGORA HEDGEGALS CAGS	281.400	0	281.400
*** FIDELITY INSTITUTIONAL - EUROPEAN EX SWISS EQUITIES TRACKER LX SL	21.009	0	21.009
*** FT 1ST - GORE INDEX	22.363	0	22.363
*** SYN ACT EUROPE EX-CH-A-WORLD	41.333	0	41.333
*** MEXOR FUND - EUROPEAN MARKET AROUND	105.224	0	105.224
*** FIDELITY INSTITUTIONAL - WORLD EX SWISS EQUITIES TRACKER US TR EX 5*	7.841	0	7.841
*** FIDELITY - GLOBAL INDEX	29.480	0	29.480
*** WORLD TRADE ORGANIZATION PENSION PLAN	5.046	0	5.046
*** SYN ACT EUROPE EX-CH-A-WORLD	41.333	0	41.333
*** FIDELITY INSTITUTIONAL - WORLD EX SWISS EQUITIES TRACKER	7.140	0	7.140
*** BAROUE FIDELITY AND CTF SA	46.530	0	46.530
*** STONY CT INSTITUTIONAL - EUROPEAN EX SWISS EQUITIES TRACKER	18.421	0	18.421
*** EUROPE CH INSTITUTIONAL - WORLD EX SWISS EQUITIES TRACKER US TR	3.225	0	3.225
*** EUROPE CH GLOBAL EQUITIES	1.367	0	1.367
*** EUROPE - EUROPE INDEX	62.052	0	62.052
*** MANNING TOWN RENNON EUROPEAN FUND	2.765.594	0	2.765.594
*** FIDELITY COMMUNICATIONS PENSION PLAN	61.883	0	61.883
*** MGT EUROPE EQUITY INDEX FUND 5 (EUROPEAN)	102.426	0	102.426
*** MGT EUROPE EQUITY INDEX FUND 5 (EUROPEAN)	8.037	0	8.037
*** EUROPE DIVERSIFIED GROWTH PORTFOLIO, L.P.	1.251	0	1.251
*** FIRST INC THE INDEX FUND 5 (GLOBAL)	385	0	385
*** FIRST INTERNATIONAL EQUITIES FUND	246.509	0	246.509
*** NOKOIA GROWTH FUND 30-YA	3.487	0	3.487
*** BAK LIFE ASSURANCE COMPANY DESIGNATED ACTIVITY COMPANY	25.269	0	25.269
*** BLACKROCK INTERNATIONAL INDEX V.I. FUND OF BLACKROCK VANTAGE STUDIES FUNDS, INC.	7.320	0	7.320
*** VIV FORTITUDE FFI	14.125	0	14.125
*** VIV ASSET MANAGEMENT LUX LTD	173.494	0	173.494
*** VIV ASSET MANAGEMENT LUX LTD	1.123.357	0	1.123.357
*** FIRST PENSION UNIVERSAL	20.008	0	20.008
*** BLACKROCK INDEX SELECTION FUND	419.489	0	419.489
*** ARDEN 1 STOCK	71.072	0	71.072
*** CUSTOM BANK OF JAPAN, LTD. AS TRUSTEE FOR MIXING TRUST & PENSION FUND ASSOCIATION	609.955	0	609.955
*** BLACKROCK MGT FUND EQUITY TRUST FOR LONG-TERM FUND B	126.670	0	126.670
*** BLACKROCK MGT FUND EQUITY TRUST FOR LONG-TERM FUND B	110.035	0	110.035
*** BLACKROCK MGT FUND EQUITY TRUST FOR LONG-TERM FUND B	11.035	0	11.035
*** THE PERSONAL PENSION PLAN TRUST	2.161	0	2.161

Pagina 4

Dati delega alla persona fisica sopra indicata con il numero della scheda delegataria

Dati delega alla persona fisica sopra indicata con il numero della scheda delegataria (esclusione dell'efficienza della prestazione assistita)

Dati delega alla persona fisica sopra indicata con il numero della scheda delegataria

Azionisti: 1.826

Usate:

1.826

Azionisti in proprio: 0

Azionisti in delega:

## LISTA ESITO DELLE VOTAZIONI

Oggetto: 5. Sistema incentivante 2022 per i Dipendenti appartenenti al Personale più rilevante

## FAVOREVOLI

Cognome	Propr.	Delega
**D RT INTERNATIONAL SHARES INDEX FUND	47.188	47.188
**D BLACKROCK CORE MSCI EAST EQUITY INDEX FUND	287.941	287.941
**D FINTECH INVESTMENT FUNDS - FIDELITY INDEX EUROPE EX-JR FUND	43.467	43.467
**D BLACKROCK INSTITUTIONAL TRUST COMPANY, N.A. INVESTMENT FUNDS FOR EMPLOYEES BENEFIT FUND	4.121.229	4.121.229
**D BLACKROCK INSTITUTIONAL TRUST FUND P.O.	113.777	113.777
**D BORDA EUROPEAN SMALLER COMPANIES FUND	61.936	61.936
**D INVESTINGSTOCKS INVESTMENT FUND	137.969	137.969
**D TRUST SAVINGS PLAN	2.346.977	2.346.977
**D CONNECTICUT GENERAL LIFE INSURANCE COMPANY	11.359	11.359
**D ALLIANCE FUNDS DSFI	46.283	46.283
**D F. FORT PRICE CAPITAL ALLOCATION FUND, INC.	42.702	42.702
**D VANITAGHUSI L.L. MASTER COLLECTIVE INVESTMENT FUNDS TRUST	23.081	23.081
**D VANITAGHUSI L.L. MASTER COLLECTIVE INVESTMENT FUNDS TRUST	11.430	11.430
**D MULTI-BRANDER INTERNATIONAL EQUITY STRATEGIES FUND	800.610	800.610
**D MSCI ASSET INDEX FUND 3 - ITALY INSIGHT	273.236	273.236
**D INVESTINGSTOCKS INVESTMENT FUND	11.682	11.682
**D VOW COFFERD VOWTR	115.000	115.000
**D KODER SUSTAINABLE SOLUTION GROWTH FUND	11.148	11.148
**D KODER SUSTAINABLE SOLUTION GROWTH FUND	28.165	28.165
**D KODER SUSTAINABLE SOLUTION GROWTH FUND	13.075	13.075
**D KODER SUSTAINABLE SOLUTION GROWTH FUND	3.701	3.701
**D KODER SUSTAINABLE SOLUTION GROWTH FUND	1.582.348	1.582.348
**D KODER SUSTAINABLE SOLUTION GROWTH FUND	32.083	32.083
**D KODER SUSTAINABLE SOLUTION GROWTH FUND	34.668	34.668
**D KODER SUSTAINABLE SOLUTION GROWTH FUND	10.876	10.876
**D KODER SUSTAINABLE SOLUTION GROWTH FUND	31.636	31.636
**D KODER SUSTAINABLE SOLUTION GROWTH FUND	316.100	316.100
**D KODER SUSTAINABLE SOLUTION GROWTH FUND	3.589	3.589
**D KODER SUSTAINABLE SOLUTION GROWTH FUND	527.700	527.700
**D KODER SUSTAINABLE SOLUTION GROWTH FUND	46.127	46.127
**D KODER SUSTAINABLE SOLUTION GROWTH FUND	23.687	23.687
**D KODER SUSTAINABLE SOLUTION GROWTH FUND	14.606	14.606
**D KODER SUSTAINABLE SOLUTION GROWTH FUND	2.355	2.355
**D KODER SUSTAINABLE SOLUTION GROWTH FUND	6.731	6.731
**D KODER SUSTAINABLE SOLUTION GROWTH FUND	20.843	20.843
**D KODER SUSTAINABLE SOLUTION GROWTH FUND	27.258	27.258
**D KODER SUSTAINABLE SOLUTION GROWTH FUND	6.436	6.436
**D KODER SUSTAINABLE SOLUTION GROWTH FUND	163.215	163.215
**D KODER SUSTAINABLE SOLUTION GROWTH FUND	403.786	403.786
**D KODER SUSTAINABLE SOLUTION GROWTH FUND	1.210	1.210
**D KODER SUSTAINABLE SOLUTION GROWTH FUND	69.809	69.809
**D KODER SUSTAINABLE SOLUTION GROWTH FUND	2.427	2.427
**D KODER SUSTAINABLE SOLUTION GROWTH FUND	194.866	194.866
**D KODER SUSTAINABLE SOLUTION GROWTH FUND	2.656	2.656
**D KODER SUSTAINABLE SOLUTION GROWTH FUND	117.656	117.656
**D KODER SUSTAINABLE SOLUTION GROWTH FUND	558	558
**D KODER SUSTAINABLE SOLUTION GROWTH FUND	206.523	206.523
**D KODER SUSTAINABLE SOLUTION GROWTH FUND	27.683	27.683
**D KODER SUSTAINABLE SOLUTION GROWTH FUND	23.907	23.907
**D KODER SUSTAINABLE SOLUTION GROWTH FUND	40.246	40.246
**D KODER SUSTAINABLE SOLUTION GROWTH FUND	15.230	15.230
**D KODER SUSTAINABLE SOLUTION GROWTH FUND	57.740	57.740



Pagina 5

DE\* delega alla persona fisica sopra indicata con il proprio voto magnetico  
 \*\*D delega alla persona fisica sopra indicata con il proprio voto magnetico  
 RT\* rappresenta la quota di voto della persona fisica sopra indicata con il proprio voto magnetico

Azionisti: 1.826 Teste:  
 Azionisti in proprio: 0 Azionisti in delega:

## LISTA ESITO DELLE VOTAZIONI

Oggetto: 5. Sistema incentivante 2022 per i Dipendenti appartenenti al Personale più rilevante

## FAVOREVOLI

Cognome	100% Voti	proprio	delega
**D T. JONES PRIDE FUND SICAV	258.578	0	258.578
**D SAS TRUSTEE CORPORATION POOLIES FUND	59.760	0	59.760
**D EL-FORDS 192	368.900	0	368.900
**D SERVAL OL LAUR FUND-LAUR PENSION FUND	155.057	0	155.057
**D VANGUARD EQUITY TRUST COMPANY INSTITUTIONAL STOCK MARKET INDEX TRUST	382.006	0	382.006
**D VANGUARD EQUITY TRUST COMPANY VANGUARD ELANDER	9.000	0	9.000
**D VANGUARD EQUITY TRUST COMPANY VANGUARD ELANDER	2.000	0	2.000
**D ALLIANCE GLOBAL INVESTORS GROUP OF ALLIANCE-FONDS AGRN-AR	183.651	0	183.651
**D SCHRODER INTERNATIONAL ALPHA FUND-L.P.	33.219	0	33.219
**D AGR FUND - AGR INTERNATIONAL OFFENSIVE SECTOR FUND	405.242	0	405.242
**D L. RONE PRIME INTERNATIONAL SMALL-CAP EQUITY TRUST	24.435	0	24.435
**D THE MASTER TRUST BANK OF JAPAN, LTD. AS TRUSTEE FOR ORGANIZATION FOR WORKERS' RETIREMENT ALLOWANCE MUTUAL AID	988.057	0	988.057
**D SAS INTERNATIONAL NEW DISCOVERY FUND	2.852	0	2.852
**D STRIAR INSURANCE, LTD.	600	0	600
**D PRANCO US RETIREMENT FUND PLAN TRUST	93.879	0	93.879
**D MINISTRY OF AGRICULTURE AND FORESTRY	11.944	0	11.944
**D NORDEA SUBA NORTH STRATEGY BALANCED FUND	28.670	0	28.670
**D NORDEA STANLEY INVESTMENT FUNDS	10.219	0	10.219
**D NORDEA STANLEY INVESTMENT FUNDS	28.863	0	28.863
**D NORDEA GLOBAL FUNDING FUND	45.515	0	45.515
**D NORDEA EUROPE CAPITAL GROWTH FUND	8.577	0	8.577
**D FRS	355.482	0	355.482
**D THE MASTER TRUST BANK OF JAPAN, LTD. AS TRUSTEE FOR MIBUCCO0005029	2.863	0	2.863
**D SLICING FUND-CORPORATE INVESTMENT	172.493	0	172.493
**D SCHRODER INTERNATIONAL SELECTION FUND	950	0	950
**D NORDEA SUBA NORTH STRATEGY RETURN FUND	366.869	0	366.869
**D SINGLE SELECT ELANDER	5.034	0	5.034
**D FUNDING CORP-ORANGE GROWTH	48.764	0	48.764
**D EQ ADVISORS TRUST - EQ INTERNATIONAL MANAGED VOLATILITY PORTFOLIO	350.374	0	350.374
**D THE MASTER TRUST BANK OF JAPAN, LTD. AS TRUSTEE FOR MIBUCCO0005034	481.845	0	481.845
**D EQUITY INVESTMENT FUNDS - EQUITY INDEX WORLD FUND	45.869	0	45.869
**D INVESTMENTFORNORDEA INVEST GLOBALE ARTIER INDEXES RE	3.296	0	3.296
**D VANGUARD INTERNATIONAL ANAPES FUND FUND	226.983	0	226.983
**D INVESTMENTFORNORDEA INVEST EUROPE SMALL CAP RE	24.805	0	24.805
**D NORDEA EUROPE FUNDING FUND	9.847	0	9.847
**D NORDEA EUROPE FUNDING FUND	38.933	0	38.933
**D EQ ADVISORS TRUST - EQ INTERNATIONAL MANAGED VOLATILITY PORTFOLIO	76.712	0	76.712
**D EQUITY INVESTMENT FUNDS - EQUITY INDEX WORLD FUND	83.730	0	83.730
**D EQUITY INVESTMENT FUNDS - EQUITY INDEX WORLD FUND	79.710	0	79.710
**D TO ADVISORS TRUST - TO/GLOBAL EQUITY MANAGED VOLATILITY PORTFOLIO	22.690	0	22.690
**D THE MASTER TRUST BANK OF JAPAN, LTD. AS TRUSTEE FOR MIBUCCO0005032	183.156	0	183.156
**D GOVERNMENT SUPERANNUATION FUND	103.786	0	103.786
**D THE MASTER TRUST BANK OF JAPAN, LTD. AS TRUSTEE FOR MIBUCCO0005035	573.615	0	573.615
**D EQ ADVISORS TRUST - EQ/AB DYNAMIC MODERATE GROWTH PORTFOLIO	14.064	0	14.064
**D VANGUARD EQUITY TRUST COMPANY VANGUARD ELANDER	57.208	0	57.208
**D BUREAU OF LABOR FUNDS - LABOR RETIREMENT FUND	5.545	0	5.545
**D STATE OF MICHIGAN	29.113	0	29.113
**D COWI RARE VINTAGE VOLATILITY INDEX FUND	7.009	0	7.009
**D EQUITY INVESTMENT FUNDS - EQUITY INDEX WORLD FUND	325.453	0	325.453
**D BLACKROCK CEN ACRIO INDEX FUND	23.594	0	23.594
**D ONE INTERNATIONAL INDEX FUND	91.127	0	91.127
**D FRANKLIN INTERNATIONAL CORP EQUITY FUND	131.003	0	131.003

Pagina 6

1) Dati calcolati a la persona fisica sopra indicata con il numero della scheda anagrafica

2) Dato calcolato dalla persona fisica sopra indicata con il numero della scheda anagrafica (verificare attentamente il numero della scheda anagrafica)

3) Rappresentanza legale della persona fisica sopra indicata con il numero della scheda anagrafica

Azionisti: 1.826 Teste: 0 Azionisti in delega: 1.826

## LISTA ESITO DELLE VOIAZIONI

Oggetto: 5. Sistema incentivante 2022 per i Dipendenti appartenenti al Personale più rilevante

## FAVOREVOLI

Cognome	Tot. Voti	Proprio	Delega
**D CREDIT ADVANCED MARKETS EQUITIES (OVERSEAS INVESTOR - HEDGED) FUND	85.067	0	85.067
**D C. BOND PRICE INTERNATIONAL DISCOVERY FUND	3.714.074	0	3.714.074
**D ELLEMAN'S DEVELOPED MARKETS EX US QUALITY LOW VOLATILITY INDEX FUND	30.888	0	30.888
**D BUREAU SEILLER RETIREMENT SURELIFE FUND	848	0	848
**D INVIT INTERNATIONAL RENT FUND	71.528	0	71.528
**D FORTIS FUND FINANCIAL LIFE INSURANCE COMPANY	9.422	0	9.422
**D L. FORTIS FUND EUROPEAN STOCK FUND	863.399	0	863.399
**D ELLEMAN'S DEVELOPED MARKETS EX-US EQUITY INDEX FUND	11.836	0	11.836
**D MANAGED PORTFOLIO SPYER INTERNATIONAL SHARES FUND	18.004	0	18.004
**D FERRARIS INTERNATIONAL QUALITY DIVIDEND INDEX FUND	288.290	0	288.290
**D VENTURE CAPITAL CAPITAL	9.033	0	9.033
**D SIX CLASSES INTERNATIONAL UNCONSTRAINED EQUITY FUND	860.389	0	860.389
**D UNIFRANKLIN TRUSTEES GROWTH ALLOCATION FUND	25.068	0	25.068
**D AND HEART FUND FUND	73.282	0	73.282
**D FELSINA SUPERINNOVATION SCHEME	19.388	0	19.388
**D THE FRANKLIN TRUSTEES AND SCORPERS OF THE UNIVERSITY OF CAMBRIDGE	77	0	77
**D INVESTMENT EX-FOCUS FUND INDEX FUND 3 (FIDELITY)	3.675	0	3.675
**D GRANA EUROPEAN FUND	23.534	0	23.534
**D KOREA SUSTAINABLE EQUITIES GLOBAL FUND	104.761	0	104.761
**D THE MASTER TRUST BANK OF JAPAN, LTD. AS TRUSTEE FOR FEDERATION OF NATIONAL PUBLIC SERVICE PERSONNEL MUTUAL AID ASSOCIATION	36.190	0	36.190
**D DIERCKX PETERMAN ASSET MANAGEMENT ABSOLUTE INDEX FUND	23.500	0	23.500
**D SUEBIA FUND	9.486	0	9.486
**D IVOT EQUITY EUROPE	63.243	0	63.243
**D MACQUARIE MULTI-FACTOR FUND	6.316	0	6.316
**D VT FUND 179	6.776	0	6.776
**D NEW YORK STATE COMMON WEALTH FUND	91.108	0	91.108
**D KINGS SUPERINNOVATION FUND	22.702	0	22.702
**D ISSUES AND BOND SCORPERS INTERNATIONAL EQUITY INDEX FUND	4.501	0	4.501
**D KOREA SUSTAINABLE EQUITY PORTFOLIO	23.314	0	23.314
**D FORTIS AG FUND	6.446	0	6.446
**D THE MASTER TRUST BANK OF JAPAN, LTD. AS TRUSTEE FOR WORLDWIDE INDEX FUND	129.947	0	129.947
**D BUNIA UNIVERSAL FUND I	103.248	0	103.248
**D VANGUARD TOTAL INTERNATIONAL STOCK INDEX FUND	92.530	0	92.530
**D VANGUARD FUND FUND - 20 INTERNATIONAL SOCIAL INVESTMENT FUND	7.856.876	0	7.856.876
**D THE MASTER TRUST BANK OF JAPAN, LTD. AS TRUSTEE FOR WORLDWIDE INDEX FUND	3.190.220	0	3.190.220
**D KOREA SUSTAINABLE EQUITY PORTFOLIO	436	0	436
**D THE MASTER TRUST BANK OF JAPAN, LTD. AS TRUSTEE FOR WORLDWIDE INDEX FUND	47.656	0	47.656
**D KOREA SUSTAINABLE EQUITY PORTFOLIO	650.803	0	650.803
**D KOREA SUSTAINABLE EQUITY PORTFOLIO	23.048	0	23.048
**D KOREA SUSTAINABLE EQUITY PORTFOLIO	3.698	0	3.698
**D KOREA SUSTAINABLE EQUITY PORTFOLIO	2.387	0	2.387
**D KOREA SUSTAINABLE EQUITY PORTFOLIO	3.529	0	3.529
**D KOREA SUSTAINABLE EQUITY PORTFOLIO	1.107	0	1.107
**D KOREA SUSTAINABLE EQUITY PORTFOLIO	152.273	0	152.273
**D KOREA SUSTAINABLE EQUITY PORTFOLIO	25.590	0	25.590
**D KOREA SUSTAINABLE EQUITY PORTFOLIO	2.185	0	2.185
**D KOREA SUSTAINABLE EQUITY PORTFOLIO	151.949	0	151.949
**D KOREA SUSTAINABLE EQUITY PORTFOLIO	1.470	0	1.470
**D KOREA SUSTAINABLE EQUITY PORTFOLIO	75.030	0	75.030
**D KOREA SUSTAINABLE EQUITY PORTFOLIO	298.293	0	298.293
**D KOREA SUSTAINABLE EQUITY PORTFOLIO	174	0	174
**D KOREA SUSTAINABLE EQUITY PORTFOLIO	11.496	0	11.496



Pagina 1

Il delegato alla presidenza della società sopra indicata con il numero della scheda personale è il delegato alla presidenza della società sopra indicata con il numero della scheda personale.

Il delegato alla presidenza della società sopra indicata con il numero della scheda personale è il delegato alla presidenza della società sopra indicata con il numero della scheda personale.

Azionisti: 1.826 Tesi: 1.826

Azionisti in proprio: 0 Azionisti in delega: 1.826

## LISTA ESITO DELLE VOTAZIONE

Oggetto: 5. Sistema incentivante 2022 per i Dipendenti appartenenti al Personale più rilevante

## FAVOREVOLI

Cognome	Tot. Voti	Proprio	Delega
**0 SCHRODER DIVERSIFIED GROWTH TRUST	3.216	0	3.216
**1 NO DODGSON FUNDS EUROPEAN MONITORING GLOBAL PROUDENT FUND	1.377	0	1.377
**2 VANGUARD FUNDS PUBLIC LIMITED COMPANY	531.161	0	531.161
**3 VANGUARD INVESTMENTS II COF. VANGUARD FUND DEVELOPED WORLD II COF	16.583	0	16.583
**4 SCHRODER INTERNATIONAL EQUITY TRUST	141.892	0	141.892
**5 LEGAL & GENERAL GLOBAL DEVELOPED EQUITY INDEX FUND	241	0	241
**6 VANGUARD INVESTMENT SERIES PUBLIC LIMITED COMPANY	699.261	0	699.261
**7 VANGUARD INVESTMENTS COMMON CONTRACTUAL FUND DEV ELA EX UK COF	65.580	0	65.580
**8 FIDELITY UCITS II INVESTMENT VENT WORLD INDEX FUND	2.187	0	2.187
**9 CUSTODY BANK OF JAPAN, LTD. AS: RE TOKYO 15430-1096	76.000	0	76.000
**0 VANGUARD INVESTMENTS COMMON CONTRACTUAL FUND DEV ELA EX UK COF	14.648	0	14.648
**1 FIDELITY FUNDS - SUSTAINABLE RESEARCH ENHANCED EUROPE EQUITY FUND	23	0	23
**2 FIDELITY UCITS II INVESTMENT VENT WORLD INDEX FUND	1.848	0	1.848
**3 VANGUARD INVESTMENTS COMMON CONTRACTUAL FUND DEV ELA EX UK COF	8.660	0	8.660
**4 VANGUARD INVESTMENTS COMMON CONTRACTUAL FUND DEV ELA EX UK COF	7.235	0	7.235
**5 VANGUARD INVESTMENTS COMMON CONTRACTUAL FUND DEV ELA EX UK COF	325.881	0	325.881
**6 FIDELITY UCITS II INVESTMENT VENT WORLD INDEX FUND	11.932	0	11.932
**7 FIDELITY UCITS II INVESTMENT VENT WORLD INDEX FUND	155.932	0	155.932
**8 FIDELITY UCITS II INVESTMENT VENT WORLD INDEX FUND	213.833	0	213.833
**9 CUSTODY BANK OF JAPAN, LTD. AS: RE TOKYO 15430-1096	34.089	0	34.089
**0 CUSTODY BANK OF JAPAN, LTD. AS: RE TOKYO 15430-1096	59.500	0	59.500
**1 CUSTODY BANK OF JAPAN, LTD. AS: RE TOKYO 15430-1096	10.427	0	10.427
**2 CUSTODY BANK OF JAPAN, LTD. AS: RE TOKYO 15430-1096	15.000	0	15.000
**3 CUSTODY BANK OF JAPAN, LTD. AS: RE TOKYO 15430-1096	46.638	0	46.638
**4 CUSTODY BANK OF JAPAN, LTD. AS: RE TOKYO 15430-1096	1.919	0	1.919
**5 CUSTODY BANK OF JAPAN, LTD. AS: RE TOKYO 15430-1096	39.668	0	39.668
**6 CUSTODY BANK OF JAPAN, LTD. AS: RE TOKYO 15430-1096	53.843	0	53.843
**7 CUSTODY BANK OF JAPAN, LTD. AS: RE TOKYO 15430-1096	179.260	0	179.260
**8 CUSTODY BANK OF JAPAN, LTD. AS: RE TOKYO 15430-1096	96.646	0	96.646
**9 CUSTODY BANK OF JAPAN, LTD. AS: RE TOKYO 15430-1096	3.062	0	3.062
**0 CUSTODY BANK OF JAPAN, LTD. AS: RE TOKYO 15430-1096	178.547	0	178.547
**1 CUSTODY BANK OF JAPAN, LTD. AS: RE TOKYO 15430-1096	335.794	0	335.794
**2 CUSTODY BANK OF JAPAN, LTD. AS: RE TOKYO 15430-1096	1.465	0	1.465
**3 CUSTODY BANK OF JAPAN, LTD. AS: RE TOKYO 15430-1096	32.478	0	32.478
**4 CUSTODY BANK OF JAPAN, LTD. AS: RE TOKYO 15430-1096	21.934	0	21.934
**5 CUSTODY BANK OF JAPAN, LTD. AS: RE TOKYO 15430-1096	577.246	0	577.246
**6 CUSTODY BANK OF JAPAN, LTD. AS: RE TOKYO 15430-1096	1.666	0	1.666
**7 CUSTODY BANK OF JAPAN, LTD. AS: RE TOKYO 15430-1096	8.439	0	8.439
**8 CUSTODY BANK OF JAPAN, LTD. AS: RE TOKYO 15430-1096	13.346	0	13.346
**9 CUSTODY BANK OF JAPAN, LTD. AS: RE TOKYO 15430-1096	65.266	0	65.266
**0 CUSTODY BANK OF JAPAN, LTD. AS: RE TOKYO 15430-1096	38.257	0	38.257
**1 CUSTODY BANK OF JAPAN, LTD. AS: RE TOKYO 15430-1096	16.953	0	16.953
**2 CUSTODY BANK OF JAPAN, LTD. AS: RE TOKYO 15430-1096	1.350	0	1.350
**3 CUSTODY BANK OF JAPAN, LTD. AS: RE TOKYO 15430-1096	476.020	0	476.020
**4 CUSTODY BANK OF JAPAN, LTD. AS: RE TOKYO 15430-1096	30.425	0	30.425
**5 CUSTODY BANK OF JAPAN, LTD. AS: RE TOKYO 15430-1096	11.028	0	11.028
**6 CUSTODY BANK OF JAPAN, LTD. AS: RE TOKYO 15430-1096	39.167	0	39.167
**7 CUSTODY BANK OF JAPAN, LTD. AS: RE TOKYO 15430-1096	10.043	0	10.043
**8 CUSTODY BANK OF JAPAN, LTD. AS: RE TOKYO 15430-1096	108.046	0	108.046
**9 CUSTODY BANK OF JAPAN, LTD. AS: RE TOKYO 15430-1096	1.337	0	1.337
**0 CUSTODY BANK OF JAPAN, LTD. AS: RE TOKYO 15430-1096	890	0	890
**1 CUSTODY BANK OF JAPAN, LTD. AS: RE TOKYO 15430-1096	1.313	0	1.313

## Pagina 8

1 DIF delega alla persona fisica sopra indicata con il numero 0, l'1 a scelta magnetica

1.826 DIF delega alla persona fisica sopra indicata con il numero 0, l'1 a scelta magnetica (votazione elettronica)

0 Azionisti in delega:

Azionisti:

Azionisti in proprio:

1.826 Tesoro:

0 Azionisti in delega:

1.826 Tesoro:

0 Azionisti in delega:

1.826 Tesoro:

0 Azionisti in delega:

## LISTA ESITO DELLE VOYAZIONE

Oggetto: 5. Sistema incentivante 2022 per i Dipendenti appartenenti al Personale più rilevante

## FAVOREVOLI

Codice	Tot. Voti	Proprio	Delega
**D EUROPE EQUITY INDEX ESG SCREENED FUND 3 (EURACW6)	16.222	0	16.221
**D AXA VENTURES EURO	600.000	0	600.000
**D ASIF ACTIONS EUROPE	644.331	0	644.331
**D LAROM IRC ACTIONS ISR	72.666	0	72.666
**D AXA GEMERATION EQUITY	221.040	0	221.040
**D FOND DE RESERVE POUR LES ALUMES	142.827	0	142.827
**D CARDIF BRPP IF SMID CAP EUROPE	142.174	0	142.174
**D CNE ASSUR SMID CAP EUROPE	35.431	0	35.431
**D FCI INCOM RETRAITE DIVERSIFIE 2	38.104	0	38.104
**D MULTIFAX ACTIONS EUROPE BAS CARBONE	31.774	0	31.774
**D CARDIF BRPP IF SMID CAP EUROPE	38.104	0	38.104
**D SYCOMORE SELECTION MLCAP	135.180	0	135.180
**D RNP PARTHAS FUNDS EURO DEFENSIVE EQUITY	120.539	0	120.539
**D CALISEE DES JEWEL ET CONSIGNATIONS	50.186	0	50.186
**D ALLIANZGI 8 ACTION	15.160	0	15.160
**D FRANCE INVESTISSEMENT CAPITALISATIONS NEYENNES	27.469	0	27.469
**D VIX	118.110	0	118.110
**D PCF INTERNATIONAL QUALITY EIT	24.176	0	24.176
**D UNIVERSAL-INVESTMENT-GESAMKONFAP MFI ON BEHALF OF EQUITY VASERFONDS	9.080	0	9.080
**D SYCOMORE FUND STICAV SYCOMORE EUROPE DAPPY 6 MOIS	449.000	0	449.000
**D INVESTIMENTAL PLAZZA AFARI	47.500	0	47.500
**D GENERALI ITALIA SEA	150.679	0	150.679
**D STICHTING AIOU BELLAIRE PENSION	33.151	0	33.151
**D FCF SOUDAN J	50.685	0	50.685
**D RNP PARTHAS FUND - MSCJ EUROPE SMALL CAPS SAL 9-SERIES 5 CAPED	350.000	0	350.000
**D AXA ROEMERFUND EUROPE	67.484	0	67.484
**D CENARAI INVESTMENTS SICAV - BEL AGING POPULATION	686.364	0	686.364
**D BREITEN STANDARD STICAV - DIVERSIFIED INCOME FUND	63	0	63
**D RNP PARTHAS EQUITY - FOCUS ITALIA	67.452	0	67.452
**D AXA OPTICAL INCOME	1.843.528	0	1.843.528
**D AXA OPTICAL INCOME	22.635	0	22.635
**D AXA OPTICAL INCOME	59.506	0	59.506
**D AXA OPTICAL INCOME	838.686	0	838.686
**D AXA OPTICAL INCOME	276.981	0	276.981
**D AXA OPTICAL INCOME	727.990	0	727.990
**D AXA OPTICAL INCOME	49.916	0	49.916
**D AXA OPTICAL INCOME	39.144	0	39.144
**D AXA OPTICAL INCOME	340.134	0	340.134
**D AXA OPTICAL INCOME	140.000	0	140.000
**D AXA OPTICAL INCOME	347.019	0	347.019
**D AXA OPTICAL INCOME	6.943	0	6.943
**D AXA OPTICAL INCOME	159.284	0	159.284
**D AXA OPTICAL INCOME	219.492	0	219.492
**D AXA OPTICAL INCOME	46.517	0	46.517
**D AXA OPTICAL INCOME	7.786	0	7.786
**D AXA OPTICAL INCOME	177.203	0	177.203
**D AXA OPTICAL INCOME	213.444	0	213.444
**D AXA OPTICAL INCOME	5.966	0	5.966
**D AXA OPTICAL INCOME	50.888	0	50.888
**D AXA OPTICAL INCOME	531.766	0	531.766
**D AXA OPTICAL INCOME	39.003	0	39.003
**D AXA OPTICAL INCOME	52.700	0	52.700

Pagina 9

1 Ditt' delega alla presidenza della società FincoBank S.p.A. (conferenza di delega alla presidenza della società FincoBank S.p.A.)  
 1.826 Ditt' delega alla presidenza della società FincoBank S.p.A. (conferenza di delega alla presidenza della società FincoBank S.p.A.)  
 R.I. \* rappresentanza legale alla presidenza della società FincoBank S.p.A. (conferenza di delega alla presidenza della società FincoBank S.p.A.)

Azionisti: 1.826 Teste:

Azionisti in proprio: 0 Azionisti in delega:

## LISTA ESITO DELLE VOTAZIONI

Oggetto: 5. Sistema incentivante 2022 per i Dipendenti appartenenti al Personale più rilevante

## FAVOREVOLI

Cognome	Tot. Voti	Proprio	Delega
**0 ATTENT CAPITAL MANAGEMENT SGR S.P.A.	70.600	0	70.600
**0 JAMES HENDERSON INSTITUTIONAL EUROPEAN INDEX OPPORTUNITIES FUND	4.025	0	4.025
**0 CATHAYAS-IMMUELS-GEOSTRATEGY NBE ON BEHALF OF DAYAS H4-FONDS	69.080	0	69.080
**0 ANP PATRAS FUNDS - EURO MID CAP	56.990	0	56.990
**0 ATRAS SA SOCIAL JETELOR ALL ORP GLOBAL PTF	9.702	0	9.702
**0 CASABLANCO FUNDING ON 06, F2	1.373	0	1.373
**0 COMP - EUROPE	42.174	0	42.174
**0 INVABARRELL TO, F2	2.723	0	2.723
**0 PTF EQUITY FMA ASSOCIATION	130.000	0	130.000
**0 HENDERSON FUNDS FUND PAK EUROPEAN SMALLER COMPANIES FUND	742	0	742
**0 HENDERSON GARTWICK FUND PAK EUROPEAN SMALLER COMPANIES FUND	57.772	0	57.772
**0 AFTER ACTIONS ENTREPRENEURS	46.379	0	46.379
**0 INVESTORIAL CLASSIFIER	43.030	0	43.030
**0 ZEPHYR - OPTIMIZED PLUS 1	3.620	0	3.620
**0 SOEL NASSLY DIVIDEND RTF	464	0	464
**0 HENDERSON LORVOR PAK EUROPEAN SMALLER COMPANIES FUND	110.769	0	110.769
**0 WESTWIND SYNGORE EURO EQUITY GROWTH	135.036	0	135.036
**0 G.A.-LUND-0 EURO EQUITIES	133.396	0	133.396
**0 AMTAVANT FUND 04	21.864	0	21.864
**0 INVABARRELL TO, F2	8.900	0	8.900
**0 FUND INVESTMENT STRATEGIES - INTERNATIONAL EURO STRATEGY NO.1	230.858	0	230.858
**0 FUND INVESTMENT STRATEGIES - INTERNATIONAL EURO STRATEGY NO.1	89.118	0	89.118
**0 FUND INVESTMENT STRATEGIES - INTERNATIONAL EURO STRATEGY NO.1	1.003	0	1.003
**0 FUND INVESTMENT STRATEGIES - INTERNATIONAL EURO STRATEGY NO.1	4.396	0	4.396
**0 FUND INVESTMENT STRATEGIES - INTERNATIONAL EURO STRATEGY NO.1	16.023	0	16.023
**0 FUND INVESTMENT STRATEGIES - INTERNATIONAL EURO STRATEGY NO.1	33.708	0	33.708
**0 FUND INVESTMENT STRATEGIES - INTERNATIONAL EURO STRATEGY NO.1	68.575	0	68.575
**0 FUND INVESTMENT STRATEGIES - INTERNATIONAL EURO STRATEGY NO.1	102.979	0	102.979
**0 FUND INVESTMENT STRATEGIES - INTERNATIONAL EURO STRATEGY NO.1	2.843	0	2.843
**0 FUND INVESTMENT STRATEGIES - INTERNATIONAL EURO STRATEGY NO.1	2.017	0	2.017
**0 FUND INVESTMENT STRATEGIES - INTERNATIONAL EURO STRATEGY NO.1	2.162	0	2.162
**0 FUND INVESTMENT STRATEGIES - INTERNATIONAL EURO STRATEGY NO.1	164.718	0	164.718
**0 FUND INVESTMENT STRATEGIES - INTERNATIONAL EURO STRATEGY NO.1	46.444	0	46.444
**0 FUND INVESTMENT STRATEGIES - INTERNATIONAL EURO STRATEGY NO.1	266.608	0	266.608
**0 FUND INVESTMENT STRATEGIES - INTERNATIONAL EURO STRATEGY NO.1	31.010	0	31.010
**0 FUND INVESTMENT STRATEGIES - INTERNATIONAL EURO STRATEGY NO.1	460.349	0	460.349
**0 FUND INVESTMENT STRATEGIES - INTERNATIONAL EURO STRATEGY NO.1	502.869	0	502.869
**0 FUND INVESTMENT STRATEGIES - INTERNATIONAL EURO STRATEGY NO.1	31.585	0	31.585
**0 FUND INVESTMENT STRATEGIES - INTERNATIONAL EURO STRATEGY NO.1	69.170	0	69.170
**0 FUND INVESTMENT STRATEGIES - INTERNATIONAL EURO STRATEGY NO.1	97.536	0	97.536
**0 FUND INVESTMENT STRATEGIES - INTERNATIONAL EURO STRATEGY NO.1	115	0	115
**0 FUND INVESTMENT STRATEGIES - INTERNATIONAL EURO STRATEGY NO.1	112.609	0	112.609
**0 FUND INVESTMENT STRATEGIES - INTERNATIONAL EURO STRATEGY NO.1	270.067	0	270.067
**0 FUND INVESTMENT STRATEGIES - INTERNATIONAL EURO STRATEGY NO.1	21.305	0	21.305
**0 FUND INVESTMENT STRATEGIES - INTERNATIONAL EURO STRATEGY NO.1	10.189	0	10.189
**0 FUND INVESTMENT STRATEGIES - INTERNATIONAL EURO STRATEGY NO.1	83.130	0	83.130
**0 FUND INVESTMENT STRATEGIES - INTERNATIONAL EURO STRATEGY NO.1	1	0	1
**0 FUND INVESTMENT STRATEGIES - INTERNATIONAL EURO STRATEGY NO.1	87.995	0	87.995
**0 FUND INVESTMENT STRATEGIES - INTERNATIONAL EURO STRATEGY NO.1	243.915	0	243.915
**0 FUND INVESTMENT STRATEGIES - INTERNATIONAL EURO STRATEGY NO.1	36.226	0	36.226
**0 FUND INVESTMENT STRATEGIES - INTERNATIONAL EURO STRATEGY NO.1	6.605	0	6.605
**0 FUND INVESTMENT STRATEGIES - INTERNATIONAL EURO STRATEGY NO.1	5.082	0	5.082

Pagina 10

Azionisti: 1.826 Totes: 0 Azionisti in delega: 1.826

Il delega alla persona fisica sopra indicata con il numero della scheda magnetica

Il delega alla persona fisica sopra indicata con il numero della scheda magnetica (votazione elettronica)

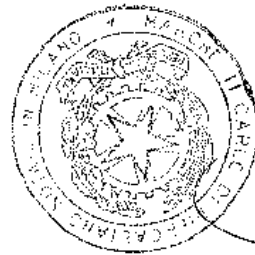
Il delega alla persona fisica sopra indicata con il numero della scheda magnetica

## LISTA ESITO DELLE VOTAZIONI.

Oggetto: 5. Sistema incentivante 2022 per i Dipendenti appartenenti al Personale più rilevante

FAVOREVOLI

Cognome	Tot. Voti	Proprio	Delega
**C SARAFETI PARACALCON 25, P	4.179	0	4.179
**D BNP PARIBAS FUNDS - SUSTAINABLE EURO LOW VOL EQUITY	110.262	0	110.262
**D BNP PARIBAS INTERNATIONAL EQUITIES (INDEX) FUND	13.898	0	13.898
**D ATTILIANZ-FONDS FIVE STAR FIVE-STAR C.M.A.	31.074	0	31.074
**D COMPARTIC PORTFOLIO - FALDI-MOIRER FUND	267.107	0	267.107
**D G.A. FUND-D - EQUITY BROAD EURO P	13.408	0	13.408
**D JAMES INVESTOR EUROPEAN SMALLER COMPANIES FUND	436.089	0	436.089
**D SANABALL EUROPEAN, F	59.307	0	59.307
**D CREA-MAGIER FUND	48.018	0	48.018
**D GENERALIST SMART FUNDS	30.049	0	30.049
**D INVESTARVEST 25, P	769	0	769
**D ATLANTIC-FONDS FIVE STAR FIVE-STAR C.M.A.	31.812	0	31.812
**D BNP PARIBAS 5 PENSION SUSTAINABLE FINANCED	309.312	0	309.312
**D INVESTARVEST 25, P	25.226	0	25.226
**D ASSURON STANDARD SICOM I	214.739	0	214.739
**D RIT RING-LOUIS FIVE STAR FIVE-STAR C.M.A.	16.773	0	16.773
**D UNIVERSAL-INVESTMENT-GROUPEMENT NEW OR BEHALF OF 151 EURO ACTION PROJECT ESG	18.900	0	18.900
**D ALLIANCE-FONDS ARE SEVEN ARE-SEVEN	61.161	0	61.161
**D BNP PARIBAS 5 PENSION SUSTAINABLE FINANCED	4.675	0	4.675
**D BNP PARIBAS 5 PENSION SUSTAINABLE FINANCED	33.695	0	33.695
**D METROPOLITAN-RENTASRO SUSTAINABLE GROWTH	153.420	0	153.420
**D EURACED INDEX INTERNATIONAL-GROWTH	34.340	0	34.340
**D BNP PARIBAS FUNDS - SUSTAINABLE EURO LOW VOL EQUITY	92.167	0	92.167
**D EURACED INDEX INTERNATIONAL-GROWTH	141.429	0	141.429
**D EURACED INDEX INTERNATIONAL-GROWTH	101.001	0	101.001
**D EURACED INDEX INTERNATIONAL-GROWTH	76.717	0	76.717
**D ATLANTIC-FONDS FIVE STAR FIVE-STAR C.M.A.	252.318	0	252.318
**D EURACED INDEX INTERNATIONAL-GROWTH	207.160	0	207.160
**D BNP PARIBAS FUNDS - SUSTAINABLE EURO LOW VOL EQUITY	126	0	126
**D BNP PARIBAS FUNDS - SUSTAINABLE EURO LOW VOL EQUITY	864	0	864
**D BNP PARIBAS FUNDS - SUSTAINABLE EURO LOW VOL EQUITY	193	0	193
**D BNP PARIBAS FUNDS - SUSTAINABLE EURO LOW VOL EQUITY	231	0	231
**D BNP PARIBAS FUNDS - SUSTAINABLE EURO LOW VOL EQUITY	434	0	434
**D BNP PARIBAS FUNDS - SUSTAINABLE EURO LOW VOL EQUITY	191	0	191
**D BNP PARIBAS FUNDS - SUSTAINABLE EURO LOW VOL EQUITY	102.617	0	102.617
**D BNP PARIBAS FUNDS - SUSTAINABLE EURO LOW VOL EQUITY	13.841	0	13.841
**D BNP PARIBAS FUNDS - SUSTAINABLE EURO LOW VOL EQUITY	8.236	0	8.236
**D BNP PARIBAS FUNDS - SUSTAINABLE EURO LOW VOL EQUITY	14.821	0	14.821
**D BNP PARIBAS FUNDS - SUSTAINABLE EURO LOW VOL EQUITY	3.821	0	3.821
**D BNP PARIBAS FUNDS - SUSTAINABLE EURO LOW VOL EQUITY	419.909	0	419.909
**D BNP PARIBAS FUNDS - SUSTAINABLE EURO LOW VOL EQUITY	170.962	0	170.962
**D BNP PARIBAS FUNDS - SUSTAINABLE EURO LOW VOL EQUITY	52.566	0	52.566
**D BNP PARIBAS FUNDS - SUSTAINABLE EURO LOW VOL EQUITY	2.175	0	2.175
**D BNP PARIBAS FUNDS - SUSTAINABLE EURO LOW VOL EQUITY	863	0	863
**D BNP PARIBAS FUNDS - SUSTAINABLE EURO LOW VOL EQUITY	6.713	0	6.713
**D BNP PARIBAS FUNDS - SUSTAINABLE EURO LOW VOL EQUITY	8.502	0	8.502
**D BNP PARIBAS FUNDS - SUSTAINABLE EURO LOW VOL EQUITY	739	0	739
**D BNP PARIBAS FUNDS - SUSTAINABLE EURO LOW VOL EQUITY	2.680	0	2.680
**D BNP PARIBAS FUNDS - SUSTAINABLE EURO LOW VOL EQUITY	92	0	92
**D BNP PARIBAS FUNDS - SUSTAINABLE EURO LOW VOL EQUITY	171.493	0	171.493
**D BNP PARIBAS FUNDS - SUSTAINABLE EURO LOW VOL EQUITY	436.742	0	436.742
**D BNP PARIBAS FUNDS - SUSTAINABLE EURO LOW VOL EQUITY	402.851	0	402.851



Pagina 11

Delega alla persona fisica sopra indicata con il numero della scheda nominativa  
 \*\*D delega alla persona fisica sopra indicata con il numero della scheda nominativa (trasmissione effettuata alla portafoglio assenti)  
 \*\*D delega alla persona fisica sopra indicata con il numero della scheda nominativa (trasmissione effettuata alla portafoglio assenti)  
 \*\*D delega alla persona fisica sopra indicata con il numero della scheda nominativa (trasmissione effettuata alla portafoglio assenti)

Azionisti: 1.826 Teste: 0 Azionisti in delega: 1.826

Azionisti in proprio:

## LISTA ESITO DELLE VOTAZIONI

Oggetto: 5. Sistema incentivante 2022 per i Dipendenti appartenenti al Personale più rilevante  
FAVOREVOLI

Cognome	Tot. Voti	Proprio	Delega
**D BERGOTTI LIMITED	309.171	0	309.171
**D BBBC AYES PLC	137.771	0	137.771
**D BFCOMIX LANC "TRUST MANAGERS LIMITED	6.912.618	0	4.912.618
**D BGS (UK) INVESTMENT FUNDS 2 FCF -- MAG (UK) EUROPEAN UK INDEX FUND	101.984	0	101.984
**D BBIC INDEX TRACKER INVESTMENT FUNDS 10VC	23.231	0	23.231
**D BARTING AND PORT AUTHORITY OF SINGAPORE	408	0	408
**D BBIC EMERGED GROWTH FUND	2.034	0	2.034
**D BBIC EUROPEAN INDEX FUND	286.867	0	286.867
**D BBIC GLOBAL VINTAGE FACTOR EQUITY FUND	7.732	0	7.732
**D CIE MARKS AND SPENCER WORLDWIDE REMANDED FUND	112.686	0	112.686
**D BBIC LIFE INTERNATIONAL LIMITED	3.669	0	3.669
**D HANG SENG INSURANCE COMPANY LIMITED	6.560	0	6.560
**D B2ADANIA	113.130	0	113.130
**D AVIVA INVESTORS PASSIVE FUNDS ACS - AI DEVELOPED WORLD EX UK EQUITY INDEX FUND	29.319	0	29.319
**D AXA INVESTMENT MANAGERS UK LIMITED	72.191	0	72.191
**D AVIVA LIFE & PENSIONS UK LIMITED	718.125	0	718.125
**D AVIVA INVESTORS PASSIVE FUNDS ACS - AT 30:70 GLOBAL EQUITY INDEX FUND	48.973	0	48.973
**D AVIVA INVESTORS PASSIVE FUNDS ACS - AI 60:40 GLOBAL EQUITY INDEX FUND	13.677	0	13.677
**D AVIVA INVESTORS PASSIVE FUNDS ACS - AI CONTINENTAL EUROPEAN EQUITY INDEX FUND	120.000	0	120.000
**D AVIVA INVESTORS PASSIVE FUNDS ACS - AI 30:70 GLOBAL EQUITY (CURRENCY ADJUSTED) INDEX FUND	3.734	0	3.734
**D BBIC FOOTED INVESTMENT FUND - BBIC GLOBAL EQUITY INDEX TRACKING FUND	9.153	0	9.153
**D PROCENTA INVESTMENT FUNDS	8.669	0	8.669
**D BBIC GLOBAL INVESTMENT FUNDS	510.399	0	510.399
**D BBIC LIFE PLC - BBIC BBIC EUROPE CLIMATE PARIS ALIGNED EUROPE FTF	1.134	0	1.134
**D BBIC INVESTMENT CORPORATION	6.830	0	6.830
**D BBIC FOOTED INVESTMENT FUND - BBIC FOOTED EUROPEAN EQUITY FUND	126.284	0	126.284
**D BBIC MANAGED BALANCED FUND	1.211	0	1.211
**D CIVIL SERVICES EMPLOYEES PENSION FUND	6.512	0	6.512
**D TRUST & CUSTOMER SERVICES BANK LTD AS TRUSTEE FOR PENSION INVESTMENT FUND INDEX NUMBER 3	21.500	0	21.500
**D ROYAL LONDON EQUITY FUNDS 10VC	79.953	0	79.953
**D DE FOMER CAPITAL FINANCIALS TRUST PLC	336.796	0	336.796
**D TRUST & CUSTOMER SERVICES BANK LTD AS TRUSTEE FOR PENSION INVESTMENT FUND INDEX NUMBER 21	335.581	0	335.581
**D INTERNATIONAL CAPITAL MANAGEMENTS LIMITED	5.123	0	5.123
**D 10VC & CUSTOMER SERVICES BANK LTD AS TRUSTEE FOR PENSION INVESTMENT FUND TRUST NUMBER 13	562.979	0	562.979
**D 10VC & CUSTOMER SERVICES BANK LTD AS TRUSTEE FOR PENSION INVESTMENT FUND TRUST NUMBER 13	17.296	0	17.296
**D 10VC & CUSTOMER SERVICES BANK LTD AS TRUSTEE FOR PENSION INVESTMENT FUND TRUST NUMBER 2	2.524	0	2.524
**D INTERNATIONAL CAPITAL MANAGEMENTS LIMITED	17.099	0	17.099
**D ALLIANZ ONE EUROPEAN EQUITIES	38.892	0	38.892
**D TRUST & CUSTOMER SERVICES BANK LTD AS TRUSTEE FOR PENSION INVESTMENT FUND TRUST NUMBER 4	7.222	0	7.222
**D INTERNATIONAL CAPITAL MANAGEMENTS LIMITED	669.339	0	669.339
**D ALLIANZ GLOBAL INVESTORS ONE	100.011	0	100.011
**D ALLIANZ VGT 1 FUND AGT EQUITIES	60.280	0	60.280
**D ALLIANZ PANG RCM SYSTEM INDEX.MC EUROPEAN	171.904	0	171.904
**D CAPITAL INTERNATIONAL FUND	35.932	0	35.932
**D AMERICAN ACQUISITION AS INTERNATIONAL EQUITY ETF	1.466	0	1.466
**D AMERICAN FUNDS	521.050	0	521.050
**D WOLFGROUP ASSURANCE TRUST	39.510	0	39.510
**D HESTA	51.069	0	51.069
**D TRAFALGAR INVESTMENT SYSTEM OF THE CITY OF NEW YORK	76.644	0	76.644
**D SPARKS WINTERS INTERNATIONAL EQUITY INDEX FUND	43.101	0	43.101
**D AVIVA INVESTORS PORTFOLIO FUND - CVC AVIVA INVESTORS MULTI-ASSET CORP. FUND 11	1.636	0	1.636
**D AVIVA INVESTORS PORTFOLIO FUND - CVC AVIVA INVESTORS MULTI-ASSET CORP. FUND 11	2.509	0	2.509

Pagina 12

Azionisti: 1.826 Tutele: 1 0,1% delega alla persona fisica sopra indicata con il numero della scheda nominale

Azionisti in proprio: 0 Azionisti in delega: 1.826

0,1% delega alla persona fisica sopra indicata con il numero della scheda nominale

RL: rappresentanza legale alle Assees finca sopra indicati con il numero della scheda nominale

## LISTA ESITO DELLE VOTAZIONI

Oggetto: 5. Sistema incentivante 2022 per i Dipendenti appartenenti al Personale più rilevante

## FAVOREVOLI

Cognome	Tot. Voti	Proprio	Delega
**0 THE PARADISE BANK UK ACTIVEMENT FUND	825	0	825
**1 JPMORGAN FUND IIC LONG TERM DIVERSIFIED GROWTH FUND	4.351	0	4.351
**2 AMERICAN GLOBAL ALLOCATION FUND	30.327.846	0	30.327.846
**3 AMERICAN GLOBAL ALLOCATION FUND	4.423	0	4.423
**4 JPMORGAN FUND LONG - TERM GLOBAL RESEARCH ENHANCED INDEX EQUITY FUND	44.983	0	44.983
**5 AMERICAN INTERNATIONAL GEMED EQUITY FUND	287.687	0	287.687
**6 AMERICAN INTERNATIONAL GEMED EQUITY FUND	840.000	0	840.000
**7 JPMORGAN FUND IIC LONG TERM DIVERSIFIED GROWTH FUND	71.819	0	71.819
**8 JPMORGAN FUND IIC LONG TERM DIVERSIFIED GROWTH FUND	2.242	0	2.242
**9 JPMORGAN FUND IIC LONG TERM DIVERSIFIED GROWTH FUND	200	0	200
**10 JPMORGAN FUND IIC LONG TERM DIVERSIFIED GROWTH FUND	113.825	0	113.825
**11 JPMORGAN FUND IIC LONG TERM DIVERSIFIED GROWTH FUND	14.272	0	14.272
**12 JPMORGAN FUND IIC LONG TERM DIVERSIFIED GROWTH FUND	1.019.872	0	1.019.872
**13 JPMORGAN FUND IIC LONG TERM DIVERSIFIED GROWTH FUND	428	0	428
**14 JPMORGAN FUND IIC LONG TERM DIVERSIFIED GROWTH FUND	48.300	0	48.300
**15 JPMORGAN FUND IIC LONG TERM DIVERSIFIED GROWTH FUND	113.825	0	113.825
**16 JPMORGAN FUND IIC LONG TERM DIVERSIFIED GROWTH FUND	341.024	0	341.024
**17 JPMORGAN FUND IIC LONG TERM DIVERSIFIED GROWTH FUND	2.558	0	2.558
**18 JPMORGAN FUND IIC LONG TERM DIVERSIFIED GROWTH FUND	5.482	0	5.482
**19 JPMORGAN FUND IIC LONG TERM DIVERSIFIED GROWTH FUND	45.823	0	45.823
**20 JPMORGAN FUND IIC LONG TERM DIVERSIFIED GROWTH FUND	936	0	936
**21 JPMORGAN FUND IIC LONG TERM DIVERSIFIED GROWTH FUND	1.601	0	1.601
**22 JPMORGAN FUND IIC LONG TERM DIVERSIFIED GROWTH FUND	420.673	0	420.673
**23 JPMORGAN FUND IIC LONG TERM DIVERSIFIED GROWTH FUND	1.943.640	0	1.943.640
**24 JPMORGAN FUND IIC LONG TERM DIVERSIFIED GROWTH FUND	32.031	0	32.031
**25 JPMORGAN FUND IIC LONG TERM DIVERSIFIED GROWTH FUND	16.336	0	16.336
**26 JPMORGAN FUND IIC LONG TERM DIVERSIFIED GROWTH FUND	7.743.726	0	7.743.726
**27 JPMORGAN FUND IIC LONG TERM DIVERSIFIED GROWTH FUND	257.391	0	257.391
**28 JPMORGAN FUND IIC LONG TERM DIVERSIFIED GROWTH FUND	639.773	0	639.773
**29 JPMORGAN FUND IIC LONG TERM DIVERSIFIED GROWTH FUND	5.812	0	5.812
**30 JPMORGAN FUND IIC LONG TERM DIVERSIFIED GROWTH FUND	305.829	0	305.829
**31 JPMORGAN FUND IIC LONG TERM DIVERSIFIED GROWTH FUND	8.948	0	8.948
**32 JPMORGAN FUND IIC LONG TERM DIVERSIFIED GROWTH FUND	442.755	0	442.755
**33 JPMORGAN FUND IIC LONG TERM DIVERSIFIED GROWTH FUND	1.571.500	0	1.571.500
**34 JPMORGAN FUND IIC LONG TERM DIVERSIFIED GROWTH FUND	58.241	0	58.241
**35 JPMORGAN FUND IIC LONG TERM DIVERSIFIED GROWTH FUND	4.683	0	4.683
**36 JPMORGAN FUND IIC LONG TERM DIVERSIFIED GROWTH FUND	1.855	0	1.855
**37 JPMORGAN FUND IIC LONG TERM DIVERSIFIED GROWTH FUND	6.840	0	6.840
**38 JPMORGAN FUND IIC LONG TERM DIVERSIFIED GROWTH FUND	6.896	0	6.896
**39 JPMORGAN FUND IIC LONG TERM DIVERSIFIED GROWTH FUND	13.486	0	13.486
**40 JPMORGAN FUND IIC LONG TERM DIVERSIFIED GROWTH FUND	1.770	0	1.770
**41 JPMORGAN FUND IIC LONG TERM DIVERSIFIED GROWTH FUND	6.872.185	0	6.872.185
**42 JPMORGAN FUND IIC LONG TERM DIVERSIFIED GROWTH FUND	2.104.730	0	2.104.730
**43 JPMORGAN FUND IIC LONG TERM DIVERSIFIED GROWTH FUND	108.580	0	108.580
**44 JPMORGAN FUND IIC LONG TERM DIVERSIFIED GROWTH FUND	1.329	0	1.329
**45 JPMORGAN FUND IIC LONG TERM DIVERSIFIED GROWTH FUND	102.773	0	102.773
**46 JPMORGAN FUND IIC LONG TERM DIVERSIFIED GROWTH FUND	2.062	0	2.062
**47 JPMORGAN FUND IIC LONG TERM DIVERSIFIED GROWTH FUND	539.767	0	539.767
**48 JPMORGAN FUND IIC LONG TERM DIVERSIFIED GROWTH FUND	53.130	0	53.130
**49 JPMORGAN FUND IIC LONG TERM DIVERSIFIED GROWTH FUND	15.882	0	15.882
**50 JPMORGAN FUND IIC LONG TERM DIVERSIFIED GROWTH FUND	33.768	0	33.768
**51 JPMORGAN FUND IIC LONG TERM DIVERSIFIED GROWTH FUND	14.618	0	14.618



Pagina 13

100% delega alla persona fisica sopra indicata con il proprio della scheda nominale  
 \*70 delega alla persona fisica sopra indicata con il numero della scheda nominale  
 RT: rappresentanza legale della persona fisica sopra indicata con il numero della scheda nominale

Azionisti: 1.826 Tasse: 1.826  
 Azionisti in proprio: 0 Azionisti in delega: 1.826



# FAVOREVOLI

Cognitive	Vol.	Proprio	Delega
**D VIRGINIA TECH FOUNDATION INC	2,908	0	2,908
**C EARTH TRUST COMPANY COLLECTIVE INVESTMENT FUNDS FOR EMPLOYEE BENEFIT TRUSTS	225,333	0	225,333
**D ADVANCE STRIDES TRUST ASST Y HOME PRICES DIVERSIFIED TRUST	1,897	0	1,897
**D ADVANCED STRIDES TRUST ASST Y HOME PRICES DIVERSIFIED TRUST	52,758	0	52,758
**D SYMPTOM PARANORMAL GLOBAL EQUITY FUND	6,173	0	6,173
**D SYMPTOM PARANORMAL GLOBAL EQUITY FUND	7,772	0	7,772
**D SYMPTOM PARANORMAL GLOBAL EQUITY FUND	138,787	0	138,787
**D SYMPTOM PARANORMAL GLOBAL EQUITY FUND	255,987	0	255,987
**D SYMPTOM PARANORMAL GLOBAL EQUITY FUND	695	0	695
**D SYMPTOM PARANORMAL GLOBAL EQUITY FUND	17,075	0	17,075
**D SYMPTOM PARANORMAL GLOBAL EQUITY FUND	33,967	0	33,967
**D SYMPTOM PARANORMAL GLOBAL EQUITY FUND	7,719	0	7,719
**D SYMPTOM PARANORMAL GLOBAL EQUITY FUND	7,871,042	0	7,871,042
**D SYMPTOM PARANORMAL GLOBAL EQUITY FUND	1,091,098	0	1,091,098
**D SYMPTOM PARANORMAL GLOBAL EQUITY FUND	1,550,810	0	1,550,810
**D SYMPTOM PARANORMAL GLOBAL EQUITY FUND	9,933,712	0	9,933,712
**D SYMPTOM PARANORMAL GLOBAL EQUITY FUND	2,800	0	2,800
**D SYMPTOM PARANORMAL GLOBAL EQUITY FUND	2,862	0	2,862
**D SYMPTOM PARANORMAL GLOBAL EQUITY FUND	6,402	0	6,402
**D SYMPTOM PARANORMAL GLOBAL EQUITY FUND	384	0	384
**D SYMPTOM PARANORMAL GLOBAL EQUITY FUND	7,216	0	7,216
**D SYMPTOM PARANORMAL GLOBAL EQUITY FUND	23,148	0	23,148
**D SYMPTOM PARANORMAL GLOBAL EQUITY FUND	5,304	0	5,304
**D SYMPTOM PARANORMAL GLOBAL EQUITY FUND	4,484	0	4,484
**D SYMPTOM PARANORMAL GLOBAL EQUITY FUND	15,640	0	15,640
**D SYMPTOM PARANORMAL GLOBAL EQUITY FUND	27,164	0	27,164
**D SYMPTOM PARANORMAL GLOBAL EQUITY FUND	3,627	0	3,627
**D SYMPTOM PARANORMAL GLOBAL EQUITY FUND	5,744	0	5,744
**D SYMPTOM PARANORMAL GLOBAL EQUITY FUND	7,250	0	7,250
**D SYMPTOM PARANORMAL GLOBAL EQUITY FUND	3,852	0	3,852
**D SYMPTOM PARANORMAL GLOBAL EQUITY FUND	6,640	0	6,640
**D SYMPTOM PARANORMAL GLOBAL EQUITY FUND	12,382	0	12,382
**D SYMPTOM PARANORMAL GLOBAL EQUITY FUND	17,310	0	17,310
**D SYMPTOM PARANORMAL GLOBAL EQUITY FUND	1,588	0	1,588
**D SYMPTOM PARANORMAL GLOBAL EQUITY FUND	1,412	0	1,412
**D SYMPTOM PARANORMAL GLOBAL EQUITY FUND	2,721	0	2,721
**D SYMPTOM PARANORMAL GLOBAL EQUITY FUND	4,119	0	4,119
**D SYMPTOM PARANORMAL GLOBAL EQUITY FUND	882,066	0	882,066
**D SYMPTOM PARANORMAL GLOBAL EQUITY FUND	25,291	0	25,291
**D SYMPTOM PARANORMAL GLOBAL EQUITY FUND	25,291	0	25,291
**D SYMPTOM PARANORMAL GLOBAL EQUITY FUND	6,394	0	6,394
**D SYMPTOM PARANORMAL GLOBAL EQUITY FUND	14,764	0	14,764
**D SYMPTOM PARANORMAL GLOBAL EQUITY FUND	1,273	0	1,273
**D SYMPTOM PARANORMAL GLOBAL EQUITY FUND	26,000	0	26,000
**D SYMPTOM PARANORMAL GLOBAL EQUITY FUND	1,611	0	1,611
**D SYMPTOM PARANORMAL GLOBAL EQUITY FUND	5,384	0	5,384
**D SYMPTOM PARANORMAL GLOBAL EQUITY FUND	26,934	0	26,934
**D SYMPTOM PARANORMAL GLOBAL EQUITY FUND	416	0	416
**D SYMPTOM PARANORMAL GLOBAL EQUITY FUND	1,864	0	1,864
**D SYMPTOM PARANORMAL GLOBAL EQUITY FUND	707	0	707
**D SYMPTOM PARANORMAL GLOBAL EQUITY FUND	878	0	878
**D SYMPTOM PARANORMAL GLOBAL EQUITY FUND	3,216	0	3,216

Página 15

1  
1.826

1.826      Testc:

0 Azionisti in delega;

© 2003 Blackwell Publishing Ltd *Journal of Internal Medicine* 253: 111–118

44 D delega alla persona fisica sopra indicata con il numero della schia singolare (occasione offerta

**Accionisti:**

**Azionisti in proprio:**

## LISTA ESITO DELLE VOTAZIONI

Oggetto: 5. Sistema incentivante 2022 per i Dipendenti appartenenti al Personale più rilevante  
FAVOREVOLI

Cognome	Proprio	Delega
**D ELISABETTA ROSEMAN	157	757
**D FAVORITI FOUNDATION INC	1.716	1.716
**D BEAUFORT HOLDINGS LLC	1.489	1.489
**D OLIVE MORTUARY 2009 TRUST	828	828
**D CAROL O BRENNETT CHARITABLE REMAIND 1057162836C	4.982	4.982
**D CAROL O BRENNETT CACQ II	2.774	2.774
**D RED BLAZES INVESTMENTS VENTURE LLC	3.659	3.659
**D OHS FINANCIAL LLC	6.968	6.968
**D L BUCKANO CRUSI T SMITH SR	5.869	5.869
**D DORIS CHRISTOPHER	28.934	28.934
**D MS DEEDMAN'S ANNUITY FUND	31.278	31.278
**D SCOTT GARRISON	1.339	1.339
**C MUNICIPAL EMPLOYEES PENSION PLAN	3.574	3.574
**C CATAPRAINT IVS	799	799
**D JOHN MEDAROVY	1.331	1.331
**D GAIL KILGUSMAN	2.574	2.574
**D T SMITHY RV TR II 18 04 VANDER ADR	1.446	1.446
**C MORNIS 1392 CIV TRUST	2.038	2.038
**D JOHN HEVINE	1.334	1.334
**D THOMAS F FOGAL TR DID I 31 94 NEWER	1.479	1.479
**D THOMAS R SMITH REV TRUST	1.074	1.074
**D JAMES C LOCKER CR DID 8 16 92 BOWER	1.606	1.606
**D SUSAN ZUCKER	1.043	1.043
**D MARYS MASTER TRUST	37.553	37.553
**D CHARLES FERRIS	999	999
**D EXSC FAMILY TRUST M FORD II FAMILY TRUST	1.712	1.712
**D THE BANK OF NEW YORK MELLON EMPLOYEE BENEFIT COLLECTIVE INV	98.357	98.357
**D THE BANK OF NEW YORK MELLON EMPLOYEE BENEFIT COLLECTIVE INVESTMENT FUND PLAN	51.876	51.876
**D THE BANK OF NEW YORK MELLON EMPLOYEE BENEFIT COLLECTIVE INVESTMENT FUND PLAN	298.035	298.035
**D THE BANK OF NEW YORK MELLON EMPLOYEE BENEFIT COLLECTIVE INVESTMENT FUND PLAN	49.871	49.871
**D NYM MELLON OF SC INTERNATIONAL STOCK INDEX FUND	48.437	48.437
**D ADVANCED SERIES TRUST AST FRANKLIN 85 IS DIVERSIFIED ALLOCATION PORTFOLIO	41.849	41.849
**D 1893 FONDS STITCHING I	35.229	35.229
**D COUNTY OF SANTA CLARA	15.117	15.117
**D CAPITALMANAGER INVESTING PRO VELLIV WORLD EQUITY INDEX CC HYBRID PORTFOLIO AMMINTSTRATION AS	67.837	67.837
**D AOK ONE GLOBAL EQUITY FUND ADVOCATA	114.074	114.074
**D INCO GLOBAL PORTIC EQUITY LP	1.838	1.838
**D FLOUNDER FLEXIBLE OPPORTUNITIES FUND	196.813	196.813
**D TRILLITY INVESTMENT TRUST FIDELITY DIVERSIFIED INTERNATIONAL FUND	2.900.896	2.900.896
**D BCT FOCOLD INVESTMENT FUND SEAS SWAPT EUROPEAN FORTY FUND	5.399	5.399
**D LTV PROGRESS HSCI AWC TRDER FUND	1.657.757	1.657.757
**D CREDITY GROUP TRUST FOR EMPLOYEE BENEFIT PLANS	84.157	84.157
**D SALLIE KLEPFISZ UK AND NORFOLK EQUITY FUND	31.349	31.349
**D ARIZONA STAFF RETIREMENT SYSTEM	137.018	137.018
**D ARIZONA STATE RETIREMENT SYSTEM	1.180	1.180
**D PLANNING ADVISORS NC	5.399	5.399
**D ALL RSC GLOBAL EQUITY INDEX FUND	4.695	4.695
**D FIRST TRUST INTERNATIONAL DEVELOPED CAPITAL GROWTH PORTFOLIO	4.660	4.660
**D BRY MELLON INTERNATIONAL EQUITY FUND	4.375	4.375
**D ATTRACTING HSCI GROWTH EQUITY FID	16.752	16.752
**D IQ CANADIAN RSC INTERNATIONAL EQUITY FID	32.632	32.632

Pagina 16

DE\* delega alla persona fisica sopra indicata con il numero della scheda nominale

1826 DE\* delega alla persona fisica sopra indicata con il numero della scheda nominale (votazione effettuata alla postazione assistita)

RL\* - sottoscrizione legale alla persona fisica sopra indicata con il numero della scheda nominale

1826 Teste:

0 Azionisti in delega:

Azionisti:

Azionisti in proprio:

LISTA ESITO DELLE VOTAZIONI

Oggetto: 5. Sistema incentivante 2022 per i Dipendenti appartenenti al Personale più rilevante

FAVOREVOLI

Cognome	Proprio	Delega
**D STRACCHER V&C ALL WORLD EX US REFERRED EQUITY ETC	3.858	3.858
**D UNIVERSITY OF WISCONSIN FOUNDATION	53.267	53.267
**D STATE OF WISCONSIN INVESTMENT BOARD	246.917	246.917
**D ALS GROUP TRUST PENSION SCHEME	16.272	16.272
**D STANDARD LIFE INVESTMENTS GLOBAL SICAV LI	210.199	210.199
**D BANK OF KOREA	4.613	4.613
**D THE ASSOCIATION OF PARTNERS INVESTMENT TRUST	37.803	37.803
**D PUBLIC EMPLOYER RETIREMENT SYSTEM OF MISSISSIPPI	80	80
**D THE JORDAN CHARITABLE FOUNDATION	87.610	87.610
**D TATFIFE OFFSHORE MANAGED FUND A SUB FUND OF THE BALANCE CLEAR WEIGHT ETC	3.126.210	3.126.210
**D INVESTCO CANADIAN PREMIER BALANCED FUND	19.694	19.694
**D INVESTCO CANADIAN PREMIER BALANCED FUND	1.916.316	1.916.316
**D INVESTCO CANADIAN PREMIER BALANCED FUND	474	474
**D INVESTCO CANADIAN PREMIER BALANCED FUND	235.305	235.305
**D INVESTCO CANADIAN PREMIER BALANCED FUND	119.590	119.590
**D INVESTCO CANADIAN PREMIER BALANCED FUND	51.365	51.365
**D INVESTCO CANADIAN PREMIER BALANCED FUND	77.009	77.009
**D INVESTCO CANADIAN PREMIER BALANCED FUND	259.534	259.534
**D INVESTCO CANADIAN PREMIER BALANCED FUND	4.093.353	4.093.353
**D INVESTCO CANADIAN PREMIER BALANCED FUND	112.360	112.360
**D INVESTCO CANADIAN PREMIER BALANCED FUND	183	183
**D INVESTCO CANADIAN PREMIER BALANCED FUND	21.178	21.178
**D INVESTCO CANADIAN PREMIER BALANCED FUND	15.861	15.861
**D INVESTCO CANADIAN PREMIER BALANCED FUND	310.000	310.000
**D INVESTCO CANADIAN PREMIER BALANCED FUND	1.700	1.700
**D INVESTCO CANADIAN PREMIER BALANCED FUND	1.237	1.237
**D INVESTCO CANADIAN PREMIER BALANCED FUND	53.591	53.591
**D INVESTCO CANADIAN PREMIER BALANCED FUND	24.011	24.011
**D INVESTCO CANADIAN PREMIER BALANCED FUND	2.376	2.376
**D INVESTCO CANADIAN PREMIER BALANCED FUND	297.075	297.075
**D INVESTCO CANADIAN PREMIER BALANCED FUND	2.601	2.601
**D INVESTCO CANADIAN PREMIER BALANCED FUND	41.767	41.767
**D INVESTCO CANADIAN PREMIER BALANCED FUND	330.885	330.885
**D INVESTCO CANADIAN PREMIER BALANCED FUND	407.135	407.135
**D INVESTCO CANADIAN PREMIER BALANCED FUND	4.037	4.037
**D INVESTCO CANADIAN PREMIER BALANCED FUND	14.273.616	14.273.616
**D INVESTCO CANADIAN PREMIER BALANCED FUND	4.173	4.173
**D INVESTCO CANADIAN PREMIER BALANCED FUND	13.917	13.917
**D INVESTCO CANADIAN PREMIER BALANCED FUND	29.516	29.516
**D INVESTCO CANADIAN PREMIER BALANCED FUND	58.923	58.923
**D INVESTCO CANADIAN PREMIER BALANCED FUND	30.119	30.119
**D INVESTCO CANADIAN PREMIER BALANCED FUND	2.018	2.018
**D INVESTCO CANADIAN PREMIER BALANCED FUND	14.169	14.169
**D INVESTCO CANADIAN PREMIER BALANCED FUND	17.277	17.277
**D INVESTCO CANADIAN PREMIER BALANCED FUND	431	431
**D INVESTCO CANADIAN PREMIER BALANCED FUND	12.695	12.695
**D INVESTCO CANADIAN PREMIER BALANCED FUND	10.501	10.501
**D INVESTCO CANADIAN PREMIER BALANCED FUND	186.748	186.748
**D INVESTCO CANADIAN PREMIER BALANCED FUND	1.546	1.546
**D INVESTCO CANADIAN PREMIER BALANCED FUND	760.000	760.000
**D INVESTCO CANADIAN PREMIER BALANCED FUND	1.326	1.326
**D INVESTCO CANADIAN PREMIER BALANCED FUND	22.431	22.431



Pagina 17

1) 0,0% delega alla persona fisica sopra indicata. 2) Il numero della scheda magnetica  
 \*\*D delega alla persona fisica sopra indicata. 3) Il numero della scheda magnetica  
 R) rappresentativa delle azioni sopra indicate con il numero della scheda magnetica

1.826 Testi: 1.826 Azionisti in delega: 0 Azionisti in proprio: 0

## LISTA ESITO DELLE VOIAZIONE

Oggetto: 5. Sistema incentivante 2022 per i Dipendenti appartenenti al Personale più rilevante

## FAVOREVOLI

Codice	Tot. Voti	Proprio	Delega
**D VOYA GLOBAL EQUITY FUND	49.367	0	49.367
**C EMPLOYERS RETIREMENT SYSTEM OF THE CITY OF BALTIMORE	786	0	786
**D VOYA GLOBAL HIGH DIVIDEND LOW VOLATILITY PORTFOLIO	103.234	0	103.234
**D VOYA INTERNATIONAL INDEX EQUITY FUND	66.480	0	66.480
**D THE AMERICAN UNIVERSITY IN CAIRO	2.749	0	2.749
**D LIFE AND POLICE EMPLOYERS' RETIREMENT SYSTEM OF THE CITY OF BALTIMORE	69.867	0	69.867
**D VENTURA ENERGY BIOMED ANGLIO LLC NON QUALIFIED RECOMMISSION	332	0	332
**D AKZUBA PERS LUIGI	65.029	0	65.029
**C DMS INVESTMENT OVER ON BEHALF OF DMS LONGS 100	89.366	0	89.366
**D SENSIVA ENERGY PENSION MASTER TRUST	10.435	0	10.435
**D VESCOUS RETIREMENT SYSTEM OF LOUISIANA	1	0	1
**D INVESTMENT MANAGEMENT INVESTMENT IT ACTIER GLOBALE	3.697	0	3.697
**D KATIEPERINEREN LANGENBERG INVEST AG- ARTIST GLOBAL INVESTMENT SERVICES ADMINISTRATION AG	9.360	0	9.360
**D BLACKROCK LIFE FUND	475.684	0	475.684
**D XTACKERS REAL EUROPE LEADED EQUITY FCI	39.429	0	39.429
**D JPMORG CHURCH OF THE SOUTH AFRICA LTD	3.365	0	3.365
**D M' JONES KIC	37.231	0	37.231
**D STERLING OAKS OF SOUTH AFRICA LTD	34.948	0	34.948
**D XTACKERS REAL EUROPE LEADED EQUITY FCI	57.333	0	57.333
**D CREDIT CONCORD STREET TRUST FIDELITY INTERNATIONAL INDEX FUND	164.542	0	164.542
**D CALIFORNIA BROWNEKAS FIELD PENSION TRUST	1.440	0	1.440
**D THE BOARD OF PENSIONS OF THE PRESBYTERIAN CHURCH USA	2.469.586	0	2.469.586
**D BELLOTTI CORP PER VISA TRUST	339.734	0	339.734
**D EUROPEAN CENTRAL BANK	269.438	0	269.438
**D EPOCH VANCE MANAGEMENT	7.163	0	7.163
**D BNY MELLER INVESTMENT STOCK INDEX FUND	57.955	0	57.955
**D FTR AND POLICE PENSION ASSOCIATION OF COLORADO	832	0	832
**D NEWVILLE PERSONAL INCOME SETTLEMENT TRUST	17.878	0	17.878
**D SCARBORO LIFE INVESTMENTS GLOBAL	43.086	0	43.086
**D CORA PUBLIC EMPLOYERS RETIREMENT SYSTEM	2.942	0	2.942
**D AC AND I SAVINGS GROUP WESTERN TRUST	11.825	0	11.825
**D TREASURER OF THE STATE OF NORTH CAROLINA EQUITY INVESTMENT	179.242	0	179.242
**D FLORENCE GLOBAL EQUITY FUND LLC	2.391.221	0	2.391.221
**D DIOCESE OF VINCEN PENSION PLAN AND TRUST	154.966	0	154.966
**D OXIDE RETIREMENT PLAN TRUST	40.967	0	40.967
**D PUBLIC EMPLOYERS RETIREMENT SYSTEM OF TEXAS	131.428	0	131.428
**D PUBLIC SCHOOL TEACHERS PENSION AND RETIREMENT FUND OF CALIFORNIA	4.656	0	4.656
**D NATIONAL TREASURY MANAGEMENT TRUST	380	0	380
**D ASS MANGLORIA ADRIAL PRATICE IC	26.589	0	26.589
**D DREAM FORDS ZOV	26.211	0	26.211
**D CLEVELAND SRI INTERNATIONAL INDEX FUND	150.356	0	150.356
**D ACTION GLOBAL EQUITY FUND	1.427	0	1.427
**D ALL INTERNATIONAL INDEX FUND	2.702	0	2.702
**D ASS INTERNATIONAL CORE EQUITY FUND	3.457	0	3.457
**D BLACKROCK FUND MANAGEMENT LTD	6.905	0	6.905
**D 55 RIVER AND KICANTHIC GLOBAL RECOVERY FUND	201.378	0	201.378
**D JOHN DEERE PENSION TRUST	1.692	0	1.692
	58.163	0	58.163
	4.311	0	4.311
	8.014.353	0	8.014.353
	60.513	0	60.513
	167.660	0	167.660

Pagina 18

D2? delega alla persona fisica sopra indicata con il numero della scheda nominativa

D3? delega alla persona fisica sopra indicata con il numero della scheda nominativa (vocezione effettuata alle posizioni assenti)

D4? rappresentanza legale alla persona fisica sopra indicata con il numero della scheda nominativa

Azionisti: 1.826 Tuti: 0 Azionisti in delega: 1.826

# LISTA ESITO DELLE VOTAZIONI

Oggetto: 5. Sistema incentivante 2022 per i Dipendenti appartenenti al Personale più rilevante

FAVOREVOLI

Cognome	Tot. Voti	Proprio	Delegato
**7 ROYAL BANK PENSION TRUST	103.023	0	103.023
**8 MUNICIPAL POLICE EMPLOYEES RETIREMENT SYSTEM	40.909	0	40.909
**9 FIRST TRUST GLOBAL FUND P.C FIRST TRUST GLOBAL EQUITY IN	1.002	0	1.002
**0 RUC INCOME INSURANCE CO OPERATIVE LIMITED	7.947	0	7.947
**1 COUNTY AND MUNICIPAL GOVERNMENT CAPITAL IMPROVEMENT TRUST FUND	82.600	0	82.600
**2 ALABAMA TRUST FUND	189.290	0	189.290
**3 COX ENTERPRISES INC VARIOUS TRUST	158.066	0	158.066
**4 NATIONAL ALUMINUM INDUSTRY PENSION PLAN	162.406	0	162.406
**5 KATANA INVESTMENT FUND P.C	117.085	0	117.085
**6 ALABAMA PENSION FUND CORPORATION	8.447	0	8.447
**7 ROYAL BANK ACTING AS TRUSTEE OF SAMSUNG EUROPEAN ESG SECURITIES MASTER INVESTMENT TRUST EQUITY	48.660	0	48.660
**8 FIRST INNOVATIONS	33.085	0	33.085
**9 ANKA PENSION	44.992	0	44.992
**0 NEW FRONT COLLECTIVE INVESTMENT TRUST	34.200	0	34.200
**1 COMMONWEALTH OF PENNSYLVANIA PUBLIC SCHOOL EMPLOYEES RETIREMENT SYSTEM	67.117	0	67.117
**2 COMMONWEALTH OF PENNSYLVANIA TREASURY	435.767	0	435.767
**3 PUBLIC EMPLOYEES RETIREMENT SYSTEM OF NEVADA	3.251	0	3.251
**4 RETIREMENT BENEFITS INVESTMENT FUND	340.461	0	340.461
**5 TEXAS EDUCATION AGENCY	9.793	0	9.793
**6 FIDELITY INVESTMENT CO LTD	116.931	0	116.931
**7 FIDELITY INVESTMENT CO LTD	15.138	0	15.138
**8 MINISTRY OF DEFENSE PENSION FUND OF THE SULTANATE OF OMAN	2.498	0	2.498
**9 FIDELITY INVESTMENT CO LTD	22.874	0	22.874
**0 FIDELITY INVESTMENT CO LTD	3.910	0	3.910
**1 RIVER AND KENTHILL GLOBAL HIGH ALPHA FUND	98.830	0	98.830
**2 BLACKROCK GLOBAL FUND INVESTMENT TRUST P.C	665.513	0	665.513
**3 BLACKROCK GLOBAL FUND INVESTMENT TRUST P.C	833.358	0	833.358
**4 FLORIDA RETIREMENT SYSTEM TRUST FUND	50.100	0	50.100
**5 ASSETMANAGEMENT SYSTEM II	137	0	137
**6 TEXAS EDUCATION AGENCY	23.771	0	23.771
**7 OPERATING ENGINEERS LOCAL 101 PENSION FUND	100.000	0	100.000
**8 BELL ATLANTIC SAVING TRUST	2.048	0	2.048
**9 VITA BELL MANAGER INTERNATIONAL FACTORS FUND	105.000	0	105.000
**0 THE ARIZONA GOVERNMENT SCHOLARSHIP FUND	69.014	0	69.014
**1 PUBLIC SERVICES EMPLOYEES GROUP INCORPORATED MASTER DEFERRED TRUST	99.995	0	99.995
**2 PUBLIC SERVICES EMPLOYEES GROUP INCORPORATED MASTER DEFERRED TRUST	289.290	0	289.290
**3 CUK ENERGY QUALIFIED NUCLEAR DECOMMISSIONING	25.722	0	25.722
**4 OPTIMUM FUND TRUST OPTIMUM INTERNATIONAL FUND	323.916	0	323.916
**5 QUALITY EDUCATION FUND	1.093	0	1.093
**6 INTERCO INTERNATIONAL DEVELOPED DYNAMIC MULTI-FACITOR FIF	8.370	0	8.370
**7 PUBLIC EMPLOYEES RETIREMENT SYSTEM OF OHIO	1.587.493	0	1.587.493
**8 ADVANCE PLANNING LIMITED	2.541	0	2.541
**9 TRUSTEE PER ARRANGEMENT INVESTMENT	3.656	0	3.656
**0 GEC INVESTMENT TRUST	44.180	0	44.180
**1 INDIANA PUBLIC RETIREMENT SYSTEM	630.836	0	630.836
**2 KENTUCKY RETIREMENT SYSTEMS	580.000	0	580.000
**3 PUBLIC EMPLOYEES RETIREMENT ASSOCIATION OF NEW MEXICO	240.000	0	240.000
**4 THE BANK OF NEW YORK MELLON CORPORATION BELLAMONT FUND MASTER TRUST	6.657	0	6.657
**5 BOARD OF PENSIONS OF THE EVANGELICAL LUTHERAN CHURCH IN A/C	87.420	0	87.420
**6 BOARD OF PENSIONS OF THE EVANGELICAL LUTHERAN CHURCH IN A/C	127.104	0	127.104
**7 BOARD OF PENSIONS OF THE EVANGELICAL LUTHERAN CHURCH IN A/C	125.647	0	125.647



Pagina 19

1 D.F. delega alla persona fisica sopra indicata con il numero della scheda delegataria  
1.826 \*\*D delega alla persona fisica sopra indicata con il numero della scheda delegataria (votazione effruttuata alla postazione assistita)  
0 Azionisti in proprio  
0 Azionisti in delega  
1.826 Totale

LISTA LISTO DELLE VOTAZIONI

Oggetto: 5. Sistema incentivante 2022 per i Dipendenti appartenenti al Personale più rilevante

FAVOREVOLI

Cognome	Proprio	Delega
AAD 183C GLOBAL FORTY FUND	20.363	20.363
AAD 483C INTERNATIONAL EQUITY INDEX FUND	10.119	10.119
AAD 183333 VALLEY AUTHORITY RETIREMENT SYSTEM	1	1
AAD 095 6002 TRUST	124.056	124.056
AAD STICHTING BEELIJFSPENSIOENFONDS VOOR DE ZOLVARENDRUGER	5.805	5.805
AAD STICHTING BEELIJFSPENSIOENFONDS VOOR RPT	1.634	1.634
AAD ELITE EMPLOYER TRUST INVESTMENT GEBELLSCHAFT VBI	3.709	3.709
AAD POLK ONE CORPORATION INSTANT MARKET INDEX FUND	2.754	2.456
AAD PRIME INSURANCE MUTUAL LIMITED	4.702	4.702
AAD 2.865	2.865	2.865
AAD 518.866	518.866	518.866
AAD 117.297	117.297	117.297
AAD 4.550.000	4.550.000	4.550.000
AAD 92.326	92.326	92.326
AAD 145.125	145.125	145.125
AAD 333.566	333.566	333.566
AAD 1.033.300	1.033.300	1.033.300
AAD 139.636	139.636	139.636
AAD 57.910	57.910	57.910
AAD 33.403	33.403	33.403
AAD 362.488	362.488	362.488
AAD 6.830	6.830	6.830
AAD 1.071.456	1.071.456	1.071.456
AAD 127.165	127.165	127.165
AAD 1.887	1.887	1.887
AAD 20.873	20.873	20.873
AAD 12.806	12.806	12.806
AAD 20.400	20.400	20.400
AAD 30.842	30.842	30.842
AAD 3.547	3.547	3.547
AAD 750	750	750
AAD 133.537	133.537	133.537
AAD 928.300	928.300	928.300
AAD 123.163	123.163	123.163
AAD 19.541	19.541	19.541
AAD 133.616	133.616	133.616
AAD 116.556	116.556	116.556
AAD 27.098	27.098	27.098
AAD 28.582	28.582	28.582
AAD 8.263	8.263	8.263
AAD 97.923	97.923	97.923
AAD 1.269	1.269	1.269
AAD 534	534	534
AAD 2.740	2.740	2.740
AAD 1.678	1.678	1.678
AAD 1.487	1.487	1.487
AAD 1.113	1.113	1.113
AAD 146	146	146
AAD 464	464	464
AAD 626	626	626
AAD 1.997	1.997	1.997
AAD 2.133	2.133	2.133

Pagina: 20

183<sup>th</sup> segue alla persona fisica sopra indicata con il numero della scheda magnetica  
 \*\*D. delega alla persona fisica sopra indicata con il numero della scheda magnetica (oppure all'istituto di cui è titolare la partecipazione azionaria)  
 N.B. rappresenta l'agente alla persona fisica sopra indicata con il numero della scheda magnetica

Azionisti: 1.826  
 Azionisti in delega: 0

## LISTA ESITO DELLE VOTAZIONI

Oggetto: 5. Sistema incentivante 2022 per i Dipendenti appartenenti al Personale più rilevante

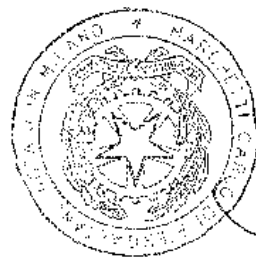
FAVOREVOLI

Cognome	Tot. Voti	Proprio	Delega
**C FSEF PROGETTO CEDOLA 03 2023	2.032	0	2.032
**C ASI PROGETTO CEDOLA 05 2022	1.716	0	1.716
**D ASI PROGETTO CETOT A 06 2022	1.753	0	1.753
**D ASI PROGETTO CEDOLA 07 2022	1.636	0	1.636
**D ASI - PROGETTO CEDOLA 03 2023	1.506	0	1.506
**D ASI - PROGETTO CETOT A 12 2022	2.908	0	2.908
**D ASI - PROGETTO CEDOLA 04 2024	1.158	0	1.158
**D FSEF PROGETTO AZIONE SOSTENIBILI	935	0	935
**D MUNICI TOTAL ACCUR	3.560	0	3.560
**D ASI PROGETTO CEDOLA 04 2023	1.634	0	1.634
**D ASI PROGETTO CEDOLA 05 2023	1.550	0	1.550
**D ASI PROGETTO CEDOLA 07 2023	1.063	0	1.063
**D LIP LYXOR VSCI FVG RSC	13.722	0	13.722
**C LIX LMO 20 LYXOR CORE STOXX EJ	304.419	0	304.419
**C MULTI UNITS LON LYXOR CORE RSC	41.241	0	41.241
**D MUL -X FVE ET AL- CAP FIR 2	11.607	0	11.607
**D LYXOR FUND LYXOR MSCI EMU	16.653	0	16.653
**D LYXOR CORE MSCI WORLD	20.052	0	20.052
**C MC LIX LYXOR EGO STOXX BANK	1.907.342	0	1.907.342
**D AMF FVI EQUITY	18.440	0	18.440
**D ASI MULTI ASSET LEGGOLACO	8.643	0	8.643
**D ASI TACTICAL PORTFOLIO INCOME	14.637	0	14.637
**D MUL LYXOR MSCI WORLD CLIMATE C	2.351	0	2.351
**D MUL LIX NET ZERO 2030 SP EURO	7.051	0	7.051
**D TIF LYXOR VSCI WORLD CATHOLIC ER	2.811	0	2.811
**D MUL LIX NET ZERO 30 SP EURO C	231.307	0	231.307
**D ASI ICAM GLOBAL MSCI ASSET 64	312	0	312
**C LYXOR FINE MIF UCITS RTF	723.969	0	723.969
**C LYXOR MSCI EUROPE UCITS RTF	53.315	0	53.315
**C AV S.F. DIVERSIFIED TARGET 1	1.339	0	1.339
**D ASI - PROGETTO CETOT A 09 2023	3.287	0	3.287
**D ASI - PROGETTO CEDOLA 06 2023	1.210	0	1.210
**D AXIF - EUROPEAN EQUITY	18.593	0	18.593
**D GSE (LUX) INSTITUTIONAL FUND - EQUITIES EUROPE (EX GL) PASSIVE LI	257.391	0	257.391
**D GSE (LUX) INSTITUTIONAL FUND - EQUITIES EUROPE (EX GL) PASSIVE	142.868	0	142.868
**D GSE FUND MANAGEMENT (LUXEMBOURG) SA	498.312	0	498.312
**D ZIGROS BANK (LUX) TOPICS INTERSTOCK	1.260	0	1.260
**D G-G-PAL FUND STARS EUROPE	153.894	0	153.894
**D EUROPS BANK (LUX) TOPICS 40 (EUR)	1.450	0	1.450
**D LBS (LUX) STRATEGY SICAV-SYSTEMATIC - ALLOCATION PE MEDIUM (USD)	6.197	0	6.197
**D GBS (LUX) STRATEGY SICAV-SYSTEMATIC - ALLOCATION PE DEFENSIVE (USD)	2.852	0	2.852
**D GBS (LUX) STRATEGY SICAV-SYSTEMATIC - ALLOCATION PE DEFENSIVE (USD)	1.390	0	1.390
**D GBS (LUX) STRATEGY SICAV-SYSTEMATIC - ALLOCATION PE DEFENSIVE (USD)	5.730	0	5.730
**D GBS (LUX) KEY SELECTION SICAV - SYSTEMATIC ALLOCAT PTF EQUITY (USD)	4.435	0	4.435
**D GBS (LUX) KEY SELECTION SICAV - SYSTEMATIC ALLOCAT PTF EQUITY (USD)	2.412	0	2.412
**D GBS (LUX) KEY SELECTION SICAV - SYSTEMATIC ALLOCAT PTF EQUITY (USD)	5.221	0	5.221
**D GBS (LUX) KEY SELECTION SICAV - SYSTEMATIC ALLOCAT PTF EQUITY (USD)	403	0	403
**D LUXEMBOURG SELECTION FUND - CORE FUND TO FUND	15.238	0	15.238
**D LUXEMBOURG SELECTION FUND - CORE FUND	21.960	0	21.960
**D ASSET MANAGEMENT EXCHANGE UCITS OCF	16.826	0	16.826
**D STICHTING PENSIONFONDS INC	32.771	0	32.771
**D TRENK AND GENERAL OCF	25.138	0	25.138

Pagina 21

1 1.826 Teste: 1.826 Azionisti in proprio: 0 Azionisti in delega: 0

1 DE+ delega alla persona fisica sopra indicata con il numero della scheda magnetica  
2 DE+ delega alla persona fisica sopra indicata con il numero della scheda magnetica (voluzione effettuata alla postazione assistita)  
RI+ approssimazione della persona fisica sopra indicata con il numero della scheda magnetica



## LISTA ESITO DELLE VOTAZIONI

Oggetto: 5. Sistema incentivante 2022 per i Dipendenti appartenenti al Personale più rilevante

## FAVOREVOLI

Cognome	Propr	Delega
**J WAKS OF ROTTERDAM.	38.400	38.400
**J THE PUBLIC INSTITUTION FOR SOCIAL SECURITY	100.606	100.606
**J GENERAL ORGANISATION FOR SOCIAL INSURANCE	281.403	281.403
**J GENERAL ORGANISATION FOR SOCIAL INSURANCE	140.954	140.954
**J INTERNATIONAL VOTARY FUND BELLEZ STIALI MONETES INVESTMENT ACCOUNT	52.671	52.671
**J WETTER COMMON INVESTMENT FUND.	1.873	1.873
**J ANDEA AP CONJUN	113.624	113.624
**J FATHIE GEORGE SCHOLAR GROWTH TRUST P.L.C	481.214	481.214
**J AL BUITE MANAGER RANANDU MANAGED TRUST	231.499	231.499
**J AL BUITE MANAGER SPECIAL SQUADRON TRUST.	330.145	330.145
**J AL BUITE MANAGER TRUSTEAM	49.533	49.533
**J PREMIER NITON EUROPEAN SUSTAINABLE LEADERS FUND	233.603	233.603
**J PREMIER NITON EUROPEAN OPPORTUNITIES FUND	6.833.735	6.833.735
**J LEGAL & GENERAL FUTURE WORLD ESG DEVELOPER INDEX FUND	1.453	1.453
**J LEGAL & GENERAL GLOBAL EQUITY INDEX FUND	1.882	1.882
**J LEGAL AND GENERAL EUROPEAN INDEX TRUST	333.581	333.581
**J EUROPEAN FUND.	10.123.457	10.123.457
**J EUROPEAN FUND.	654.546	654.546
**J EUROPEAN FUND.	34.579	34.579
**J EUROPEAN FUND.	61.241	61.241
**J EUROPEAN FUND.	3.306	3.306
**J EUROPEAN FUND.	44.370	44.370
**J EUROPEAN FUND.	28.942	28.942
**J EUROPEAN FUND.	29.581	29.581
**J EUROPEAN FUND.	24.312	24.312
**J EUROPEAN FUND.	19.648	19.648
**J UNITED KINGDOMS OF AFRICA 1974 PENSION TRUST	17.581	17.581
**J METERLIN NORTH AMERICA INC. MASTER TRUSTEAM TRUST	140.423	140.423
**J EUROPEAN FUND.	30.186	30.186
**J EUROPEAN FUND.	83.080	83.080
**J EUROPEAN FUND.	164.018	164.018
**J EUROPEAN FUND.	1.854	1.854
**J EUROPEAN FUND.	35.829	35.829
**J EUROPEAN FUND.	49.237	49.237
**J EUROPEAN FUND.	14.028	14.028
**J EUROPEAN FUND.	3.362	3.362
**J EUROPEAN FUND.	1.854	1.854
**J EUROPEAN FUND.	17.582	17.582
**J EUROPEAN FUND.	15.737	15.737
**J EUROPEAN FUND.	202.229	202.229
**J EUROPEAN FUND.	19.116	19.116
**J EUROPEAN FUND.	903.053	903.053
**J EUROPEAN FUND.	728.649	728.649
**J EUROPEAN FUND.	77.658	77.658
**J EUROPEAN FUND.	150.823	150.823
**J EUROPEAN FUND.	413.355	413.355
**J EUROPEAN FUND.	36.094	36.094
**J EUROPEAN FUND.	1.271	1.271
**J UNITED NATIONS RELIEF AND WORKS AGENCY FOR REFUGEE REFUGEE	3.565	3.565
**J UNITED NATIONS FAMILY TRUST USD 53.19.13	3.565	3.565
**J UNITED NATIONS FAMILY TRUST USD 53.19.13	22.758	22.758
**J UNITED NATIONS FAMILY TRUST USD 53.19.13	1.826	1.826

Pagina 22

Dati della persona fisica sono indicati con il numero della scheda magnetica

Dati della persona fisica sono indicati con il numero della scheda magnetica (votazione effettuata alla postazione assillata)

RL: rappresentazione legale della persona fisica indicata con il numero della scheda magnetica

Azionisti: 1.826 Totale: 1.826

Azionisti in proprio: 0 Azionisti in delega:

# LISTA ESITO DELLE VOTAZIONE

Oggetto: 5. Sistema incentivante 2022 per i Dipendenti appartenenti al Personale più rilevante  
FAVOREVOLI

Cognome	Tot. Voti	Proprio	Delega
**D SEAN P ADAMS 2018 CR USD FTA R 1991	1.889	0	1.889
**D INTERNATIONAL GROWTH FUND	320.000	0	320.000
**D S. ROSSON WALTON 2010 ESUSI	5.544	0	5.544
**D US INVESTORS INTERNATIONAL EQUITY FRI CITY	515	0	515
**D JCN 1987 ROTICLE II DESC TRUST EAGLE	279	0	279
**D SEJUKI L. WALTON 2009 CRAT NO. 4 ANGLIC II TRUST	6.478	0	6.478
**D PRESBYTERIAN CHURCH (USA) FOUNDATION	2.187	0	2.187
**D THE CATAPULT WEINERS FOUNDATION	6.124	0	6.124
**D CALVERT CLIFFS NUCLEAR POWER PLANT UNIT ONE QUARTERLY FUND	56.418	0	56.418
**D AUM SAVINGS PLAN TRUST	7.560	0	7.560
**D BAILEY LE VANDERLAL INSTITUTE	31.220	0	31.220
**D ALICE A PROFFIT FAMILY TRUST DAD 09 21 12	14.310	0	14.310
**D CORDEUS AGA-SCIENCE JOINTED CONTRIBUTION PLAN MASTER TRUST	1.059	0	1.059
**D CRTERAUS MICRO CAP GROWTH FUND	19.179	0	19.179
**D ESSENCE HEALTH	96.244	0	96.244
**D HANLING LOWE'S FUNDS INC. INTERNATIONAL EQUITY ASSRACH PORTFOLIO	3.204	0	3.204
**D FAIRFACON COMPANY EMPLOYEE BENEFIT MASTER TRUST	2.153	0	2.153
**D ALIGHT SOLUTIONS LLC 401(K) PLAN TRUST	61.286	0	61.286
**D JUSTIA GREEN CORPORATION	19.888	0	19.888
**D NIGT ON COMMON DAILY EARE INDEX FUND BON LENDING	3.082	0	3.082
**D MONROE FOUNDATION	60.075	0	60.075
**D KITS WITH NOT NOT QUALIFIED PARTNERSHIP	562	0	562
**D MORGAN STANLEY ASIAN-PAACIFIC HESLER TRUST	3.620	0	3.620
**D THE SPICAT AND DENTIA OFFENCE UNION OF SCOTLAND	70.220	0	70.220
**D BELTIVE 401(K) PLAN TRUST	19.618	0	19.618
**D BEL GLOBAL INVESTMENT FUND	287.718	0	287.718
**D HONG KONG SPECIAL ADMINISTRATIVE REGION GOVERNMENT EXCHANGE	2.309	0	2.309
**D BEAT DRUGS FUND ASSOCIATION	800.032	0	800.032
**D GLOSAI BOND FUND NAVROGE INC	752	0	752
**D SENALAK INTERNATIONAL FUND	21.278	0	21.278
**D SENTINEL INTERNATIONAL TRUST	1.064	0	1.064
**D SIM GLOBAL BALANCED TRUST	3.427	0	3.427
**D WAM INVESTMENTS LLC	659	0	659
**D THUSSEN GLOBAL INVESTMENTS CORP	626	0	626
**D PRO SEN INVESTMENTS LLC	581	0	581
**D CONNY SPRINGS LLC	571	0	571
**D CARROLL AVENUE PARTNERS LLC	48.973	0	48.973
**D OLCE GLOBAL SECURITIES LP	71	0	71
**D BILION MARKETABLE SECURITIES COMMON TRUST FUND C O KEMPER MANAGEMENT	753	0	753
**D DYNASTY TRUST INC	1.887	0	1.887
**D DFI LP EQUITY (EAGLE)	1.352	0	1.352
**D INTERNATIONAL EXPANENTIAL DEFECT HINDER TRUST	1.823	0	1.823
**D TASIAM TRAVEL INVESTMENT PARTNERSHIP C O YF CAP-ORI	2.880	0	2.880
**D INTERNATIONAL EQUITY FUND LLC	1.077	0	1.077
**D LAC AVENUE INVESTMENTS LLC	7.819	0	7.819
**D LAM INVESTMENTS LLC	30.051	0	30.051
**D LAMIN SHAM FAMILY PARTNERS LLC LEARN SHAM FAMILY PARTNERS LLC	64.956	0	64.956
**D LEGA A GENERAL MISTO SAFE FUND LLC	67	0	67
**D KALKE PARTNERSHIP C O MORLERN TRUST COMPANY MANAGER	51.706	0	51.706
**D FUND OF PENSEES	1.208	0	1.208
**D FIRST INITIATIVES INSURANCE LLC	6.271	0	6.271
	12.144	0	12.144



Pagina 23

1 DE\* delega alla persona fisica sopraindicata con il numero della scheda magnetica  
1.826 con delega alla persona fisica sopraindicata con il numero della scheda magnetica (collocare e firmare alla prestazione assistita)  
RL\* rappresentanze legittime delle persone fisiche sopraindicate con il numero della scheda magnetica

Aziendisti: 1.826 Teste: 0  
Aziendisti in proprio: 0 Aziendisti in delega:

## LISTA ESITO DELLE VOTAZIONI

Oggetto: 5. Sistema incentivante 2022 per i Dipendenti appartenenti al Personale più rilevante

## FAVOREVOLI

Cognome	Vol. voti	Proprio	Delega
**D FIDELLA PARTNERS L.P.C.	259	0	129
**D IFCO INTERNATIONAL LOMB L.P.C.	674	0	642
**D LEGAL & GENERAL VEST EAST EU FUND L.P.C.	44.979	0	44.979
**D K INVESTMENTS SE L.P.C.	63.467	0	63.462
**D COINTEGRATED LEADIT OPERATING INVESTMENT POOL L.P.C.	68.426	0	68.426
**D ASCENSION ALPHA FUND L.P.C.	2.728	0	2.728
**D UNITED NATIONS UNITED STAFF PENSION FUND	94.517	0	94.527
**D INTERNATIONAL MONETARY FUND STAFF RETIREMENT FUND	213.611	0	213.611
**D NATIONAL COUNCIL FOR SOCIAL SECURITY FUND INC	160.439	0	160.439
**D CHEVRON CA PENSION FUND	3.659	0	3.659
**D FIDELITY INVESTMENT FUND FIDELITY ENDURING OPPORTUNITIES FUND	1.833	0	1.833
**D FIDELITY SECURITIES FUND FORTITY FIRM LARGE CAP GROWTH FUND	1.432.471	0	1.432.471
**D FIDELITY INVESTMENT TRUST FIDELITY DIVERSIFIED INTERNATIONAL	969.773	0	969.773
**D AL CAPITAL L.P.C.	5.556	0	5.556
**D POLICEMEN'S ANNUITY AND BENEFIT FUND OF CALIFORNIA	18.219	0	18.219
**D NEW ZEPHYRUS SUPERANNUATION FUND	018.362	0	129.362
**D COINTEGRATED SUPERANNUATION CORPORATION AS TRUSTEE FOR ASIA	15.327	0	15.327
**D MERCER INVESTMENT ALTERNATIVES FUND	33.539	0	33.539
**D FISHER INVESTMENTS AUSTRALASIA GLOBAL SMALL CAP EQUITY FUND	7.436	0	7.436
**D SUPERANNUATION FUND MANAGEMENT CORPORATION OF SOUTH AUSTRALIA	3.955	0	3.955
**D NI WORLD GREEN TRANSACTION INDEX FUND	538	0	538
**D COVERED CALL EMPLOYEE SUPERANNUATION BOARD	17.022	0	17.533
**D LONG VANTOR'S CREDITABLE FOUNDATION	371	0	371
**D ARBORVORE GLOBAL STATES FUND	52.670	0	52.673
**D AUSTRALIAN CAPITAL TERRITORY	16.182	0	16.180
**D QTC LIMITED	11.226	0	11.226
**D JOHN 1 WALTON FAMILY TRUST	279.215	0	279.215
**D BWA TRUST NO 2 DATED 01.12.03.	4.319	0	4.319
**D BWA INVESTMENT TRUST NO. 1.	477	0	417
**D STERRA FRANKLIN FUND PLUS EQUITY TRUST	1.000.000	0	1.000.000
**D BWA INVESTMENT TRUST NO 2.	2.888	0	2.885
**D BWA INVESTMENT TRUST NO 3.	2.723	0	2.723
**D BWA INVESTMENT TRUST NO 4.	3.870	0	3.879
**D BWA INVESTMENT TRUST NO 5.	4.639	0	4.639
**D BWA INVESTMENT TRUST NO 6.	16.182	0	16.182
**D LAC TRUSTORS OF THE HENRY SMITH CHARITY	1.340	0	1.340
**D S. ROSEAN WALTON 1999 CHILDREN TRUST	66.571	0	66.573
**D PRIMA TRUST INVESTMENT RETIREMENT TRUST SERIES FIFTEEN.	1.000.138	0	1.008.138
**D NORLICHEN L.P.C. GLOBAL INVESTMENTS COLLECTIVE FUNDS TRUST	10.574	0	10.574
**D BORD LORON COMPANY LIMITED LONDON MARKET TRUST..	177.882	0	177.882
**D NORTHERN FUNDS INTERNATIONAL EQUITY INDEX FUND	290.325	0	290.325
**D SPARTAN GROUP TRUST FOR EMPLOYEE BENEFIT PLANS.	1.134	0	1.134
**D FARGING INVESTMENT FUND INC. GLOBAL EQUITY RESEARCH PORTFOLIO	178	0	178
**D JOHN 1987 ARTICLE 11 DECO TRUST FOR JOHN LTD 1.1.2012	1.846	0	1.846
**D JOHN 1987 ARTICLE 11 DECO TRUST FOR JOHN LTD 1.1.2012	25.367	0	25.367
**D JOHN 1987 ARTICLE 11 DECO TRUST FOR JOHN LTD 1.1.2012	178	0	178
**D JOHN TRUST NO. 1 DATED 9.12.02.	3.508	0	3.508
**D JOHN TRUST NO. 2 DATED 9.12.02.	2.351	0	2.351
**D JOHN TRUST NO. 3 DATED 9.12.02.	3.073	0	3.073
**D JOHN TRUST NO. 4 DATED 9.12.02.	180.171	0	180.171
**D LOCKHEED MARTIN CORPORATION VAPOR RETIREMENT TRUST..	59.373	0	59.373
**D THE CHARLOTTE-MCKENBENS LOGICAL AUTHORITY			

Pagina 24

Dm\* delega alla persona fisica sopra indicata con il numero della scheda magnetica

Dm\* delega alla persona fisica sopra indicata con il numero della scheda magnetica (votazione effettuata alla postazione assistita)

At\* assemblea legale alla persona fisica sopra indicata con il numero della scheda magnetica

1

1.826

Azionisti: 1.826 Tesle:

Azionisti in proprio: 0 Azionisti in delega:

## FAVOREVOLI

[illegible]

\*) Delega alla persona fisica sopra indicata il numero della società magnetica



LISTA ESITO DELLE VOTAZIONI

Oggetto: 5. Sistema incentivante 2022 per i Dipendenti appartenenti al Personale più rilevante

FAVOREVOLI

Cognome	Tot. Voti	Proprio	Delega
**D CREDIT SWISS ASSET MANAGEMENT DAC ON BEHALF OF GE HOLDING CO CREDIT SWISS ASSET MANAGEMENT SWITZERLAND AG ACTING AS	149.274	0	149.274
**D VAR MISC STRATEGY MASTER FUND VARIES CORPORATE SERVICES LIMITED	55	0	55
**D CLC EUROPEAN LONG SHORT FUND VARIES CORPORATE SERVICES LIMITED	548	0	548
**D AGR IAX ARABER TOTAL RETURN FUND LLC	4.961	0	4.961
**D BELLEVUE FUNDS (LUX) RE FUND-RENDER EUROPE HEDGE	97.115	0	97.115
**D CHALLENGE FUNDS CHALLENGE FUND-RENDER EUROPE HEDGE	474.121	0	474.121
**D CHALLENGE FUNDS CHALLENGE FUND-RENDER EUROPE HEDGE	200.000	0	200.000
**D J O TEMPO CAPITAL MANAGEMENT JERRELLA FUND LLC J O TEMPO	61.121	0	61.121
**D WILSONMANUS GICM 3 ALFA GLOBAL QUALITY ACTIVITIES	25.597	0	25.597
**D WINTORSE FUND VESORE GLOBAL EQUITY MULTI FACTOR C O WINTORSE FONTE SERVICES AG	491	0	491
**D WINTORSE FUND VESORE GLOBAL EQUITY MULTI FACTOR C O WINTORSE FONTE SERVICES AG	22.002	0	22.002
**D CETO OCF GLOBAL BALANCE FUND	3.243	0	3.243
**D INTEREST FHE CMO GLOBAL NETWORK FUND CMO CONTINENTAL FUND	45.023	0	45.023
**D WINTORSE FUND VESORE GLOBAL EQUITY MULTI FACTOR C O WINTORSE FONTE SERVICES AG	53.852	0	53.852
**D WINTORSE FUND VESORE GLOBAL EQUITY MULTI FACTOR C O WINTORSE FONTE SERVICES AG	319	0	319
**D CMO OCF GLOBAL BALANCE FUND	2.070	0	2.070
**D COLTANT FIRST STATE INVESTMENTS LIMITED...	57.495	0	57.495
**D COLTANT FIRST STATE INVESTMENTS LIMITED...	22.892	0	22.892
**D UFGM AND GENERAL ASSURANCE (PENSION MANAGEMENT) LIMITED	2.031.987	0	2.031.987
**D IIA LA WORLD BSC SORSEED FUND	8.416	0	8.416
**D TRISH LIFE ASSURANCE	65.255	0	65.255
**D LIA ASIAN	2.837	0	2.837
**D TRISH LIFE ASSURANCE PLC	230.819	0	230.819
**D AGRICOLA CUSTODI O.V.	196.367	0	196.367
**D STICHLING BN SERVICES	96.550	0	96.550
**D STICHLING BN SERVICES PARTENERS LTD	328.387	0	328.387
**D STICHLING BN SERVICES PARTENERS LTD	44.609	0	44.609
**D LEGAL AND GENERAL ASSURANCE (PENSION MANAGEMENT) LIMITED	56.708	0	56.708
**D CITIWAY UK LIMITED AS TRUSTEE FOR ASI (STANDARD LIFE) EUROPE	2.812	0	2.812
**D VANTAGE GLOBAL FUND	794.488	0	794.488
**D VANTAGE GLOBAL FUND	90.165	0	90.165
**D VANTAGE GLOBAL FUND	66.719	0	66.719
**D VANTAGE GLOBAL FUND	21.322	0	21.322
**D VANTAGE GLOBAL FUND	25.035	0	25.035
**D VANTAGE GLOBAL FUND	379.384	0	379.384
**D VANTAGE GLOBAL FUND	629.367	0	629.367
**D VANTAGE GLOBAL FUND	346.204	0	346.204
**D VANTAGE GLOBAL FUND	10.375	0	10.375
**D VANTAGE GLOBAL FUND	2.873.605	0	2.873.605
**D VANTAGE GLOBAL FUND	17.251	0	17.251
**D VANTAGE GLOBAL FUND	5.119.618	0	5.119.618
**D VANTAGE GLOBAL FUND	1.698.924	0	1.698.924
**D VANTAGE GLOBAL FUND	3.157.455	0	3.157.455
**D VANTAGE GLOBAL FUND	881	0	881
**D VANTAGE GLOBAL FUND	15.200	0	15.200
**D VANTAGE GLOBAL FUND	104.514	0	104.514
**D VANTAGE GLOBAL FUND	35.700	0	35.700
**D VANTAGE GLOBAL FUND	208.334	0	208.334
**D VANTAGE GLOBAL FUND	2.089	0	2.089
**D VANTAGE GLOBAL FUND	38.517	0	38.517
**D VANTAGE GLOBAL FUND	9.688	0	9.688

# LISTA ESITO DELLE VOTAZIONI

Oggetto: 5. Sistema incentivante 2022 per i Dipendenti appartenenti al Personale più rilevante

## FAVOREVOLI

Codice	Tot. Voti	Proprio	Delega
**0 JPM FUND COCK FUND II INTERNATIONAL STRATEGIC EQUITY ALLOCATION FUND	141.963	0	41.943
**0 CITICORP LIMITED	12.638	0	12.638
**0 CITICORP LIMITED AS TRUSTEE OF BLACKROCK POWER FUNDS BLACKROCK WORLD EQUITY INDEX FUND	3.142	0	3.142
**0 HOSPITAL DOGEL SUPERBINATION FUND	25.033	0	25.033
**0 AMERICAN INVESTMENT FUNDS LONG BILLYEN DIVERSIFIED FUND	130	0	130
**0 AMERICAN INVESTMENT FUNDS UK FUND II ASSESSMENT EQUITY TRACKER FUND	30.863	0	30.863
**0 AMERICAN INVESTMENT FUNDS UK FUND II ASSESSMENT EQUITY TRACKER FUND	25.032	0	25.032
**0 AMERICAN INVESTMENT FUNDS UK FUND II ASSESSMENT EQUITY TRACKER FUND	363	0	363
**0 AMERICAN INVESTMENT FUNDS UK FUND II ASSESSMENT EQUITY TRACKER FUND	3.547	0	3.547
**0 AMERICAN INVESTMENT FUNDS UK FUND II ASSESSMENT EQUITY TRACKER FUND	936	0	936
**0 AMERICAN INVESTMENT FUNDS UK FUND II ASSESSMENT EQUITY TRACKER FUND	13.548	0	13.548
**0 AMERICAN INVESTMENT FUNDS UK FUND II ASSESSMENT EQUITY TRACKER FUND	81.800	0	81.800
**0 AMERICAN INVESTMENT FUNDS UK FUND II ASSESSMENT EQUITY TRACKER FUND	112.382	0	112.382
**0 AMERICAN INVESTMENT FUNDS UK FUND II ASSESSMENT EQUITY TRACKER FUND	62.981	0	62.981
**0 AMERICAN INVESTMENT FUNDS UK FUND II ASSESSMENT EQUITY TRACKER FUND	66	0	66
**0 AMERICAN INVESTMENT FUNDS UK FUND II ASSESSMENT EQUITY TRACKER FUND	113	0	113
**0 AMERICAN INVESTMENT FUNDS UK FUND II ASSESSMENT EQUITY TRACKER FUND	654.479	0	654.479
**0 AMERICAN INVESTMENT FUNDS UK FUND II ASSESSMENT EQUITY TRACKER FUND	1.702.353	0	1.702.353
**0 AMERICAN INVESTMENT FUNDS UK FUND II ASSESSMENT EQUITY TRACKER FUND	5.600	0	5.600
**0 AMERICAN INVESTMENT FUNDS UK FUND II ASSESSMENT EQUITY TRACKER FUND	545.962	0	545.962
**0 AMERICAN INVESTMENT FUNDS UK FUND II ASSESSMENT EQUITY TRACKER FUND	98.000	0	98.000
**0 AMERICAN INVESTMENT FUNDS UK FUND II ASSESSMENT EQUITY TRACKER FUND	77.052	0	77.052
**0 AMERICAN INVESTMENT FUNDS UK FUND II ASSESSMENT EQUITY TRACKER FUND	692	0	692
**0 AMERICAN INVESTMENT FUNDS UK FUND II ASSESSMENT EQUITY TRACKER FUND	456.020	0	456.020
**0 AMERICAN INVESTMENT FUNDS UK FUND II ASSESSMENT EQUITY TRACKER FUND	26.437	0	26.437
**0 AMERICAN INVESTMENT FUNDS UK FUND II ASSESSMENT EQUITY TRACKER FUND	899.399	0	899.399
**0 AMERICAN INVESTMENT FUNDS UK FUND II ASSESSMENT EQUITY TRACKER FUND	24.112	0	24.112
**0 AMERICAN INVESTMENT FUNDS UK FUND II ASSESSMENT EQUITY TRACKER FUND	21.064	0	21.064
**0 AMERICAN INVESTMENT FUNDS UK FUND II ASSESSMENT EQUITY TRACKER FUND	1.945	0	1.945
**0 AMERICAN INVESTMENT FUNDS UK FUND II ASSESSMENT EQUITY TRACKER FUND	9.656	0	9.656
**0 AMERICAN INVESTMENT FUNDS UK FUND II ASSESSMENT EQUITY TRACKER FUND	17.115	0	17.115
**0 AMERICAN INVESTMENT FUNDS UK FUND II ASSESSMENT EQUITY TRACKER FUND	9.958	0	9.958
**0 AMERICAN INVESTMENT FUNDS UK FUND II ASSESSMENT EQUITY TRACKER FUND	1.240	0	1.240
**0 AMERICAN INVESTMENT FUNDS UK FUND II ASSESSMENT EQUITY TRACKER FUND	139.718	0	139.718
**0 AMERICAN INVESTMENT FUNDS UK FUND II ASSESSMENT EQUITY TRACKER FUND	91.779	0	91.779
**0 AMERICAN INVESTMENT FUNDS UK FUND II ASSESSMENT EQUITY TRACKER FUND	295.489	0	295.489
**0 AMERICAN INVESTMENT FUNDS UK FUND II ASSESSMENT EQUITY TRACKER FUND	35	0	35
**0 AMERICAN INVESTMENT FUNDS UK FUND II ASSESSMENT EQUITY TRACKER FUND	264	0	264
**0 AMERICAN INVESTMENT FUNDS UK FUND II ASSESSMENT EQUITY TRACKER FUND	11.342	0	11.342
**0 AMERICAN INVESTMENT FUNDS UK FUND II ASSESSMENT EQUITY TRACKER FUND	5.291	0	5.291
**0 AMERICAN INVESTMENT FUNDS UK FUND II ASSESSMENT EQUITY TRACKER FUND	33.950	0	33.950
**0 AMERICAN INVESTMENT FUNDS UK FUND II ASSESSMENT EQUITY TRACKER FUND	11.403	0	11.403
**0 AMERICAN INVESTMENT FUNDS UK FUND II ASSESSMENT EQUITY TRACKER FUND	40.463	0	40.463
**0 AMERICAN INVESTMENT FUNDS UK FUND II ASSESSMENT EQUITY TRACKER FUND	147.067	0	147.067
**0 AMERICAN INVESTMENT FUNDS UK FUND II ASSESSMENT EQUITY TRACKER FUND	155.030	0	155.030
**0 AMERICAN INVESTMENT FUNDS UK FUND II ASSESSMENT EQUITY TRACKER FUND	10.820	0	10.820
**0 AMERICAN INVESTMENT FUNDS UK FUND II ASSESSMENT EQUITY TRACKER FUND	4.634	0	4.634
**0 AMERICAN INVESTMENT FUNDS UK FUND II ASSESSMENT EQUITY TRACKER FUND	148.802	0	148.802
**0 AMERICAN INVESTMENT FUNDS UK FUND II ASSESSMENT EQUITY TRACKER FUND	2.561.116	0	2.561.116
**0 AMERICAN INVESTMENT FUNDS UK FUND II ASSESSMENT EQUITY TRACKER FUND	4.734	0	4.734
**0 AMERICAN INVESTMENT FUNDS UK FUND II ASSESSMENT EQUITY TRACKER FUND	3.129.176	0	3.129.176
**0 AMERICAN INVESTMENT FUNDS UK FUND II ASSESSMENT EQUITY TRACKER FUND	348	0	348

Pagina 27  
 DFR delega alla presidenza FincoBank per indicare con il numero della scheda rappresentativa  
 il numero della delega alla presidenza FincoBank per indicare con il numero della scheda rappresentativa  
 il numero della delega alla presidenza FincoBank per indicare con il numero della scheda rappresentativa

Azionisti: 1.826 Teste: 1.826  
 Azionisti in proprio: 0 Azionisti in delega: 1.826





## LISTA ESITO DELLE VOIAZIONE

Oggetto: 5. Sistema incentivante 2022 per i Dipendenti appartenenti al Personale più rilevante

FAVOREVOLI

Cognome	Com. Voti	Proprio	Delega
**D AVINCE FUND EURO MULTI ASSET TARGET INC	26.117	0	26.117
**D ION CAPITAL FINCH	525.000	0	525.000
**D BAVIN* MSC EUROPE ESG UNIVERSAL SELECT	233	0	233
**D AMUNDI MSCI EOD ESG UNIVERSAL SELECT	2.632	0	2.632
**D AMUNDI MSCI WORLD ESG UNIVERSAL SELECT	308	0	308
**D AMUNDI MSCI WORLD CLIMATE PARIS A11G PAR	2.432	0	2.432
**D AMUNDI MSCI EUROPE CLIMATE PARIS ALLIANCE PAB	594	0	594
**D AMUNDI MSCI ASIA PACIFIC CLIMATE PARIS ALLIANCE PAB	1.083	0	1.083
**D IORVIA AVENIR MID CAP EUROPE	233.104	0	233.104
**D IORVIA AVENIR MID CAP EURO	48.035	0	48.035
**D AMUNDI MSCI WORLD	21.122	0	21.122
**D AMUNDI MSCI EUROPE	44.092	0	44.092
**D AMUNDI MSCI ASIA PACIFIC	11.301	0	11.301
**D AMUNDI MSCI EUROPE	143.966	0	143.966
**D AMUNDI MSCI WORLD	3.947	0	3.947
**D AMUNDI MSCI EUROPE	88.887	0	88.887
**D AMUNDI MSCI ASIA PACIFIC	305.684	0	305.684
**D AMUNDI MSCI EUROPE	1.524.971	0	1.524.971
**D AMUNDI MSCI WORLD	3.628	0	3.628
**D AMUNDI MSCI EUROPE	100.946	0	100.946
**D AMUNDI MSCI ASIA PACIFIC	21.129	0	21.129
**D AMUNDI MSCI EUROPE	2.844.055	0	2.844.055
**D AMUNDI MSCI WORLD	614.997	0	614.997
**D AMUNDI MSCI EUROPE	315.161	0	315.161
**D AMUNDI MSCI ASIA PACIFIC	21.461	0	21.461
**D AMUNDI MSCI EUROPE	3.852	0	3.852
**D AMUNDI MSCI WORLD	3.890	0	3.890
**D AMUNDI MSCI EUROPE	34.590	0	34.590
**D AMUNDI MSCI ASIA PACIFIC	1.744.041	0	1.744.041
**D AMUNDI MSCI EUROPE	322.560	0	322.560
**D AMUNDI MSCI ASIA PACIFIC	706.927	0	706.927
**D AMUNDI MSCI EUROPE	1.826	0	1.826
**D AMUNDI MSCI ASIA PACIFIC	44.855	0	44.855
**D AMUNDI MSCI EUROPE	136.397	0	136.397
**D AMUNDI MSCI ASIA PACIFIC	30.000	0	30.000
**D AMUNDI MSCI EUROPE	6.800	0	6.800
**D AMUNDI MSCI ASIA PACIFIC	23.216	0	23.216
**D AMUNDI MSCI EUROPE	16.800	0	16.800
**D AMUNDI MSCI ASIA PACIFIC	32.156	0	32.156
**D AMUNDI MSCI EUROPE	265.566	0	265.566
**D AMUNDI MSCI ASIA PACIFIC	340.000	0	340.000
**D AMUNDI MSCI EUROPE	1.340	0	1.340
**D AMUNDI MSCI ASIA PACIFIC	132.651	0	132.651
**D AMUNDI MSCI EUROPE	340.000	0	340.000
**D AMUNDI MSCI ASIA PACIFIC	1.568	0	1.568
**D AMUNDI MSCI EUROPE	21.166	0	21.166
**D AMUNDI MSCI ASIA PACIFIC	24.800	0	24.800
**D AMUNDI MSCI EUROPE	85.275	0	85.275



Pagina 23

1 DF del foglio alla perizia (sempre indicata con il numero della scheda magnetica)  
 1.826 DF del foglio alla perizia (sempre indicata con il numero della scheda magnetica)  
 SL\* rappresenta la data alla quale l'azienda ha fornito la sua dichiarazione con il numero della scheda magnetica

Azionisti: 1.826 Teste:  
 Azionisti in proprio: 0 Azionisti in delega:

LISTA ESITO DELLE VOTAZIONI

Oggetto: 5. Sistema incentivante 2022 per i Dipendenti appartenenti al Personale più rilevante

FAVOREVOLI

Cognome	Tot. voti	Proprio	Delega
**D AP ACTIONS 1 L&O	26.020	0	26.020
**D ARSCO LONG TERM 2	183.115	0	183.115
**D BCP CORP LND	76.991	0	76.991
**D COCUMERITRE FINANCE ISR	11.500	0	11.500
**D COOPERATIVE SILVER AGE ISR	196.861	0	196.861
**D EOP BORDON 7	77.330	0	77.330
**D EOP BASTEUR	20.600	0	20.600
**D ESO 06 EURO PVE	9.480	0	9.480
**D SARAY MIXTE SOLUTIONS EUROPE ESG	6.960	0	6.960
**D SAFAY DYNAMIC ACTIONS EUROPE ESG	34.933	0	34.933
**D FORTIS OBJECTIF CLIMAT ACTIONS	3.056	0	3.056
**D ALLOCATION INVEST EQUITY CORE	111.663	0	111.663
**D LP ACTIONS EURO	11.651	0	11.651
**D EST. EQUITY EUROPE ESG	65.555	0	65.555
**D GADUANA OR AVIER F&O	12.153	0	12.153
**D GROUPEMA CE TOTAL RETURN ALL-CAP EUROPE	72.000	0	72.000
**D A.A. CADETAN DIVERSIFIABLE	211.068	0	211.068
**D EOP GROUPEMA GRATI EST	9.562	0	9.562
**D MORIS EQUITIES	1.619	0	1.619
**D GLOVIO, ROTTI B&S&O F&S	7.266	0	7.266
**D 8 CAVANAC ACTIONS EURO	95.879	0	95.879
**D ARSCO QUANT 2	57.906	0	57.906
**D AP ACTIONS 3 XIN VO	8.953	0	8.953
**D CONCORD 96 (ACTION EURO)	19.724	0	19.724
**D REEC ACTIONS (ACTION EURO)	78.851	0	78.851
**D T. PRIMOYANCE (ACTIONS EUROPE)	23.509	0	23.509
**D 962 962 (ACTIONS EUROPE)	12.587	0	12.587
**D EC CAPITALCO (ACTIONS EURO)	58.899	0	58.899
**D SCORPHEL PROFIL 90 ACTIONS EUR	236.904	0	236.904
**D CARO DIVERSITE ACTION EURO	25.519	0	25.519
**D VOLAMERGIES DIVERSITE EQUILIBRE ET SOLIDAIRE	21.817	0	21.817
**D A&L-SE VIE OPPORTUNITES	50.117	0	50.117
**D KINGLAS	31.572	0	31.572
**D BELTOLD EURO SUCIALMELLE MINVOL	59.745	0	59.745
**D REEC EUROPE SMALL & MID CAP	143.636	0	143.636
**D B&C EURO PME	125.799	0	125.799
**D ASSORDA	113.820	0	113.820
**D AVONOI ACTIONS EUROPE ISR	7.771	0	7.771
**D AVONOI E&E P&P 500 UTILIS E	2.108.020	0	2.108.020
**D GROUPEMA Avenir F&O	4.662.881	0	4.662.881
**D BFI EURO F&O ISR	2.180	0	2.180
**D LOQUEVILLE ORCISSEANCE EURO IS	903.637	0	903.637
**D ANTOI P&C WORLD CLIMATE PARTS PL.P.UE	547	0	547
**D C&R SILVER AGE F&O COR	1.700.848	0	1.700.848
**D AIGUT EURO AND H&O BENEFICIA	22.839	0	22.839
**D AVONOI ACTIONS ASLE B&O	1.407	0	1.407
**D AVONOI PATRIMoine	58.409	0	58.409
**D AVONOI ACTIONS PVE	429.566	0	429.566
**D AVONOI SPARKLES ACTIONS EUROPE ASLE F&O	323	0	323
**D GROUPEMA EUROPE EQUITIES	47.946	0	47.946
**D AVONOI TRANSMISSION BACKMOLAR	9.066	0	9.066
**C AVONOI EQUITY EURO CONSERVATV	217.646	0	217.646

## LISTA ESITO DELLE VOTAZIONI.

Oggetto: 5. Sistema incentivante 2022 per i Dipendenti appartenenti al Personale più rilevante  
FAVOREVOLI

Cognome	Tot. Voti	Proprio	Delega
**D CER EUROLAND PRENTON ESG	45.377	0	45.377
**D FICHTENSD PRAGMA EUROPE	120.000	0	120.000
**D RICHIELLO GLOBAL INNOVATION	6.452	0	6.450
**D RICHIELLO PROFIT 75 (OCCIONS)	64.329	0	64.313
**D UNICA SRL EURO QUALITY	705.136	0	705.136
**D CNF ASSUR ELAJOH CAMBRIAM	142.430	0	142.430
**D ECR SICAV - EQUITY EURO SOLVE	35.110	0	35.110
**D ECR SICAV - EUROPE MITOCAT8	111.010	0	111.010
**D ECR SICAV - EURO SUSTAINABLE EQUITY	874.650	0	874.650
**D POLIAR	11.100	0	11.100
**D EDIOLIO UL AGROSCHELO ASSET MANAGEMENT (FIRMA)	31.406	0	31.406
**D VITTIERS CRESCENDO 2	4.292	0	4.292
**D SAKURABA 2 TOP	40.650	0	40.650
**D ASV AXIO FINES	639.910	0	639.910
**D TOTAL INTERNATIONAL EX U.S. TRONK MASTER PORTFOLIO OF MASTER TRV	31.371	0	31.371
**D BICARD A. CHALENTE REVOCARIE TRUST	20.006	0	20.006
**D "SHARES MSCJ LAL INTERNATIONAL INDEX FUND	375.587	0	375.587
**D "SHARES MSCJ ACMI ERI	103.952	0	103.952
**D "SHARES MSCJ ACMI EX U.S. EIP	95.363	0	95.363
**D "SHARES MSCJ STRATOIRIS EIP	89.101	0	89.101
**D "SHARES MSCJ EUROPE EIP	777.965	0	777.965
**D "SHARES MSCJ EUROPE EIP	117.803	0	117.803
**D "SHARES MSCJ EUROPE EIP	960.184	0	960.184
**D "SHARES MSCJ EUROPE EIP	2.371.360	0	2.371.360
**D "SHARES MSCJ EUROPE EIP	2.072	0	2.072
**D "SHARES MSCJ EUROPE EIP	517.411	0	517.411
**D "SHARES MSCJ EUROPE EIP	632.403	0	632.403
**D "SHARES MSCJ EUROPE EIP	816.026	0	816.026
**D "SHARES MSCJ EUROPE EIP	25.390	0	25.390
**D "SHARES MSCJ EUROPE EIP	255.630	0	255.630
**D "SHARES MSCJ EUROPE EIP	519.076	0	519.076
**D "SHARES MSCJ EUROPE EIP	726	0	726
**D "SHARES MSCJ EUROPE EIP	21.457	0	21.457
**D "SHARES MSCJ EUROPE EIP	3.212.369	0	3.212.369
**D "SHARES MSCJ EUROPE EIP	431.473	0	431.473
**D "SHARES MSCJ EUROPE EIP	206.903	0	206.903
**D "SHARES MSCJ EUROPE EIP	4.096	0	4.096
**D "SHARES MSCJ EUROPE EIP	142.162	0	142.162
**D "SHARES MSCJ EUROPE EIP	12.683	0	12.683
**D "SHARES MSCJ EUROPE EIP	1.418	0	1.418
**D "SHARES MSCJ EUROPE EIP	92.777	0	92.777
**D "SHARES MSCJ EUROPE EIP	651.339	0	651.339
**D "SHARES MSCJ EUROPE EIP	714	0	714
**D "SHARES MSCJ EUROPE EIP	7.578	0	7.578
**D "SHARES MSCJ EUROPE EIP	133.487	0	133.487
**D "SHARES MSCJ EUROPE EIP	1.872	0	1.872
**D "SHARES MSCJ EUROPE EIP	2.133	0	2.133
**D "SHARES MSCJ EUROPE EIP	1.584.269	0	1.584.269
**D "SHARES MSCJ EUROPE EIP	63.647	0	63.647
**D "SHARES MSCJ EUROPE EIP	2.007	0	2.007
**D "SHARES MSCJ EUROPE EIP	61.080	0	61.080
**D "SHARES MSCJ EUROPE EIP	366	0	366



Pagina 31

DE+ delega alla persona fisica sopra indicata con il numero della scheda magnetica

DE+ delega alla persona fisica sopra indicata con il numero della scheda magnetica (votazione effettuata alla presidenza esatta)

DE+ rappresentanza legale alla persona fisica sopra indicata con il numero della scheda magnetica

1 1.826 Tosto:

0 Azionisti in delega:

Azionisti:

Azionisti in proprio:

## LISTA ESITO DELLE VOTAZIONI

**FAVOREVOLI**

[illegible][illegible]

## LISTA ESITO DELLE VOTAZIONI

Oggetto: 5. Sistema incentivante 2022 per i Dipendenti appartenenti al Personale più rilevante

## FAVOREVOLI

Cognome	Tot. Voti	Proprio	Delega
**0 DMS INVESTMENT GROUP FOR MULTINATIONAL EQUITY FUND	4.980	0	4.980
**0 STATE STREET GLOBAL ADVISORS LUXEMBOURG SICAV	136.536	0	136.536
**0 XTRACTORS	968.512	0	968.512
**0 GOLDMAN SACHS FUNDS	2.454	0	2.454
**0 DMS INVESTMENT SA FOR ARECO SEA WELTFONDS	15.872	0	15.872
**0 MULTIFLEX SICAV	72.330	0	72.330
**0 CROX GLOBAL FUND	141.891	0	141.891
**0 DMS MULTI ASSET PER FUND	80.000	0	80.000
**0 AXA WORLD FUNDS	9.458.889	0	9.458.889
**0 BLACKROCK GLOBAL INDEX FUNDS	32.204	0	32.204
**0 ALLIANCE GLOBAL INVESTORS FUND	1.188.215	0	1.188.215
**0 INSTITUTIONAL REAL ESTATE TRUST	2.104.920	0	2.104.920
**0 BAK ELLEVORCE GLOBAL WOMEN'S LEADERSHIP FUND	21.408	0	21.408
**0 WINDS ACTION EUROPE MEDIA FRASITV	16.264	0	16.264
**0 CHAM INVESTMENT FUNDS TRUST	33.571	0	33.571
**0 GREY GROUP PENSION FUND	23.987	0	23.987
**0 TRY RETIREMENT FUND	2.686	0	2.686
**0 ALLIANCE GLOBAL INVESTORS GROUP FOR ATTIVISTFONDS GRS	71.410	0	71.410
**0 AM VEST AM GLOBAL ASIA ALLOCAT. CREDENCE PORTFOLIO	6.102	0	6.102
**0 JOHN HANCOCK LIFE AND HEALTH INSURANCE COMPANY	34.069	0	34.069
**0 THE MASTER TRUST BANK OF JAPAN LTD. RE INVEST FOREIGN EQUITY INDEX WOMEN FUND	16.590	0	16.590
**0 COMPAGNIE STRATEGIC SOLUTIONS GLOB AL EQUITY LLC	23.669	0	23.669
**0 IUX COLIKO PLUS PLAN INVEST	122.171	0	122.171
**0 GOLDMAN SACHS TRUST GOLDEN SACHS GLOBAL MANAGED BOND FUND	1.688	0	1.688
**0 AS VARIABLE PROCEEDS SERIES FUND INC. RE INVESTMENT ASSET AL LOCATION PORTFOLIO	1.800	0	1.800
**0 ALLIANCE GLOBAL INVESTORS BASIC FOR ALL-ARIST FUND SET MASTER	2.020	0	2.020
**0 INTERNATIONAL MONETARY FUND	33.373	0	33.373
**0 MES HERITAGE INVEST COMPANY COLLECTIVE INVESTMENT TRUST	24.835	0	24.835
**0 UNIVERSAL INVESTMENT GROUP SCHAFFNER FOR REPT DIVERSAL FUND	27.403	0	27.403
**0 LITE KAPLANALANAGERSCHAFT MER FOR SANSOINGSTOCKS	302.171	0	302.171
**0 UNIVERSAL INVESTMENT GROUP SCHAFFNER FOR SANSOINGSTOCKS	99.748	0	99.748
**0 EURELIFE RULLAND SQUARE TRUST II STRATEGIC ADV FIDELITY INT FND	946.174	0	946.174
**0 NEW ENGLAND FINANCIAL AND TRADING INDUSTRY PENSION FUND	19.106	0	19.106
**0 INT INVESTMENT MANAGEMENT MER FOR LUX VALERIAN FUND	16.000	0	16.000
**0 UNIVERSITY INVESTMENT SERVICES TRUST FOR TRUSTANTS SAA	54.425	0	54.425
**0 FIDELITY RUTLAND SQUARE TRUST II STRATEGIC ADVISORS INT FUND	265.034	0	265.034
**0 SVR CAPITAL INC	629	0	629
**0 SCHWAB FUNDAMENTAL INTERNATIONAL SMALL COMPANY INDEX FIF	159.540	0	159.540
**0 JOHN HANCOCK VARIABLE INSURANCE TRUST STRAT EQ ALLOCATION TRUST	98.307	0	98.307
**0 JOHN HANCOCK TRUST COMPANY COLLECTIVE INVESTMENT TRUST	2.116	0	2.116
**0 JOHN HANCOCK MULTI FACTOR DEVELOPED INTERNATIONAL FIF	30.234	0	30.234
**0 SCHWAB INTERNATIONAL EQUITY FIF	871.529	0	871.529
**0 AC CAPITAL TRUST THE INSTITUTIONAL INTERNATIONAL EQUITY PORTFOL	32.893	0	32.893
**0 AC CAPITAL TRUST THE ESG GROWTH PORTFOLIO	1.425	0	1.425
**0 AC CAPITAL TRUST THE CONTROLLED GRI GROWTH PORTFOLIO	344	0	344
**0 ARABUSCH ---C	696	0	696
**0 THE METHODIST HOSPITAL	34.421	0	34.421
**0 CALSER FOUNDATION HOSPITALS	17.383	0	17.383
**0 KASSEL FUNDAMENTAL GROUP TRUST	24.788	0	24.788
**0 VANGUARD DEVELOPED MARKETS INDEX FUND	6.418.981	0	6.418.981
**0 VANGUARD VANGUARD INVESTMENT FUND INTERNATIONAL PORTFOLIO	827.953	0	827.953
**0 TEACHERS' RETIREMENT SYSTEM OF THE STATE OF ILLINOIS	277.620	0	277.620



Pagina 33

DE\* delega alla persona fisica indicata nel numero della scheda magnetica  
 \*\*\*) delega alla persona fisica indicata nel numero della scheda magnetica (votazione effettuata alla postazione associata)  
 RU\* rappresentanza legale alla persona fisica sopra indicata con il numero della scheda magnetica

Azionisti: 1.826 Teste: 0  
 Azionisti in proprio: 0 Azionisti in delega: 1.826

## LISTA ESITO DELLE VOTAZIONI

Oggetto: 5. Sistema incentivante 2022 per i Dipendenti appartenenti al Personale più rilevante

## FAVOREVOLI

Cognome	Proprio	Delega
**0 S&P GLOB ADV TAX EMERGI ACQUISITION FUND	2.439.043	2.439.043
**0 SPAC SCORE TOTAL RETURN VIX FUND	6.209	6.209
**0 VANGUARD EMERGENCY TRUST COMPANY DEVELOPED VANGUARD INDEX TRUST	21.639	21.639
**0 VANGUARD FUND WORLD STOCK INDEX FUND	292.769	292.769
**0 VANGUARD FUND WORLD STOCK INDEX FUND	90.902	90.902
**0 VANGUARD FUND WORLD STOCK INDEX FUND	20.264	20.264
**0 VANGUARD FUND WORLD STOCK INDEX FUND	16.099	16.099
**0 VANGUARD FUND WORLD STOCK INDEX FUND	569.559	569.559
**0 VANGUARD FUND WORLD STOCK INDEX FUND	22.609	22.609
**0 VANGUARD FUND WORLD STOCK INDEX FUND	214.291	214.291
**0 VANGUARD FUND WORLD STOCK INDEX FUND	22.956	22.956
**0 VANGUARD FUND WORLD STOCK INDEX FUND	29.324	29.324
**0 VANGUARD FUND WORLD STOCK INDEX FUND	946.094	946.094
**0 VANGUARD FUND WORLD STOCK INDEX FUND	105.555	105.555
**0 VANGUARD FUND WORLD STOCK INDEX FUND	39.841	39.841
**0 VANGUARD FUND WORLD STOCK INDEX FUND	182.246	182.246
**0 VANGUARD FUND WORLD STOCK INDEX FUND	6.230	6.230
**0 VANGUARD FUND WORLD STOCK INDEX FUND	70.314	70.314
**0 VANGUARD FUND WORLD STOCK INDEX FUND	32.303	32.303
**0 VANGUARD FUND WORLD STOCK INDEX FUND	3.616.000	3.616.000
**0 VANGUARD FUND WORLD STOCK INDEX FUND	10.365	10.365
**0 VANGUARD FUND WORLD STOCK INDEX FUND	59.456	59.456
**0 VANGUARD FUND WORLD STOCK INDEX FUND	7.230	7.230
**0 VANGUARD FUND WORLD STOCK INDEX FUND	6.209	6.209
**0 VANGUARD FUND WORLD STOCK INDEX FUND	46.924	46.924
**0 VANGUARD FUND WORLD STOCK INDEX FUND	15.434	15.434
**0 VANGUARD FUND WORLD STOCK INDEX FUND	3.314	3.314
**0 VANGUARD FUND WORLD STOCK INDEX FUND	3.998.812	3.998.812
**0 VANGUARD FUND WORLD STOCK INDEX FUND	436.471	436.471
**0 VANGUARD FUND WORLD STOCK INDEX FUND	2.070.001	2.070.001
**0 VANGUARD FUND WORLD STOCK INDEX FUND	5.234	5.234
**0 VANGUARD FUND WORLD STOCK INDEX FUND	40.100	40.100
**0 VANGUARD FUND WORLD STOCK INDEX FUND	236.367	236.367
**0 VANGUARD FUND WORLD STOCK INDEX FUND	62.767	62.767
**0 VANGUARD FUND WORLD STOCK INDEX FUND	87.859	87.859
**0 VANGUARD FUND WORLD STOCK INDEX FUND	61.171	61.171
**0 VANGUARD FUND WORLD STOCK INDEX FUND	362	362
**0 VANGUARD FUND WORLD STOCK INDEX FUND	3.766.022	3.766.022
**0 VANGUARD FUND WORLD STOCK INDEX FUND	36.948	36.948
**0 VANGUARD FUND WORLD STOCK INDEX FUND	1.074	1.074
**0 VANGUARD FUND WORLD STOCK INDEX FUND	3.626	3.626
**0 VANGUARD FUND WORLD STOCK INDEX FUND	3.470	3.470
**0 VANGUARD FUND WORLD STOCK INDEX FUND	3.359	3.359
**0 VANGUARD FUND WORLD STOCK INDEX FUND	20.781	20.781
**0 VANGUARD FUND WORLD STOCK INDEX FUND	846	846
**0 VANGUARD FUND WORLD STOCK INDEX FUND	39.217	39.217
**0 VANGUARD FUND WORLD STOCK INDEX FUND	48.193	48.193
**0 VANGUARD FUND WORLD STOCK INDEX FUND	4.973	4.973
**0 VANGUARD FUND WORLD STOCK INDEX FUND	2.560	2.560
**0 VANGUARD FUND WORLD STOCK INDEX FUND	1.464	1.464
**0 VANGUARD FUND WORLD STOCK INDEX FUND	40.279	40.279
**0 VANGUARD FUND WORLD STOCK INDEX FUND	28.595	28.595

Pagina 34

Dati rilevati alla persona fisica sopra indicata con il carattere della sede magica

Dati rilevati alla persona fisica sopra indicata con il numero della scheda magica (votazione effettuata a persona fisica)

Dati rilevati alla persona fisica sopra indicata con il numero della scheda magica

1

1.826

1.826

Testo:

0 Azionisti in delega:

Azionisti:

Azionisti in proprio:

## LISTA USITO DELLE VOTAZIONI

Oggetto: 5. Sistema inculivante 2022 per i Dipendenti appartenenti al Personale più rilevante

## FAVOREVOLI

Cognome	Tot. Voti	Proprio	Delega
**D THIRVEN CORP INTERNATIONAL EQUITY FUND	38.045	0	38.045
**D LUTHEIN INTERNATIONAL INDEX FORTFOLIO	5.996	0	5.996
**D DMS INVESTMENT GRAB FOR GRANTONDS PTC GRO	1.174	0	1.174
**D DMS FUND	5.300	0	5.300
**D THIRVEN INTERNATIONAL ALLOCATION PORTFOLIO	90.908	0	90.908
**D PRINCIPAL ENERGY TRACER FUNDS PRINCIPAL INTERNATIONAL ADAPTIVE MULTI FACTOR FND	864	0	864
**D PES FUND RAFT DYNAMIC MULTI UNICOR INTERNATIONAL EQUITY FND	2.852	0	2.852
**D ALESA GROWTH FUND	24.493	0	24.493
**D DMS INVESTMENT EVER FOR DEARBONDS KIP-UNGLORER	1.166	0	1.166
**D CITY OF NEW YORK GROUP TRUST	250.256	0	250.256
**D COSMOPOLITAN INVESTMENT FUND	5.143	0	5.143
**D FIDELITY INTERNATIONAL HIGH QUALITY INDEX RTF	134.541	0	134.541
**D STATE OF NEW JERSEY COMMON PENSION FUND D	339.398	0	339.398
**D NEW YORK STATE DEFENSE COMPENSATION PLAN	8.153	0	8.153
**D FISHER GLOBAL SMALL CAP EQUITY FUND	39.884	0	39.884
**D CAMP TACT INVESTS TR DID 12 6 51 FDC MTH BARY LONGRATO	32.881	0	32.881
**D RUSSELL INVESTMENTS COMMON CONTRACTUAL FUND	29.847	0	29.847
**D ALEA INTERNATIONAL EQUITY FUND	5.361	0	5.361
**D TRICITY RESOLUTION LIFE INSURANCE COMPANY	1.501.825	0	1.501.825
**D MONROE GROUP GROWTH PENSION MASTERTRUST	154.607	0	154.607
**D COMPASS BALANCED GROWTH PORTFOLIO	91.674	0	91.674
**D COMPASS GROWTH PORTFOLIO	20.301	0	20.301
**D COMFAME MAXIMUM GROWTH PORTFOLIO	23.101	0	23.101
**D RUSSELL INVESTMENT COMPANY PLC	40.362	0	40.362
**D COMPASS CONSERVATIVE PORTFOLIO	177.144	0	177.144
**D COMPASS CONSERVATIVE BALANCED PORTFOLIO	209.324	0	209.324
**D COMPASS BALANCED PORTFOLIO	18.729	0	18.729
**D VECTORE ULTIM COMMON CONTRACTUAL FUND	110.183	0	110.183
**D MONROE QIP COF	343.915	0	343.915
**D MONROE BOARD OF INVESTMENTS	14.073	0	14.073
**D MARYLAND STATE RETIREMENT PENSION SYSTEM	81.588	0	81.588
**D LOCKHEED MARTIN CORPORATION DCTMPO CONTRIBUTION PENS MASTER FND	27.000	0	27.000
**D NEWER TAX EFFECTIVE BALANCED FUND	5.489.735	0	5.489.735
**D NEWER INTERNATIONAL EQUITY POOLED FUND	1.862.939	0	1.862.939
**D MERCELA QIP COF	526.955	0	526.955
**D MERTOP TACTICAL STRATEGIES LTD	2.735	0	2.735
**D KEY FUND INC	323.250	0	323.250
**D MOPIN INTERNATIONAL EQUITY INDEX POOL	27.945	0	27.945
**D THE PRUDENTIAL INSURANCE COMPANY OF AMERICA	21.965	0	21.965
**D MONTBINE INTERNATIONAL POOLED INDEX TRUST	14.030	0	14.030
**D KAPER COLLECTIVE INVESTMENT TRUST	264.904	0	264.904
**D MOPIN INTERNATIONAL EQUITY FUND	51.576	0	51.576
**D MOPIN INTERNATIONAL GROWTH FUND	79.204	0	79.204
**D SPDR VSCI MARK ESSLER FUND RESERVE FUND	10.830	0	10.830
**D SPDR VSCI MARK STRATEGIES FUND	60.258	0	60.258
**D SPDR VSCI MARK STRATEGIES FUND	889	0	889
**D COUNTY OF LOS ANGELES SAVINGS PLAN LIA-LY PLAN	4.053	0	4.053
**D LOS ANGELES COUNTY EMPLOYEES RETIREMENT ASSOCIATION	134.727	0	134.727
**D TINT VAPITALMANAGEMENTSABAT NEW FOR UC EUROLAND EQUITIES	75.850	0	75.850
**D LUTP ASGA INTERNATIONAL INDEX FUND	108.256	0	108.256
**D LUTP DIMENSIONAL INTERNATIONAL CORE EQUITY FUND	10.895	0	10.895



Pagina 35

DE: delega alla persona fisica indicata con il numero della scheda magnetica

\*\*D delega alla persona fisica indicata con il numero della scheda magnetica (votazione effettuata alla postazione usatista)

RI: rappresentanza legale alla persona fisica indicata con il numero della scheda magnetica

1.826 Testi:

0 Azionisti in delega:

Avionisti:

Azionisti in proprio:

**FAVOREVOLI**

[illegible]

## LISTA ESITO DELL'E. VOTAZIONE:

Oggetto: 5. Sistema incentivante 2022 per i Dipendenti appartenenti al Personale più rilevante

FAVOREVOLI

Cognome	Lot. Voti	Proprio	Delega
*** FIDELITY SELECT GLOBAL EQUITY INSTITUTIONAL TRUST	5.275	0	5.275
*** FRANKLIN FTS EUROPE FX D.R. INDEX ETF	5.060	0	5.060
*** FRANKLIN LIBERITYSHARES GAV	282	0	282
*** FRANKLIN TEMPLETON ETF TRUST FRANKLIN FTS EUROPE HEDGED ETF	1.216	0	1.216
*** IANUSSELE INTERNATIONAL EQUITYPORTFOLIO	1.887	0	1.887
*** JAPON VANCE INTERNATIONAL SMALLCAP FUND	38.651	0	38.651
*** FND DE SECURANCE SOCIAL DE MONACO	17.810	0	17.810
*** FRANKLIN TEMPLETON FTS TRUST FRANKLIN FTS EUROPE ETF	10.439	0	10.439
*** FRANKLIN TEMPLETON FTS TRUST FRANKLIN FTS ITALY 30%	6.087	0	6.087
*** L-SELER INVESTMENTS INSTITUTIONAL FUNDS PLC	34.099	0	34.099
*** SCAVETT C INTERNATIONAL EQUITY FUND	24.111	0	24.111
*** THE REGIONS OF THE UNIVERSITY OF CALIFORNIA	436.778	0	436.778
*** KEOCH INVESTMENT FUNDS PUBLIC LIMITED COMPANY	3.724	0	3.724
*** CALVERT INTERNATIONAL RESPONSIBLE INDEX FUND	29.285	0	29.285
*** CALVERT INTERNATIONAL OPPORTUNITIES FUND	169.029	0	169.029
*** CALVERT V.F. EAFE INTERNATIONAL INDEX PORTFOLIO	4.632	0	4.632
*** CALVERT V.F. EAFE INTERNATIONAL INDEX PORTFOLIO	62.412	0	62.412
*** CHIMAGERS (UK) PLASIC LIMITED COMPANY	210.183	0	210.183
*** CREDITOITON QUALIFIED NUCLEAR DECOMMISSIONING LAUSI	10.789	0	10.789
*** CENTRAL PROVIDENT FUND BOARD	1.015	0	1.015
*** SCPMG KROGER PLAN	11.500	0	11.500
*** CUNY UNIVERSITY OF NEW YORK	867	0	867
*** TRUST L.A.S. GLOBAL DYNAMIC ALLOCATION PORTFOLIO	34.008	0	34.008
*** THE CAPTIVE INVESTORS FUND	96.400	0	96.400
*** CARRIAGE INC. RETIREMENT PLAN TRUST	84.000	0	84.000
*** JBS (US) GROUP TRUST	45.206	0	45.206
*** SIEMENS XXI SAGREIE BASICA 80 SA DE C.V.	134.378	0	134.378
*** SIEMENS XXI SAGREIE BASICA 80 SA DE C.V.	69.081	0	69.081
*** SIEMENS XXI SAGREIE BASICA 90 SA DE C.V.	16.030	0	16.030
*** SIEMENS XXI SAGREIE BASICA 90 SA DE C.V.	11.808	0	11.808
*** SIEMENS XXI SAGREIE BASICA 60 SA DE C.V.	110.934	0	110.934
*** SIEMENS XXI SAGREIE BASICA 60 SA DE C.V.	181.332	0	181.332
*** SIEMENS XXI SAGREIE BASICA 70 SA DE C.V.	110.384	0	110.384
*** SIEMENS XXI SAGREIE BASICA 70 SA DE C.V.	15.864	0	15.864
*** THE W&L DIBBY COMPANY RETIREMENT PLAN MASTER TRUST	93.581	0	93.581
*** B&W B&W FUTURE QUANTITY FUND TO USD ETF	162.250	0	162.250
*** B&W B&W FUTURE QUANTITY FUND TO USD ETF	9.322	0	9.322
*** B&W B&W FUTURE QUANTITY FUND TO USD ETF	4.698	0	4.698
*** UNITED TECHNOLOGIES CORPORATION/EMPLOYEE SAVINGS PLAN MASTER TRU	13.196	0	13.196
*** BEAR GREEN INC.	300	0	300
*** AQA GLOBAL DEFENSIVE EQUITY FUND 10	42.330	0	42.330
*** AMERICAN CENTURY ETF TRUST AMERICA'S RESPONSIBLE INTERNATIONAL EQUITY FUND	1.755	0	1.755
*** AMERICAN CENTURY ETF TRUST AMERICA'S RESPONSIBLE INTERNATIONAL EQUITY FUND	10.547	0	10.547
*** AMERICAN CENTURY ETF TRUST AMERICA'S RESPONSIBLE INTERNATIONAL EQUITY FUND	11.474	0	11.474
*** AMERICAN CENTURY ETF TRUST AMERICA'S RESPONSIBLE INTERNATIONAL EQUITY FUND	42.600	0	42.600
*** AMERICAN CENTURY ETF TRUST AMERICA'S RESPONSIBLE INTERNATIONAL EQUITY FUND	99.973	0	99.973
*** AMERICAN CENTURY ETF TRUST AMERICA'S RESPONSIBLE INTERNATIONAL EQUITY FUND	16.381	0	16.381
*** AMERICAN CENTURY ETF TRUST AMERICA'S RESPONSIBLE INTERNATIONAL EQUITY FUND	1.000.368	0	1.000.368
*** AMERICAN CENTURY ETF TRUST AMERICA'S RESPONSIBLE INTERNATIONAL EQUITY FUND	866.074	0	866.074

Azionisti:

1.826

Iscritti:

0

Azionisti in delega:

1.826

DE\* delega alla persona più rilevante con il numero dell'azienda delegataria

DE\* delega alla persona più rilevante con il numero della scheda delegataria (vincente effettuata alla posizione azionista)

RL\* rappresentanza legale alla persona più rilevante con il numero della scheda delegataria



**FAVOREVOLI**

Fund Name	Assets Under Management (\$B)	Assets Under Management (\$M)	Assets Under Management (\$K)
*** FIDELITY INVESTMENT COMPANY	56.111	56,111	56,111
*** FIDELITY INVESTMENT COMPANY	73.059	73,059	73,059
*** FIDELITY INVESTMENT COMPANY	1,176.681	1,176,681	1,176,681
*** FIDELITY INVESTMENT COMPANY	42.655	42,655	42,655
*** FIDELITY INVESTMENT COMPANY	58.543	58,543	58,543
*** FIDELITY INVESTMENT COMPANY	223.708	223,708	223,708
*** FIDELITY INVESTMENT COMPANY	18.788	18,788	18,788
*** FIDELITY INVESTMENT COMPANY	32.806	32,806	32,806
*** FIDELITY INVESTMENT COMPANY	1.569	1,569	1,569
*** FIDELITY INVESTMENT COMPANY	219.052	219,052	219,052
*** FIDELITY INVESTMENT COMPANY	2.907	2,907	2,907
*** FIDELITY INVESTMENT COMPANY	5.976	5,976	5,976
*** FIDELITY INVESTMENT COMPANY	6.124	6,124	6,124
*** FIDELITY INVESTMENT COMPANY	10.615	10,615	10,615
*** FIDELITY INVESTMENT COMPANY	487.708	487,708	487,708
*** FIDELITY INVESTMENT COMPANY	25.117	25,117	25,117
*** FIDELITY INVESTMENT COMPANY	3.594	3,594	3,594
*** FIDELITY INVESTMENT COMPANY	490.969	490,969	490,969
*** FIDELITY INVESTMENT COMPANY	21.722	21,722	21,722
*** FIDELITY INVESTMENT COMPANY	945.434	945,434	945,434
*** FIDELITY INVESTMENT COMPANY	695.837	695,837	695,837
*** FIDELITY INVESTMENT COMPANY	507.508	507,508	507,508
*** FIDELITY INVESTMENT COMPANY	495	495	495
*** FIDELITY INVESTMENT COMPANY	2.445	2,445	2,445
*** FIDELITY INVESTMENT COMPANY	29.100	29,100	29,100
*** FIDELITY INVESTMENT COMPANY	181.805	181,805	181,805
*** FIDELITY INVESTMENT COMPANY	2.032	2,032	2,032
*** FIDELITY INVESTMENT COMPANY	104.807	104,807	104,807
*** FIDELITY INVESTMENT COMPANY	23.064	23,064	23,064
*** FIDELITY INVESTMENT COMPANY	13.339	13,339	13,339
*** FIDELITY INVESTMENT COMPANY	3.813	3,813	3,813
*** FIDELITY INVESTMENT COMPANY	4.345	4,345	4,345
*** FIDELITY INVESTMENT COMPANY	17.884	17,884	17,884
*** FIDELITY INVESTMENT COMPANY	727	727	727
*** FIDELITY INVESTMENT COMPANY	287.176	287,176	287,176
*** FIDELITY INVESTMENT COMPANY	14.826	14,826	14,826
*** FIDELITY INVESTMENT COMPANY	11.925	11,925	11,925
*** FIDELITY INVESTMENT COMPANY	19.879	19,879	19,879
*** FIDELITY INVESTMENT COMPANY	13.542	13,542	13,542
*** FIDELITY INVESTMENT COMPANY	7.760	7,760	7,760
*** FIDELITY INVESTMENT COMPANY	137.427	137,427	137,427
*** FIDELITY INVESTMENT COMPANY	311.567	311,567	311,567
*** FIDELITY INVESTMENT COMPANY	2,159.452	2,159,452	2,159,452
*** FIDELITY INVESTMENT COMPANY	3.523	3,523	3,523
*** FIDELITY INVESTMENT COMPANY	20.740	20,740	20,740
*** FIDELITY INVESTMENT COMPANY	5.579	5,579	5,579
*** FIDELITY INVESTMENT COMPANY	691	691	691
*** FIDELITY INVESTMENT COMPANY	24.513	24,513	24,513
*** FIDELITY INVESTMENT COMPANY	23.458	23,458	23,458
*** FIDELITY INVESTMENT COMPANY	36.140	36,140	36,140
*** FIDELITY INVESTMENT COMPANY	3.707	3,707	3,707

LISTA ESITO DELLE VOTAZIONI

Oggetto: 5. Sistema incentivante 2022 per i Dipendenti appartenenti al Personale più rilevante  
FAVOREVOLI


Cognome	Tot. Voti	Preziosi	Delega
**J GLEC GLOBAL INTERNATIONAL EQUITY INDEX FUND	1.037	0	1.037
**D CIBC INTERNATIONAL EQUITY INDEX FUND	473	0	473
**D FIDUCIE GLOBALE FIA SOCIETE DESAMSEFORT DE MONTREAL	81.629	0	81.629
**D FIDUCIE GLOBALE FIA SOCIETE DESAMSEFORT DE MONTREAL	2.217	0	2.217
**D FIDUCIE GLOBALE FIA SOCIETE DESAMSEFORT DE MONTREAL	191.326	0	191.326
**D FIDUCIE GLOBALE FIA SOCIETE DESAMSEFORT DE MONTREAL	80.433	0	80.433
**J ALBERTA INVESTMENT MANAGEMENT CORPORATION	9.081	0	9.081

Totale voti 464.718.861  
Percentuale votanti % 97,04621  
Percentuale Capitale % 76,168453



Pagina 39  
Dati delega alla persona fisica sopra indicata con il numero della scheda magnetica  
Dati delega alla persona fisica sopra indicata con il numero della scheda magnetica (votazione effluenza alla postazione assistita)  
RLT - rappresentanza legale delle persone fisiche sopra indicate con il numero della scheda magnetica

Azionisti:  
Azionisti in proprio: 1.826  
Azionisti in delega: 0



Copia su supporto informatico conforme al documento originale su supporto cartaceo a sensi dell'art. 22, D. Lgs 7 marzo 2005 n. 82 , in termine utile di registrazione per il Registro Imprese di Milano -Monza- Brianza - Lodi

Firmato Carlo Marchetti

Milano, 25 maggio 2022

Assolto ai sensi del decreto 22 febbraio 2007 mediante M.U.I.



## LISTA ESITO DELLE VOTAZIONI

Oggetto: 6. Sistema incentivante 2022 per i Consulenti Finanziari identificati come "Personale più rilevante" CONTRARI

Cognome	Tot. Voti	Proprio	Delega
1. COMPENSAZIONE SPA RAPP. DESIGNATO IN QUALITÀ DI SINDACATO 130-VOTI (SILVIOVISIO) IN PERSONA DI PIETRA RINFRIO			
**D MC ROSTE	4.601	0	4.601
**D STEINER-FRONS SILBERN-REHLE	95.339	0	95.339
**J SLEBENS DC TRAINING	2.685	0	2.685
**D VILLERS ACTIONS EUROPE SVST AG	87.030	0	87.030
**D WELPP ACTIONS NORD VILL	232.066	0	232.066
**D STEINER DIVERSIFIED GROUP	19.388	0	19.388
**D SILBERN ENT EQUITIES	34.933	0	34.933
**C STEINER ABSOLUTE ACTION	10.494	0	10.494
**C STEINER FUTURE FIRST ACTION	3.599	0	3.599
**D STEINER S-JE SAY LIQUID ASSET FUND	93.601	0	93.601
**D CITY OF LOS ANGELES FIRE AND POLICE PENSION FUND	744.961	0	744.961
**D MESSERSCH. FRS. ON PLAC	382.828	0	382.828
**D SCOT AVENIR PLUS	36.000	0	36.000
**D SCOT ACTIONS BENDISHER EURO	29.500	0	29.500
**D BELANCO BALANCE FUND	4.730.000	0	4.730.000
**D REFINANCE KREMER FUND II	111.400	0	111.400
**D FLORENCE KREMER FUND CAP FUND	4.530.000	0	4.530.000
**D FLORENCE KREMER FUND CAP FUND	11.814	0	11.814

Totale voti 10.592.662  
 Percentuale votanti % 2,227080  
 Percentuale Capitale % 1,736161

Azionisti:

18 Teste: 0  
 Azionisti in proprio: 0  
 Azionisti in delega: 0



1 Ditt. delega alle persone fisiche sopra indicate con il numero della scheda maggiorata (votazione effettuata alla postazione assistita)  
 18 Ditt. delega alle persone fisiche sopra indicate con il numero della scheda maggiorata (votazione effettuata alla postazione assistita)  
 R1.2 rappresentanza legale alla presenza fisica sopra indicata con il numero della scheda maggiorata



LISTA ESITO DELLE VOTAZIONI

Oggetto: 6. Sistema incentivante 2022 per i Consulenti Finanziari identificati come "Personale più rilevante"  
NON VOTANTI

Cognome	Tot. voti	Proprio	Delega
Totale voti	0		
Percentuale votanti %	0,000000		
Percentuale Capitale %	0,000000		



Pagina 3

0 DE\* delega alla persona che sopra indica con il numero della scheda magnetica  
0 \*\*D) delega alla persona fisica sopra indicata con il numero della scheda magnetica (votazione effettuata alla presenza assistita)  
0 R.L. rappresentanza legale alla persona fisica sopra indicata con il numero della scheda magnetica

0 Teste:  
0 Azionisti in delega:

Azionisti:  
Azionisti in proprio:



**FAYOREVOLI**

Codename	Tot. Voti	Proprio	Delega
**D BT INTERNATIONAL SHARES INDEX FUND	47.188	0	47.188
**D BLACKROCK CRI MSCI ASIA EQUITY INDEX FUND	267.94	0	267.94
**D TRIPLEWY INVESTMENT FUND - FIDELITY INDEX EUROPE EX CL FUND	63.467	0	63.467
**D BLACKROCK INSTITUTIONAL TRUST COMPANY, N.A. INVESTMENT FUNDS FOR EMPLOYEE BENEFIT TRUSTS	4,121.229	0	4,121.229
**D BLACKROCK INSTITUTIONAL EQUITY FUNDS P.C.	13.777	0	13.777
**D NORDEA EUROPEAN SHORTER DURATION FUND	61.936	0	61.936
**D INVESTMENT MANAGEMENT NORDEA INVEST - EUROPEAN EQUITY FUND	127.969	0	127.969
**D TRIPLEWY INVESTMENT FUND - FIDELITY INDEX EUROPE EX CL FUND	2,346.977	0	2,346.977
**D CONNECTICUT CENTRAL LIFE INSURANCE COMPANY	11.353	0	11.353
**D ALLIANCE INVESTMENT FUND	46.283	0	46.283
**D T. ROWE PRICE GLOBAL ALLOCATION FUND, INC.	42.702	0	42.702
**D VANGUARD INVESTMENT FUND - FIDELITY INDEX EUROPE EX CL FUND	23.081	0	23.081
**D VANGUARD INTERNATIONAL SHARES SELECT FUND	11.430	0	11.430
**D MULTI-MANAGER INTERNATIONAL EQUITY STRATEGIES FUND	600.810	0	600.810
**D MSCI EQUITY INDEX FUND B - ITALY INDEX	273.256	0	273.256
**D INVESTMENT MANAGEMENT NORDEA INVEST EUROPE ENRIACED KL	2.882	0	2.882
**D VANGUARD INVESTMENT FUND - FIDELITY INDEX EUROPE EX CL FUND	415.030	0	415.030
**D NORDEA EUROPEAN EQUITY FUND	11.148	0	11.148
**D NORDEA EUROPEAN EQUITY FUND	28.465	0	28.465
**D CREST INVESTMENT FUND - FIDELITY INDEX EUROPE EX CL FUND	13.075	0	13.075
**D T. ROWE PRICE GLOBAL ALLOCATION FUND, INC.	3.701	0	3.701
**D VANGUARD INVESTMENT FUND - FIDELITY INDEX EUROPE EX CL FUND	1,582.348	0	1,582.348
**D VANGUARD INTERNATIONAL SHARES SELECT FUND	32.053	0	32.053
**D MSCI ASIA EQUITY INDEX FUND B - ASIA INDEX	36.668	0	36.668
**D MSCI EQUITY INDEX FUND B - ITALY INDEX	2.882	0	2.882
**D INVESTMENT MANAGEMENT NORDEA INVEST EUROPE ENRIACED KL	415.030	0	415.030
**D NORDEA EUROPEAN EQUITY FUND	11.148	0	11.148
**D NORDEA EUROPEAN EQUITY FUND	28.465	0	28.465
**D CREST INVESTMENT FUND - FIDELITY INDEX EUROPE EX CL FUND	13.075	0	13.075
**D T. ROWE PRICE GLOBAL ALLOCATION FUND, INC.	3.701	0	3.701
**D VANGUARD INVESTMENT FUND - FIDELITY INDEX EUROPE EX CL FUND	1,582.348	0	1,582.348
**D VANGUARD INTERNATIONAL SHARES SELECT FUND	32.053	0	32.053
**D MSCI ASIA EQUITY INDEX FUND B - ASIA INDEX	36.668	0	36.668
**D MSCI EQUITY INDEX FUND B - ITALY INDEX	2.882	0	2.882
**D INVESTMENT MANAGEMENT NORDEA INVEST EUROPE ENRIACED KL	415.030	0	415.030
**D NORDEA EUROPEAN EQUITY FUND	11.148	0	11.148
**D NORDEA EUROPEAN EQUITY FUND	28.465	0	28.465
**D CREST INVESTMENT FUND - FIDELITY INDEX EUROPE EX CL FUND	13.075	0	13.075
**D T. ROWE PRICE GLOBAL ALLOCATION FUND, INC.	3.701	0	3.701
**D VANGUARD INVESTMENT FUND - FIDELITY INDEX EUROPE EX CL FUND	1,582.348	0	1,582.348
**D VANGUARD INTERNATIONAL SHARES SELECT FUND	32.053	0	32.053
**D MSCI ASIA EQUITY INDEX FUND B - ASIA INDEX	36.668	0	36.668
**D MSCI EQUITY INDEX FUND B - ITALY INDEX	2.882	0	2.882
**D INVESTMENT MANAGEMENT NORDEA INVEST EUROPE ENRIACED KL	415.030	0	415.030
**D NORDEA EUROPEAN EQUITY FUND	11.148	0	11.148
**D NORDEA EUROPEAN EQUITY FUND	28.465	0	28.465
**D CREST INVESTMENT FUND - FIDELITY INDEX EUROPE EX CL FUND	13.075	0	13.075
**D T. ROWE PRICE GLOBAL ALLOCATION FUND, INC.	3.701	0	3.701
**D VANGUARD INVESTMENT FUND - FIDELITY INDEX EUROPE EX CL FUND	1,582.348	0	1,582.348
**D VANGUARD INTERNATIONAL SHARES SELECT FUND	32.053	0	32.053
**D MSCI ASIA EQUITY INDEX FUND B - ASIA INDEX	36.668	0	36.668
**D MSCI EQUITY INDEX FUND B - ITALY INDEX	2.882	0	2.882
**D INVESTMENT MANAGEMENT NORDEA INVEST EUROPE ENRIACED KL	415.030	0	415.030
**D NORDEA EUROPEAN EQUITY FUND	11.148	0	11.148
**D NORDEA EUROPEAN EQUITY FUND	28.465	0	28.465
**D CREST INVESTMENT FUND - FIDELITY INDEX EUROPE EX CL FUND	13.075	0	13.075
**D T. ROWE PRICE GLOBAL ALLOCATION FUND, INC.	3.701	0	3.701
**D VANGUARD INVESTMENT FUND - FIDELITY INDEX EUROPE EX CL FUND	1,582.348	0	1,582.348
**D VANGUARD INTERNATIONAL SHARES SELECT FUND	32.053	0	32.053
**D MSCI ASIA EQUITY INDEX FUND B - ASIA INDEX	36.668	0	36.668
**D MSCI EQUITY INDEX FUND B - ITALY INDEX	2.882	0	2.882
**D INVESTMENT MANAGEMENT NORDEA INVEST EUROPE ENRIACED KL	415.030	0	415.030
**D NORDEA EUROPEAN EQUITY FUND	11.148	0	11.148
**D NORDEA EUROPEAN EQUITY FUND	28.465	0	28.465
**D CREST INVESTMENT FUND - FIDELITY INDEX EUROPE EX CL FUND	13.075	0	13.075
**D T. ROWE PRICE GLOBAL ALLOCATION FUND, INC.	3.701	0	3.701
**D VANGUARD INVESTMENT FUND - FIDELITY INDEX EUROPE EX CL FUND	1,582.348	0	1,582.348
**D VANGUARD INTERNATIONAL SHARES SELECT FUND	32.053	0	32.053
**D MSCI ASIA EQUITY INDEX FUND B - ASIA INDEX	36.668	0	36.668
**D MSCI EQUITY INDEX FUND B - ITALY INDEX	2.882	0	2.882
**D INVESTMENT MANAGEMENT NORDEA INVEST EUROPE ENRIACED KL	415.030	0	415.030
**D NORDEA EUROPEAN EQUITY FUND	11.148	0	11.148
**D NORDEA EUROPEAN EQUITY FUND	28.465	0	28.465
**D CREST INVESTMENT FUND - FIDELITY INDEX EUROPE EX CL FUND	13.075	0	13.075
**D T. ROWE PRICE GLOBAL ALLOCATION FUND, INC.	3.701	0	3.701
**D VANGUARD INVESTMENT FUND - FIDELITY INDEX EUROPE EX CL FUND	1,582.348	0	1,582.348
**D VANGUARD INTERNATIONAL SHARES SELECT FUND	32.053	0	32.053
**D MSCI ASIA EQUITY INDEX FUND B - ASIA INDEX	36.668	0	36.668
**D MSCI EQUITY INDEX FUND B - ITALY INDEX	2.882	0	2.882
**D INVESTMENT MANAGEMENT NORDEA INVEST EUROPE ENRIACED KL	415.030	0	415.030
**D NORDEA EUROPEAN EQUITY FUND	11.148	0	11.148
**D NORDEA EUROPEAN EQUITY FUND	28.465	0	28.465
**D CREST INVESTMENT FUND - FIDELITY INDEX EUROPE EX CL FUND	13.075	0	13.075
**D T. ROWE PRICE GLOBAL ALLOCATION FUND, INC.	3.701	0	3.701
**D VANGUARD INVESTMENT FUND - FIDELITY INDEX EUROPE EX CL FUND	1,582.348	0	1,582.348
**D VANGUARD INTERNATIONAL SHARES SELECT FUND	32.053	0	32.053
**D MSCI ASIA EQUITY INDEX FUND B - ASIA INDEX	36.668	0	36.668
**D MSCI EQUITY INDEX FUND B - ITALY INDEX	2.882	0	2.882
**D INVESTMENT MANAGEMENT NORDEA INVEST EUROPE ENRIACED KL	415.030	0	415.030
**D NORDEA EUROPEAN EQUITY FUND	11.148	0	11.148
**D NORDEA EUROPEAN EQUITY FUND	28.465	0	28.465
**D CREST INVESTMENT FUND - FIDELITY INDEX EUROPE EX CL FUND	13.075	0	13.075
**D T. ROWE PRICE GLOBAL ALLOCATION FUND, INC.	3.701	0	3.701
**D VANGUARD INVESTMENT FUND - FIDELITY INDEX EUROPE EX CL FUND	1,582.348	0	1,582.348
**D VANGUARD INTERNATIONAL SHARES SELECT FUND	32.053	0	32.053
**D MSCI ASIA EQUITY INDEX FUND B - ASIA INDEX	36.668	0	36.668
**D MSCI EQUITY INDEX FUND B - ITALY INDEX	2.882	0	2.882
**D INVESTMENT MANAGEMENT NORDEA INVEST EUROPE ENRIACED KL	415.030	0	415.030
**D NORDEA EUROPEAN EQUITY FUND	11.148	0	11.148
**D NORDEA EUROPEAN EQUITY FUND	28.465	0	28.465
**D CREST INVESTMENT FUND - FIDELITY INDEX EUROPE EX CL FUND	13.075	0	13.075
**D T. ROWE PRICE GLOBAL ALLOCATION FUND, INC.	3.701	0	3.701
**D VANGUARD INVESTMENT FUND - FIDELITY INDEX EUROPE EX CL FUND	1,582.348	0	1,582.348
**D VANGUARD INTERNATIONAL SHARES SELECT FUND	32.053	0	32.053
**D MSCI ASIA EQUITY INDEX FUND B - ASIA INDEX	36.668	0	36.668
**D MSCI EQUITY INDEX FUND B - ITALY INDEX	2.882	0	2.882
**D INVESTMENT MANAGEMENT NORDEA INVEST EUROPE ENRIACED KL	415.030	0	415.030
**D NORDEA EUROPEAN EQUITY FUND	11.148	0	11.148
**D NORDEA EUROPEAN EQUITY FUND	28.465	0	28.465
**D CREST INVESTMENT FUND - FIDELITY INDEX EUROPE EX CL FUND	13.075	0	13.075
**D T. ROWE PRICE GLOBAL ALLOCATION FUND, INC.	3.701	0	3.701
**D VANGUARD INVESTMENT FUND - FIDELITY INDEX EUROPE EX CL FUND	1,582.348	0	1,582.348
**D VANGUARD INTERNATIONAL SHARES SELECT FUND	32.053	0	32.053
**D MSCI ASIA EQUITY INDEX FUND B - ASIA INDEX	36.668	0	36.668
**D MSCI EQUITY INDEX FUND B - ITALY INDEX	2.882	0	2.882
**D INVESTMENT MANAGEMENT NORDEA INVEST EUROPE ENRIACED KL	415.030	0	415.030
**D NORDEA EUROPEAN EQUITY FUND	11.148	0	11.148
**D NORDEA EUROPEAN EQUITY FUND	28.465	0	28.465
**D CREST INVESTMENT FUND - FIDELITY INDEX EUROPE EX CL FUND	13.075	0	13.075
**D T. ROWE PRICE GLOBAL ALLOCATION FUND, INC.	3.701	0	3.701
**D VANGUARD INVESTMENT FUND - FIDELITY INDEX EUROPE EX CL FUND	1,582.348	0	1,582.348
**D VANGUARD INTERNATIONAL SHARES SELECT FUND	32.053	0	32.053
**D MSCI ASIA EQUITY INDEX FUND B - ASIA INDEX	36.668	0	36.668
**D MSCI EQUITY INDEX FUND B - ITALY INDEX	2.882	0	2.882
**D INVESTMENT MANAGEMENT NORDEA INVEST EUROPE ENRIACED KL	415.030	0	415.030
**D NORDEA EUROPEAN EQUITY FUND	11.148	0	11.148
**D NORDEA EUROPEAN EQUITY FUND	28.465	0	28.465
**D CREST INVESTMENT FUND - FIDELITY INDEX EUROPE EX CL FUND	13.075	0	13.075
**D T. ROWE PRICE GLOBAL ALLOCATION FUND, INC.	3.701	0	3.701
**D VANGUARD INVESTMENT FUND - FIDELITY INDEX EUROPE EX CL FUND	1,582.348	0	1,582.348
**D VANGUARD INTERNATIONAL SHARES SELECT FUND	32.053	0	32.053
**D MSCI ASIA EQUITY INDEX FUND B - ASIA INDEX	36.668	0	36.668
**D MSCI EQUITY INDEX FUND B - ITALY INDEX	2.882	0	2.882
**D INVESTMENT MANAGEMENT NORDEA INVEST EUROPE ENRIACED KL	415.030	0	415.030
**D NORDEA EUROPEAN EQUITY FUND	11.148	0	11.148
**D NORDEA EUROPEAN EQUITY FUND	28.465	0	28.465
**D CREST INVESTMENT FUND - FIDELITY INDEX EUROPE EX CL FUND	13.075	0	13.075
**D T. ROWE PRICE GLOBAL ALLOCATION FUND, INC.	3.701	0	3.701
**D VANGUARD INVESTMENT FUND - FIDELITY INDEX EUROPE EX CL FUND	1,582.348	0	1,582.348
**D VANGUARD INTERNATIONAL SHARES SELECT FUND	32.053	0	32.053
**D MSCI ASIA EQUITY INDEX FUND B - ASIA INDEX	36.668	0	36.668
**D MSCI EQUITY INDEX FUND B - ITALY INDEX	2.882	0	2.882
**D INVESTMENT MANAGEMENT NORDEA INVEST EUROPE ENRIACED KL	415.030	0	415.030
**D NORDEA EUROPEAN EQUITY FUND	11.148	0	11.148
**D NORDEA EUROPEAN EQUITY FUND	28.465	0	28.465
**D CREST INVESTMENT FUND - FIDELITY INDEX EUROPE EX CL FUND	13.075	0	13.075
**D T. ROWE PRICE GLOBAL ALLOCATION FUND, INC.	3.701	0	3.701
**D VANGUARD INVESTMENT FUND - FIDELITY INDEX EUROPE EX CL FUND	1,582.348	0	1,582.348
**D VANGUARD INTERNATIONAL SHARES SELECT FUND	32.053	0	32.053
**D MSCI ASIA EQUITY INDEX FUND B - ASIA INDEX	36.668	0	36.668
**D MSCI EQUITY INDEX FUND B - ITALY INDEX	2.882	0	2.882
**D INVESTMENT MANAGEMENT NORDEA INVEST EUROPE ENRIACED KL	415.030	0	415.030
**D NORDEA EUROPEAN EQUITY FUND	11.148	0	11.148
**D NORDEA EUROPEAN EQUITY FUND	28.465	0	28.465
**D CREST INVESTMENT FUND - FIDELITY INDEX EUROPE EX CL FUND	13.075	0	13.075
**D T. ROWE PRICE GLOBAL ALLOCATION FUND, INC.	3.701	0	3.701
**D VANGUARD INVESTMENT FUND - FIDELITY INDEX EUROPE EX CL FUND	1,582.348	0	1,582.348
**D VANGUARD INTERNATIONAL SHARES SELECT FUND	32.053	0	32.053
**D MSCI ASIA EQUITY INDEX FUND B - ASIA INDEX	36.668	0	36.668
**D MSCI EQUITY INDEX FUND B - ITALY INDEX	2.882	0	2.882
**D INVESTMENT MANAGEMENT NORDEA INVEST EUROPE ENRIACED KL	415.030	0	415.030
**D NORDEA EUROPEAN EQUITY FUND	11.148	0	11.148
**D NORDEA EUROPEAN EQUITY FUND	28.465	0	28.465
**D CREST INVESTMENT FUND - FIDELITY INDEX EUROPE EX CL FUND	13.075	0	13.075
**D T. ROWE PRICE GLOBAL ALLOCATION FUND, INC.	3.701	0	3.701
**D VANGUARD INVESTMENT FUND - FIDELITY INDEX EUROPE EX CL FUND	1,582.348	0	1,582.348
**D VANGUARD INTERNATIONAL SHARES SELECT FUND	32.053	0	32.053
**D MSCI ASIA EQUITY INDEX FUND B - ASIA INDEX	36.668	0	36.668
**D MSCI EQUITY INDEX FUND B - ITALY INDEX	2.882	0	2.882
**D INVESTMENT MANAGEMENT NORDEA INVEST EUROPE ENRIACED KL	415.030	0	415.030
**D NORDEA EUROPEAN EQUITY FUND	11.148	0	11.148
**D NORDEA EUROPEAN EQUITY FUND	28.465	0	28.465
**D CREST INVESTMENT FUND - FIDELITY INDEX EUROPE EX CL FUND	13.075	0	13.075
**D T. ROWE PRICE GLOBAL ALLOCATION FUND, INC.	3.701	0	3.701
**D VANGUARD INVESTMENT FUND - FIDELITY INDEX EUROPE EX CL FUND	1,582.348	0	1,582.348
**D VANGUARD INTERNATIONAL SHARES SELECT FUND	32.053	0	32.053
**D MSCI ASIA EQUITY INDEX FUND B - ASIA INDEX	36.668	0	36.668
**D MSCI EQUITY INDEX FUND B - ITALY INDEX	2.882	0	2.882
**D INVESTMENT MANAGEMENT NORDEA INVEST EUROPE ENRIACED KL	415.030	0	415.030
**D NORDEA EUROPEAN EQUITY FUND	11.148	0	11.148
**D NORDEA EUROPEAN EQUITY FUND	28.465	0	28.465
**D CREST INVESTMENT FUND - FIDELITY INDEX EUROPE EX CL FUND	13.075	0	13.075
**D T. ROWE PRICE GLOBAL ALLOCATION FUND, INC.	3.701	0	3.701
**D VANGUARD INVESTMENT FUND - FIDELITY INDEX EUROPE EX CL FUND	1,582.348	0	1,582.348
**D VANGUARD INTERNATIONAL SHARES SELECT FUND	32.053	0	32.053
**D MSCI ASIA EQUITY INDEX FUND B - ASIA INDEX	36.668	0	36.668
**D MSCI EQUITY INDEX FUND B - ITALY INDEX	2.882	0	2.882
**D INVESTMENT MANAGEMENT NORDEA INVEST EUROPE ENRIACED KL	415.030	0	415.030
**D NORDEA EUROPEAN EQUITY FUND	11.148	0	11.148
**D NORDEA EUROPEAN EQUITY FUND	28.465	0	28.465
**D CREST INVESTMENT FUND - FIDELITY INDEX EUROPE EX CL FUND	13.075	0	13.075
**D T. ROWE PRICE GLOBAL ALLOCATION FUND, INC.	3.701	0	3.701
**D VANGUARD INVESTMENT FUND - FIDELITY INDEX EUROPE EX CL FUND	1,582.348	0	1,582.348
**D VANGUARD INTERNATIONAL SHARES SELECT FUND	32.053	0	32.053
**D MSCI ASIA EQUITY INDEX FUND B - ASIA INDEX	36.668	0	36.668
**D MSCI EQUITY INDEX FUND B - ITALY INDEX	2.882	0	2.882
**D INVESTMENT MANAGEMENT NORDEA INVEST EUROPE ENRIACED KL	415.030	0	415.030
**D NORDEA EUROPEAN EQUITY FUND	11.148	0	11.148
**D NORDEA EUROPEAN EQUITY FUND	28.465	0	28.465
**D CREST INVESTMENT FUND - FIDELITY INDEX EUROPE EX CL FUND	13.075	0	13.075
**D T. ROWE PRICE GLOBAL ALLOCATION FUND, INC.	3.701	0	3.701
**D VANGUARD INVESTMENT FUND - FIDELITY INDEX EUROPE EX CL FUND	1,582.348	0	1,582.348
**D VANGUARD INTERNATIONAL SHARES SELECT FUND	32.053	0	32.053
**D MSCI ASIA EQUITY INDEX FUND B - ASIA INDEX	36.668	0	36.668
**D MSCI EQUITY INDEX FUND B - ITALY INDEX	2.882	0	2.882
**D INVESTMENT MANAGEMENT NORDEA INVEST EUROPE ENRIACED KL	415.030	0	415.030
**D NORDEA EUROPEAN EQUITY FUND	11.148	0	11.148
**D NORDEA EUROPEAN EQUITY FUND	28.465	0	28.465
**D CREST INVESTMENT FUND - FIDELITY INDEX EUROPE EX CL FUND	13.075	0	13.075
**D T. ROWE PRICE GLOBAL ALLOCATION FUND, INC.	3.701	0	3.701
**D VANGUARD INVESTMENT FUND - FIDELITY INDEX EUROPE EX CL FUND	1,582.348	0	1,582.348
**D VANGUARD INTERNATIONAL SHARES SELECT FUND	32.053	0	32.053
**D MSCI ASIA EQUITY INDEX FUND B - ASIA INDEX	36.668	0	36.668
**D MSCI EQUITY INDEX FUND B - ITALY INDEX	2.882	0	2.882
**D INVESTMENT MANAGEMENT NORDEA INVEST EUROPE ENRIACED KL	415.030	0	415.030
**D NORDEA EUROPEAN EQUITY FUND	11.148	0	11.148
**D NORDEA EUROPEAN EQUITY FUND	28.465	0	28.465
**D CREST INVESTMENT FUND - FIDELITY INDEX EUROPE EX CL FUND	13.075	0	13.075
**D T. ROWE PRICE GLOBAL ALLOCATION FUND, INC.	3.701	0	3.701
**D VANGUARD INVESTMENT FUND - FIDELITY INDEX EUROPE EX CL FUND	1,582.348	0	1,582.348
**D VANGUARD INTERNATIONAL SHARES SELECT FUND	32.053	0	32.053
**D MSCI ASIA EQUITY INDEX FUND B - ASIA INDEX	36.668	0	36.668
**D MSCI EQUITY INDEX FUND B - ITALY INDEX	2.882	0	2.882
**D INVESTMENT MANAGEMENT NORDEA INVEST EUROPE ENRIACED KL	415.030	0	415.030
**D NORDEA EUROPEAN EQUITY FUND	11.148	0	11.148
**D NORDEA EUROPEAN EQUITY FUND	28.465	0	28.465
**D CREST INVESTMENT FUND - FIDELITY INDEX EUROPE EX CL FUND	13.075	0	13.075
**D T. ROWE PRICE GLOBAL ALLOCATION FUND, INC.	3.701	0	3.701
**D VANGUARD INVESTMENT FUND - FIDELITY INDEX EUROPE EX CL FUND	1,582.348	0	1,582.348
**D VANGUARD INTERNATIONAL SHARES SELECT FUND	32.053	0	32.053
**D MSCI ASIA EQUITY INDEX FUND B - ASIA INDEX	36.668	0	36.668
**D MSCI EQUITY INDEX FUND B - ITALY INDEX	2.882	0	2.882
**D INVESTMENT MANAGEMENT NORDEA INVEST EUROPE ENRIACED KL	415.030	0	415.030
**D NORDEA EUROPEAN EQUITY FUND	11.148	0	11.148
**D NORDEA EUROPEAN EQUITY FUND	28.465	0	28.465
**D CREST INVESTMENT FUND - FIDELITY INDEX EUROPE EX CL FUND	13.075	0	13.075
**D T. ROWE PRICE GLOBAL ALLOCATION FUND, INC.	3.701	0	3.701
**D VANGUARD INVESTMENT FUND - FIDELITY INDEX EUROPE EX CL FUND	1,582.348	0	1,582.348
**D VANGUARD INTERNATIONAL SHARES SELECT FUND			

Azionisti:	1.827	Teste:	1	Pagina 5	DUE delega alla persona fisica sopra indicata con il numero della scheda ingessata
Azionisti in proprio:	0	Azionisti in delega:	1.827		<p>***D delega alla persona fisica sopra indicata con il numero della scheda ingessata</p> <p>RL* rappresentanza legale alla persona fisica sopra indicata con il numero della scheda ingessata</p>

## LISTA ESTRO DELLE VOTAZIONI

Oggetto: 6. Sistema faccendante 2022 per i Consulenti Finanziari identificati come "Personale più rilevante FAVOREVOLE"

[illegible]

## LISTA ESITO DELLE VOTAZIONI

Oggetto: 6. Sistema incentivante 2022 per i Consulenti Finanziari identificati come "Personale più rilevante" FAVOREVOLI

Cognome	Delega	Proprio	Tot. Voti
**D TURKISH DEVELOPED MARKETS EQUITIES (OVERSEAS INVESTOR - LEDGED) FUND	89.067	0	89.067
**D U. S. OPEN PRICE DISCOVERY FUND	3.714.075	0	3.714.075
**D FLEXSHARES DEVELOPED MARKETS EQ US QUALITY LOW VOLATILITY INDEX FUND	30.888	0	30.888
**D STONE ISLAND RETIREMENT BENEFIT FUND	848	0	848
**D AVAL INTERNATIONAL INDEX FUND	71.528	0	71.528
**D EQUITAS FUND	3.752	0	3.752
**D FLEXSHARES EUROPEAN STOCK FUND	863.389	0	863.389
**D FLEXSHARES EUROPEAN STOCK FUND	31.836	0	31.836
**D FLEXSHARES EUROPEAN STOCK FUND	18.024	0	18.024
**D FLEXSHARES EUROPEAN STOCK FUND	288.250	0	288.250
**D FLEXSHARES EUROPEAN STOCK FUND	9.039	0	9.039
**D FLEXSHARES EUROPEAN STOCK FUND	660.389	0	660.389
**D FLEXSHARES EUROPEAN STOCK FUND	105.000	0	105.000
**D FLEXSHARES EUROPEAN STOCK FUND	13.282	0	13.282
**D FLEXSHARES EUROPEAN STOCK FUND	19.988	0	19.988
**D FLEXSHARES EUROPEAN STOCK FUND	127	0	127
**D FLEXSHARES EUROPEAN STOCK FUND	3.645	0	3.645
**D FLEXSHARES EUROPEAN STOCK FUND	23.534	0	23.534
**D FLEXSHARES EUROPEAN STOCK FUND	104.781	0	104.781
**D FLEXSHARES EUROPEAN STOCK FUND	35.788	0	35.788
**D FLEXSHARES EUROPEAN STOCK FUND	23.500	0	23.500
**D FLEXSHARES EUROPEAN STOCK FUND	2.466	0	2.466
**D FLEXSHARES EUROPEAN STOCK FUND	63.243	0	63.243
**D FLEXSHARES EUROPEAN STOCK FUND	6.316	0	6.316
**D FLEXSHARES EUROPEAN STOCK FUND	6.776	0	6.776
**D FLEXSHARES EUROPEAN STOCK FUND	92.108	0	92.108
**D FLEXSHARES EUROPEAN STOCK FUND	92.702	0	92.702
**D FLEXSHARES EUROPEAN STOCK FUND	4.551	0	4.551
**D FLEXSHARES EUROPEAN STOCK FUND	20.374	0	20.374
**D FLEXSHARES EUROPEAN STOCK FUND	6.446	0	6.446
**D FLEXSHARES EUROPEAN STOCK FUND	129.947	0	129.947
**D FLEXSHARES EUROPEAN STOCK FUND	103.248	0	103.248
**D FLEXSHARES EUROPEAN STOCK FUND	99.540	0	99.540
**D FLEXSHARES EUROPEAN STOCK FUND	7.856.876	0	7.856.876
**D FLEXSHARES EUROPEAN STOCK FUND	3.190.220	0	3.190.220
**D FLEXSHARES EUROPEAN STOCK FUND	405	0	405
**D FLEXSHARES EUROPEAN STOCK FUND	47.686	0	47.686
**D FLEXSHARES EUROPEAN STOCK FUND	650.803	0	650.803
**D FLEXSHARES EUROPEAN STOCK FUND	25.046	0	25.046
**D FLEXSHARES EUROPEAN STOCK FUND	3.696	0	3.696
**D FLEXSHARES EUROPEAN STOCK FUND	2.367	0	2.367
**D FLEXSHARES EUROPEAN STOCK FUND	3.529	0	3.529
**D FLEXSHARES EUROPEAN STOCK FUND	1.107	0	1.107
**D FLEXSHARES EUROPEAN STOCK FUND	152.273	0	152.273
**D FLEXSHARES EUROPEAN STOCK FUND	26.590	0	26.590
**D FLEXSHARES EUROPEAN STOCK FUND	2.188	0	2.188
**D FLEXSHARES EUROPEAN STOCK FUND	181.939	0	181.939
**D FLEXSHARES EUROPEAN STOCK FUND	1.470	0	1.470
**D FLEXSHARES EUROPEAN STOCK FUND	76.000	0	76.000
**D FLEXSHARES EUROPEAN STOCK FUND	288.253	0	288.253
**D FLEXSHARES EUROPEAN STOCK FUND	134	0	134
**D FLEXSHARES EUROPEAN STOCK FUND	1.496	0	1.496



Pagina 7

DP\* delega alla persona fisica sopra indicata con il numero della scheda magnetica  
 \*\*D delega alla persona fisica sopra indicata con il numero della scheda magnetica (votazione effettuata alla presenza assistita)  
 RZ\* rappresentanza legale alla persona fisica sopra indicata con il numero della scheda magnetica

Azionisti: 1.827 Totale: 1.827  
 Azionisti in proprio: 0 Azionisti in delega: 1.827

## Assemblea Ordinaria del 28 aprile 2022

## LISTA ESITO DELLE VOTAZIONI

Oggetto: 5. Sistema Incentivante 2022 per i Consulenti Finanziari identificati come "Personale più rilevante FAVOREVOLI"

Página 8

DE<sup>x</sup> delega alla persona fisica sopra indicata con il trancare della scatola marcata con la lettera D.

...Dopo la guerra, l'industria italiana si è sviluppata in modo esponenziale, con il numero delle aziende manifatturiere (produzione effettiva) che ha superato le previsioni.

Azionisti: 1.827  
 Tesi: 1.827

( ) Azionisti in delega:

Standard for membership

Standard for membership

# LISTA ESITO DELLE VOIAZIONE

Oggetto: 6. Sistema incentivante 2022 per i Consulenti Finanziari identificati come 'Personale più rilevante' FAVOREVOLI

Codice	Tot. Voti	Proprio	Delega
**D EUROPE EQUITY INCOME FSG SCREENED FUND BIFLEXIONS	16.221	0	16.221
**D AXA VALUERS EURO	606.000	0	606.000
**D ACT 31 ACTIONS EUROPE	644.331	0	644.331
**D SEPAK INC ACTIONS ISR	72.666	0	72.666
**D AXA CAPITALISATION EQUITY	221.040	0	221.040
**D EUROPE 25 RESERVE FUND LOS RETIREES	142.827	0	142.827
**D CARDIF ENR IP SMID CAP EUROPE	142.174	0	142.174
**D CMT ASSUR SMID CAP EUROPE	78.439	0	78.439
**D ECP LAMM RETAILLE DIVERSITE 2	36.704	0	36.704
**D MULTIMEDIA ACTIONS EUROPE BAS CARBONE	81.774	0	81.774
**D CARDIF ENR IP SMID CAP EUROPE	391.267	0	391.267
**D SYCOMORE ATTRITION MIDCAP	155.180	0	155.180
**D BNP PARIBAS FUND - EURO DEFENSIVE EQUITY	120.599	0	120.599
**D CALISE 75 DEFENSE ET CONSTRUCTIONS	50.185	0	50.185
**D ALLIANCE 5 AKZEN	19.100	0	19.100
**D ERMES INVESTISSEMENT CAPITALISATION VOTING	147.468	0	147.468
**D MTR	118.110	0	118.110
**D ECP INTERNATIONAL QUALITY ETF	24.178	0	24.178
**D UNIVERSAL-INVESTING-SOCIALISAT BME ON BEHALF OF PEOPLE MASTERFUND	9.082	0	9.082
**D SYCOMORE FUND SICAV - SYCOMORE EUROPE HAPPY 3 WORK	449.000	0	449.000
**D INVESTPORT FUND APTAR	71.500	0	71.500
**D GENERALI ITALIA SPA	150.679	0	150.679
**D STOUTING ANGLO DELTAIZE FUNDING	33.154	0	33.154
**D FCP SARTON	50.665	0	50.665
**D BNP PARIBAS EASY - EASY EUROPE SMALL CAPS SRI 3-SERIES 5 CAPRO	350.000	0	350.000
**D AXA ROENBERG EUROLOC	67.684	0	67.684
**D GENERALI INVESTMENT SICAV - SRI AGING POPULATION	889.364	0	889.364
**D ABROGON STANBARD SICAV I - DIVERSIFIED INCOME FUND	63	0	63
**D BNP PARIBAS EQUITY - EQUITY ITALIA	67.452	0	67.452
**D AXA OPTIMAL INCOME	1.883.528	0	1.883.528
**D MULTIR ACTIORS FUND BAS CARBONE	22.635	0	22.635
**D GENERALI EURO ACTIONS	39.506	0	39.506
**D CARTELO PORTFOLIO GRANDE EUROPE	938.638	0	938.638
**D LABEL EUROPE ACTIONS	276.991	0	276.991
**D SYCOMORE BELLEVUE RESPONSABLE	729.990	0	729.990
**D BNP PARIBAS EASY - EASY EUROPE EX C4	49.916	0	49.916
**D ALLENZA OBLIGAZIONARIO	99.74	0	99.74
**D BNP PARIBAS ACTIONS EASY ISR	340.344	0	340.344
**D GENERALI INVESTMENT SICAV EURO FUTURE LEADER	140.000	0	140.000
**D BNP PARIBAS ACTIONS EASY EIT ISR	347.014	0	347.014
**D RESTRICTED - USE SRI GLOBAL EQUITY	6.943	0	6.943
**D BNP PARIBAS FINANCE EUROPE ISR	133.284	0	133.284
**D BNP PARIBAS ACTIONS ENTREPRENEURS	23.492	0	23.492
**D TOTAL GESTION FUND 3 PATRIMONIAL	46.511	0	46.511
**D GENERALI INVESTMENT SICAV - SRI EUROPEAN EQUITY	1.786	0	1.786
**D BNP INTERNATIONAL FUND	177.253	0	177.253
**D AXA Avenir ENTREPRENEURS	213.444	0	213.444
**D BNP PARIBAS ANALISAP KUBOLMO .SR	5.966	0	5.966
**D AXA AXA DIVERSIFIED INCOME 1	50.898	0	50.898
**D FRANK INVESTISSEMENT ACTIONS OPTIMISE	531.166	0	531.166
	89.063	0	89.063
	92.750	0	92.750



Pagina 9

Il delegato alla persona fisica sopra indicata con il numero della scheda magnetica (vocezione elettronica alla presidenza assemblea)  
 Il delegato alla persona fisica sopra indicata con il numero della scheda magnetica (vocezione elettronica alla presidenza assemblea)  
 Il delegato alla persona fisica sopra indicata con il numero della scheda magnetica (vocezione elettronica alla presidenza assemblea)

Azionisti: 1.827  
 Azionisti in proprio: 0  
 Azionisti in delega: 1.827

## LISTA ESITO DELLE VOTAZIONI

Oggetto: 6. Sistema incentivante 2022 per i Consulenti Finanziari identificati come "Personale più rilevante" FAVOREVOLI

Cognome	Tot. Voti	Proprio	Delega
**D AZIMUT CAPITAL MANAGEMENT SGR S.p.A.	70.000	0	70.000
**D JAVIS FRERSON INSTITUTIONAL ASSETMAN EMERG OPPORTUNITIES FUND	4.045	0	4.045
**D INTERNATIONAL-INVESTMENT-SUBSIDIARIES NER ON BEHALF OF BAYKOR AD-FUNDUS	69.055	0	69.055
**D EAP DARTLEIGH FUND - EURO MID CAP	56.990	0	56.990
**D ADAMS NA SOCIAL JUSTICE RTG CAP GLOBAL FND	9.702	0	9.702
**D ABANETIL ELIMINACION SG, YI	1.373	0	1.373
**D COMP EUROPE	42.174	0	42.174
**D INVESTIRABEILL SG, EE	9.723	0	9.723
**D FPA FORTIFY FEA ASSICURAZIONI	130.000	0	130.000
**D FONDOLINK FP	748	0	748
**D HENDERSON GASTONIA FUND FAN EUROPEAN SMATTER COMPANIES FUND	57.772	0	57.772
**D ALBA ACTIONS ENTREPRISES	46.373	0	46.373
**D INVESTIRABEILL ELIMINATIF	45.000	0	45.000
**D ZEPHYR - OPTIMISED FUND 1	3.320	0	3.320
**D 300 WEEKLY DIVIDEND ETF	164	0	164
**D HENDERSON JORTON FAN EUROPEAN SMALLER COMPANIES FUND	210.788	0	210.788
**D ANSELECT - SYNDICATE MID EQUITY GROWTH	136.036	0	136.036
**D C.A.-FUND-3 - LONG EQUITIES	133.336	0	133.336
**D ALLIANCE FUND ARE	21.584	0	21.584
**D INVESTIRABEILL SG, EE	6.800	0	6.800
**D ANSELECT - SYNDICATE MID EQUITY GROWTH	230.838	0	230.838
**D 300 WEEKLY DIVIDEND ETF	69.118	0	69.118
**D ANSELECT - SYNDICATE MID EQUITY GROWTH	1.803	0	1.803
**D 300 WEEKLY DIVIDEND ETF	4.338	0	4.338
**D ANSELECT - SYNDICATE MID EQUITY GROWTH	16.043	0	16.043
**D 300 WEEKLY DIVIDEND ETF	53.253	0	53.253
**D ANSELECT - SYNDICATE MID EQUITY GROWTH	68.575	0	68.575
**D 300 WEEKLY DIVIDEND ETF	102.979	0	102.979
**D ANSELECT - SYNDICATE MID EQUITY GROWTH	2.043	0	2.043
**D 300 WEEKLY DIVIDEND ETF	13.017	0	13.017
**D ANSELECT - SYNDICATE MID EQUITY GROWTH	320.622	0	320.622
**D 300 WEEKLY DIVIDEND ETF	1.182	0	1.182
**D ANSELECT - SYNDICATE MID EQUITY GROWTH	159.719	0	159.719
**D 300 WEEKLY DIVIDEND ETF	46.444	0	46.444
**D ANSELECT - SYNDICATE MID EQUITY GROWTH	266.603	0	266.603
**D 300 WEEKLY DIVIDEND ETF	31.010	0	31.010
**D ANSELECT - SYNDICATE MID EQUITY GROWTH	460.346	0	460.346
**D 300 WEEKLY DIVIDEND ETF	502.869	0	502.869
**D ANSELECT - SYNDICATE MID EQUITY GROWTH	31.582	0	31.582
**D 300 WEEKLY DIVIDEND ETF	69.118	0	69.118
**D ANSELECT - SYNDICATE MID EQUITY GROWTH	97.326	0	97.326
**D 300 WEEKLY DIVIDEND ETF	115	0	115
**D ANSELECT - SYNDICATE MID EQUITY GROWTH	112.809	0	112.809
**D 300 WEEKLY DIVIDEND ETF	270.267	0	270.267
**D ANSELECT - SYNDICATE MID EQUITY GROWTH	21.253	0	21.253
**D 300 WEEKLY DIVIDEND ETF	10.139	0	10.139
**D ANSELECT - SYNDICATE MID EQUITY GROWTH	83.370	0	83.370
**D 300 WEEKLY DIVIDEND ETF	1	0	1
**D ANSELECT - SYNDICATE MID EQUITY GROWTH	87.990	0	87.990
**D 300 WEEKLY DIVIDEND ETF	243.976	0	243.976
**D ANSELECT - SYNDICATE MID EQUITY GROWTH	38.226	0	38.226
**D 300 WEEKLY DIVIDEND ETF	6.605	0	6.605

Pagina 10

DE\* indica la persona fisica sopra indicata con il numero della scheda nominale  
 \*\*D\* indica la persona fisica sopra indicata con il numero della scheda nominale (variazione di risultato a posteriori)  
 R\* rappresenta la delega alle persone fisiche sopra indicate con il numero della scheda nominale

Azionisti: 1.827 Tesoro: 0 Azionisti in delega: 1.827

## LISTA ESITO DELLE VOIAZIONI

Oggetto: 6. Sistema incentivante 2022 per i Consulenti Finanziari identificati come "Personale più rilevante"  
FAVOREVOLI

Codice	Tot. Voti	Proprio	Delega
**D ALLIANCE CAPITAL - C SUPERANNUATION AND ROLLOVER FUND	5.382	0	5.082
**D SAMUEL PANTIFICATION 25, FI	4.178	0	4.178
**D BNP PARIBAS FUNDS - SUSTAINABLE EURO TON VOL EQUITY	110.262	0	110.262
**D BNP WHOLESALE INTERNATIONAL EQUITIES (INDEX) FUND	13.895	0	13.895
**D ALLIANCE FUND - FIVE SECTOR FUND - GHI-6-MN	31.074	0	31.074
**D CREDIT SWISS PORTFOLIO - EUROPEAN EQUITY FUND	25.107	0	25.107
**D CREDIT SWISS PORTFOLIO - EUROPEAN EQUITY FUND	18.408	0	18.408
**D CREDIT SWISS PORTFOLIO - EUROPEAN EQUITY FUND	486.089	0	486.089
**D JAMES HENNESSY - EUROPEAN EQUITY FUND	59.387	0	59.387
**D SAMUEL EQUITY FUND, FI	48.018	0	48.018
**D EVERETT SMART FUND	39.049	0	39.049
**D EVERETT SMART FUND	769	0	769
**D ALLIANCE FUND - FIVE SECTOR FUND - GHI-6-MN	31.074	0	31.074
**D BNP PARIBAS FUND - SUSTAINABLE EURO TON VOL EQUITY	539.412	0	539.412
**D BNP WHOLESALE INTERNATIONAL EQUITIES (INDEX) FUND	15.226	0	15.226
**D ALLIANCE FUND - FIVE SECTOR FUND - GHI-6-MN	24.739	0	24.739
**D CREDIT SWISS PORTFOLIO - EUROPEAN EQUITY FUND	16.173	0	16.173
**D CREDIT SWISS PORTFOLIO - EUROPEAN EQUITY FUND	18.800	0	18.800
**D CREDIT SWISS PORTFOLIO - EUROPEAN EQUITY FUND	61.161	0	61.161
**D ALLIANCE FUND - FIVE SECTOR FUND - GHI-6-MN	4.475	0	4.475
**D BNP PARIBAS FUNDS - SUSTAINABLE EURO TON VOL EQUITY	33.695	0	33.695
**D BNP WHOLESALE INTERNATIONAL EQUITIES (INDEX) FUND	133.723	0	133.723
**D ALLIANCE FUND - FIVE SECTOR FUND - GHI-6-MN	31.074	0	31.074
**D CREDIT SWISS PORTFOLIO - EUROPEAN EQUITY FUND	32.157	0	32.157
**D CREDIT SWISS PORTFOLIO - EUROPEAN EQUITY FUND	141.429	0	141.429
**D CREDIT SWISS PORTFOLIO - EUROPEAN EQUITY FUND	31.067	0	31.067
**D CREDIT SWISS PORTFOLIO - EUROPEAN EQUITY FUND	75.717	0	75.717
**D CREDIT SWISS PORTFOLIO - EUROPEAN EQUITY FUND	252.318	0	252.318
**D CREDIT SWISS PORTFOLIO - EUROPEAN EQUITY FUND	204.661	0	204.661
**D CREDIT SWISS PORTFOLIO - EUROPEAN EQUITY FUND	126	0	126
**D CREDIT SWISS PORTFOLIO - EUROPEAN EQUITY FUND	664	0	664
**D CREDIT SWISS PORTFOLIO - EUROPEAN EQUITY FUND	193	0	193
**D CREDIT SWISS PORTFOLIO - EUROPEAN EQUITY FUND	331	0	331
**D CREDIT SWISS PORTFOLIO - EUROPEAN EQUITY FUND	434	0	434
**D CREDIT SWISS PORTFOLIO - EUROPEAN EQUITY FUND	191	0	191
**D CREDIT SWISS PORTFOLIO - EUROPEAN EQUITY FUND	102.617	0	102.617
**D CREDIT SWISS PORTFOLIO - EUROPEAN EQUITY FUND	16.841	0	16.841
**D CREDIT SWISS PORTFOLIO - EUROPEAN EQUITY FUND	8.226	0	8.226
**D CREDIT SWISS PORTFOLIO - EUROPEAN EQUITY FUND	14.821	0	14.821
**D CREDIT SWISS PORTFOLIO - EUROPEAN EQUITY FUND	3.821	0	3.821
**D CREDIT SWISS PORTFOLIO - EUROPEAN EQUITY FUND	419.909	0	419.909
**D CREDIT SWISS PORTFOLIO - EUROPEAN EQUITY FUND	170.192	0	170.192
**D CREDIT SWISS PORTFOLIO - EUROPEAN EQUITY FUND	52.566	0	52.566
**D CREDIT SWISS PORTFOLIO - EUROPEAN EQUITY FUND	2.175	0	2.175
**D CREDIT SWISS PORTFOLIO - EUROPEAN EQUITY FUND	883	0	883
**D CREDIT SWISS PORTFOLIO - EUROPEAN EQUITY FUND	6.743	0	6.743
**D CREDIT SWISS PORTFOLIO - EUROPEAN EQUITY FUND	5.582	0	5.582
**D CREDIT SWISS PORTFOLIO - EUROPEAN EQUITY FUND	799	0	799
**D CREDIT SWISS PORTFOLIO - EUROPEAN EQUITY FUND	2.800	0	2.800
**D CREDIT SWISS PORTFOLIO - EUROPEAN EQUITY FUND	92	0	92
**D CREDIT SWISS PORTFOLIO - EUROPEAN EQUITY FUND	11.480	0	11.480
**D CREDIT SWISS PORTFOLIO - EUROPEAN EQUITY FUND	406.742	0	406.742



Pagina 11

DE\* delega alla persona fisica che indica con il numero della scheda magnetica  
 \*\*D delega alla persona fisica che indica con il numero della scheda magnetica la votazione effettuata alla postazione assistita)  
 R\* rappresenta la legge alla persona fisica sopra indicata con il numero della scheda magnetica

Azionisti: 1.827 Teste: 0  
 Azionisti in proprio: 0 Azionisti in delega:

## LISTA ESITO DELLE VOTAZIONI

Oggetto: 6. Sistema incentivante 2022 per i Consulenti Finanziari identificati come "Personale più rilevante"

## FAVOREVOLI

Comione	Tot. Vol.	Proprio	Delega
**5 HESC GLOBAL FUNDS LOAV	402.951	0	402.951
**6 REASSURE LIMITED	309.171	0	309.171
**7 ISEC EQFS PLC	137.771	0	137.771
**8 PROSIX UNIT TRUST MANAGERS LIMITED	4.812.618	0	4.812.618
**9 SAC EMU INVESTMENT FUNDS 2 FCP - HES EMU EUROPE EX UK INDEX FUND	101.969	0	101.969
**10 ISEC EMU TRUST INVESTMENT FUNDS 10VC	23.231	0	23.231
**11 PARTINE AND FORT ADVISORY OF SINGAPORE	708	0	708
**12 HESC MANAGER GROWTH FUND	2.034	0	2.034
**13 ISEC EUROPEAN INDEX FUND	286.887	0	286.887
**14 AIA GLOBAL MULTI-LACOR EQUITY FUND	7.732	0	7.732
**15 THE MARSH AND SPENCER METHOD OF MANAGERS FUND	113.886	0	113.886
**16 HESC LIFE (INTERNATIONAL) LIMITED	8.669	0	8.669
**17 HANG SENG INSURANCE COMPANY LIMITED	6.560	0	6.560
**18 BELLAGIA	115.700	0	115.700
**19 AVIVA INVESTORS PASSIVE FUNDS ACS - AN DEVELOPED WORLD EX UK EQUITY INDEX FUND	23.319	0	23.319
**20 AXA INVESTMENT MANAGERS OR LIMITED	71.452	0	71.452
**21 AVIVA LIFE & PENSIONS UK LIMITED	718.755	0	718.755
**22 AVIVA INVESTORS PASSIVE FUNDS ACS - AN 60:40 GLOBAL EQUITY INDEX FUND	48.873	0	48.873
**23 AVIVA INVESTORS PASSIVE FUNDS ACS - AN 60:40 GLOBAL EQUITY INDEX FUND	13.877	0	13.877
**24 AVIVA INVESTORS PASSIVE FUNDS ACS - AN CONTINENTAL EUROPEAN EQUITY INDEX FUND	120.060	0	120.060
**25 AVIVA INVESTORS PASSIVE FUNDS ACS - AC 30:70 GLOBAL EQUITY INDEX TRACKING FUND	5.754	0	5.754
**26 ISEC POOLED INVESTMENT FUND - HESC POOLED EUROPE EQUITY INDEX TRACKING FUND	9.743	0	9.743
**27 PROXIMAL VENTURES LIMITED	8.669	0	8.669
**28 HESC GLOBAL INVESTMENT FUNDS	518.993	0	518.993
**29 HESC LIFE PLC HESC NEXT FUTURE CLIMATE PARIS ALIGNED COLLS LTD	1.132	0	1.132
**30 BEST INVESTMENT CORPORATION	5.865	0	5.865
**31 HESC POOLED INVESTMENT FUND HESC POOLED EUROPEAN EQUITY FUND	123.244	0	123.244
**32 HESC VANGUARD PATENTED FUND	1.277	0	1.277
**33 CIVIL SERVICE EMPLOYEES FUNDING FUND	5.512	0	5.512
**34 PRUSI & CUSTODY SERVICES BANK LTD AS TRUSTEE FOR PRUSION INVESTMENT FUND TRUST NUMBER 3	34.303	0	34.303
**35 ROYAL LONDON EQUITY FUNDS LOVC	79.823	0	79.823
**36 COLAR CAPITAL GLOBAL FINANCIALS TRUST PLC	336.796	0	336.796
**37 THE EUROPEAN GROWTH TRUST PLC	335.581	0	335.581
**38 TRUST & CUSTODY SERVICES BANK LTD AS TRUSTEE FOR PRUSION INVESTMENT FUND TRUST NUMBER 21	5.123	0	5.123
**39 INTERNATIONAL CAPITAL MANAGEMENT TRUST VSM	542.979	0	542.979
**40 TRUST & CUSTODY SERVICES BANK LTD AS TRUSTEE FOR PRUSION INVESTMENT FUND TRUST NUMBER 10	17.293	0	17.293
**41 TRUST & CUSTODY SERVICES BANK LTD AS TRUSTEE FOR PRUSION INVESTMENT FUND TRUST NUMBER 8	2.024	0	2.024
**42 INTERNATIONAL CAPITAL MANAGEMENT TRUST VSM (THKA)	17.038	0	17.038
**43 ALLIANCE COL SERVICES BOUTELLE	36.880	0	36.880
**44 PRUSI & CUSTODY SERVICES BANK LTD AS TRUSTEE FOR PRUSION INVESTMENT FUND TRUST NUMBER 4	7.322	0	7.322
**45 INTERNATIONAL CAPITAL MANAGEMENT TRUST VSM	569.398	0	569.398
**46 ALLIANCE GLOBAL INVESTORS (GRPA)	100.011	0	100.011
**47 ALLIANCE VOL 1 FUNDS AGI AQUILLAS	60.590	0	60.590
**48 ALLIANCE SV-SVS AGI SYBEO INVESTING EUROPEAN	177.904	0	177.904
**49 CAPITA TRINITY GROUP FUND	35.932	0	35.932
**50 JPMORGAN ACTIVATION TOPPER INVESTMENT FUND EQUITY FUND	1.486	0	1.486
**51 JPMORGAN GROUP RETIREMENT TRUST	39.910	0	39.910
**52 JPMORGAN GROUP RETIREMENT TRUST	51.082	0	51.082
**53 JPMORGAN GROUP RETIREMENT TRUST	76.844	0	76.844
**54 JPMORGAN GROUP RETIREMENT TRUST	43.101	0	43.101
**55 JPMORGAN GROUP RETIREMENT TRUST	1.636	0	1.636

Pagina 12

DE\* delega alla persona fisica sopra indicata con il numero della scheda magnetica

\*\*D delega alla persona fisica sopra indicata con il numero della scheda magnetica (votazione effettuata alla posizione esistente)

EL\* approvazione legittima alla persona fisica sopra indicata con il numero della scheda magnetica

Azionisti:

1827 Tiscali

Azionisti in proprio: 0 Azionisti in delega:

1

1.827

## LISTA ESITO DELLE VOIAZIONE.

Oggetto: 6. Sistema incentivante 2022 per i Consulenti Finanziari identificati come "Personale più rilevante"

## FAVOREVOLI

Cognome	Porto, Voti	Porto	Delega
**D AVIVA INVESTORS PORTFOLIO FUNDS LOWC AVIVA INVESTORS MULT-ASSET CORE FUND II -	2.509	0	2.509
**E THE ABOLITION BANK OF REPUBLIC FUND	805	0	805
**E EUROPEAN FUND III "CVC-NEW DIVERSIFIED GROWTH FUND	4.351	0	4.351
**E EUROPEAN FUND III "CVC-NEW DIVERSIFIED GROWTH FUND	30.321.846	0	30.321.846
**E EUROPEAN FUND III "CVC-NEW DIVERSIFIED GROWTH FUND	4.423	0	4.423
**D JPMORGAN GLOBAL ALLOCATION FUND	54.383	0	54.383
**D JPMORGAN FUND LOWC - JPM GLOBAL RESEARCH ENHANCED INDEX EQUITY FUND	287.687	0	287.687
**D COMMINGLED FUND LOWC TRUST EQUITY INDEX OF JPMORGAN CLASS FUND, N.A.	645.000	0	645.000
**D AMERICAN FUND GLOBAL BALANCED FUND	71.813	0	71.813
**D CALVERT BANK OF AMERICA, LTD. AS TRUSTEE FOR MILDRED TRUST & BANKING CO., LTD. AS TRUSTEE FOR INTERNATIONAL EQUITY PASSIVE	2.242	0	2.242
**D AVIVA INVESTORS PORTFOLIO FUNDS LOWC AVIVA INVESTORS MULT-ASSET CORE FUND IV	205	0	205
**D AVIVA INVESTORS PORTFOLIO FUNDS LOWC AVIVA INVESTORS MULT-ASSET CORE FUND IV	113.825	0	113.825
**D AVIVA INVESTORS PORTFOLIO FUNDS LOWC AVIVA INVESTORS MULT-ASSET CORE FUND IV	14.272	0	14.272
**D AVIVA INVESTORS PORTFOLIO FUNDS LOWC AVIVA INVESTORS MULT-ASSET CORE FUND IV	1.019.872	0	1.019.872
**D ROYAL DOROUGH OF KINGSTON COMMON THAMES PENSION FUND	0	0	0
**D JPMORGAN INVESTMENT FUNDS	420	0	420
**D OGEAN, LLC	49.300	0	49.300
**D JPMORGAN INTERNATIONAL BELGIAN EQUITY FUND	113.833	0	113.833
**D JPMORGAN INTERNATIONAL BELGIAN EQUITY FUND	34.324	0	34.324
**D UNIVERSITIES SUPERANNUATION SCHEM	2.336	0	2.336
**D SHELL TRUST (SERVICIA) LTD AS TRUSTEE OF THE SHELL OVERSEAS CONTRIBUTORY PENSION FUND	5.482	0	5.482
**D JPMORGAN FUND LOWC - JPM GLOBAL RESEARCH ENHANCED INDEX EQUITY FUND	45.828	0	45.828
**D AVIVA INVESTORS PORTFOLIO FUNDS "CVC AVIVA INVESTORS MULTI-ASSET CORE FUND V	134	0	134
**D SIFU TRUST (REPUBLICA) LIMITED AS TRUSTEE OF THE SIFU INTERNATIONAL PENSION FUND	1.601	0	1.601
**D COMMINGLED FUND LOWC TRUST EQUITY INDEX OF JPMORGAN CLASS FUND, N.A.	420.673	0	420.673
**D JPMORGAN INTERNATIONAL BELGIAN EQUITY FUND	1.543.840	0	1.543.840
**D AVIVA INVESTORS PORTFOLIO FUNDS LOWC AVIVA INVESTORS MULT-ASSET CORE FUND IV	32.037	0	32.037
**D AVIVA INVESTORS PORTFOLIO FUNDS LOWC AVIVA INVESTORS MULT-ASSET CORE FUND IV	16.336	0	16.336
**D SHELL PENSION TRUST LIMITED AS TRUSTEE OF SHELL CONTRIBUTORY PENSION FUND	7.743.726	0	7.743.726
**D CAPITAL WORLD GROWTH AND INCOME FUND	257.351	0	257.351
**D STATE OF CALIFORNIA SAVINGS FUND PROGRAM MASTER TRUST	639.773	0	639.773
**D JPMORGAN INVESTMENT FUNDS LOWC AVIVA INVESTORS MULT-ASSET CORE FUND IV	3.812	0	3.812
**D JPMORGAN INVESTMENT FUNDS LOWC AVIVA INVESTORS MULT-ASSET CORE FUND IV	305.829	0	305.829
**D AVIVA INVESTORS PORTFOLIO FUNDS LOWC AVIVA INVESTORS MULT-ASSET CORE FUND IV	8.948	0	8.948
**D AVIVA INVESTORS PORTFOLIO FUNDS LOWC AVIVA INVESTORS MULT-ASSET CORE FUND IV	447.750	0	447.750
**D INTERNATIONAL GROWTH AND INCOME FUND	1.571.500	0	1.571.500
**D GHEMTH GLOBAL SHARES - LARGE CAP (UNISPEC): INNOVATION	56.241	0	56.241
**D GENERAL MOTORS PENSION FUND	4.683	0	4.683
**D JPMORGAN INVESTMENT FUNDS LOWC AVIVA INVESTORS MULT-ASSET CORE FUND IV	1.835	0	1.835
**D GENERAL MOTORS PENSION FUND	6.440	0	6.440
**D INVESTINGSTROMFONDEN DANSEK INVEST EUROPA INDEXES RFP N.	6.896	0	6.896
**D INVESTINGSTROMFONDEN DANSEK INVEST EUROPA INDEXES RFP N.	13.466	0	13.466
**D INVESTINGSTROMFONDEN DANSEK INVEST EUROPA INDEXES RFP N.	1.770	0	1.770
**D FIDELITY INVESTMENT TRUST: FIDELITY SERIES OVERSEAS FUND	6.872.105	0	6.872.105
**D FIDELITY INVESTMENT TRUST: FIDELITY SERIES OVERSEAS FUND	2.104.730	0	2.104.730
**D FIDELITY INVESTMENT TRUST: FIDELITY SERIES OVERSEAS FUND	108.560	0	108.560
**D THE STEAMSHIP NATIONAL INVESTMENT ASSOCIATION TRUSTS (HAWAIIAN LIMITED	1.326	0	1.326
**D THE STEAMSHIP NATIONAL INVESTMENT ASSOCIATION TRUSTS (HAWAIIAN LIMITED	182.773	0	182.773
**D BULLION GROWTH INVESTMENT TRUST: BULLION GROWTH INVESTMENT TRUST	1.062	0	1.062
**D BULLION GROWTH INVESTMENT TRUST: BULLION GROWTH INVESTMENT TRUST	529.787	0	529.787
**D FIDELITY INVESTMENT TRUST: FIDELITY SERIES OVERSEAS FUND	53.134	0	53.134
**D FIDELITY INVESTMENT TRUST: FIDELITY SERIES OVERSEAS FUND	15.882	0	15.882
**D INVESTINGSTROMFONDEN DANSEK INVEST EUROPA INDEXES RFP N.	33.168	0	33.168



Pagina 19

DE\* delega alla persona fisica sopra indicata il potere dell'apporto manager.   
 \*\*D delega alla persona fisica sopra indicata il potere dell'apporto manager.   
 \*\*D delega alla persona fisica sopra indicata il potere dell'apporto manager.   
 \*\*D delega alla persona fisica sopra indicata il potere dell'apporto manager.

Azionisti: 1.827 Testi: 1.827  
 Azionisti in propria: 0 Azionisti in delega: 1.827

LISTA ESITO DELLE VOTAZIONI

Oggetto: 6. Sistema incentivante 2022 per i Consulenti Finanziari identificati come 'Personale più rilevante'

FAVOREVOLI

Cognome	TOT. Voti	Proprio	Delega
**D INVESTINGSPAIN-NEER INVEST GROUP INTERS AG	13.616	0	13.616
**D JORDANIAN LIFE (JELANDI) LOW-LOWE RESEARCH ENHANCED IN EQ (ISS) UCITS ETF	100.393	0	100.393
**D JORDANIAN LIFE (JELANDI) LOW-LOWE RESEARCH ENHANCED IN EQ (ISS) UCITS ETF	41.049	0	41.049
**D THE MACQUE TRUST BANK OF JAPAN, LTD. SEE MEMORANDUM 1129	1.910	0	1.910
**D ACTIAM DUNAGAN INDEX MANDELSTONDS MEREL	9.447	0	9.447
**D UNIVERSAL INVESTMENT SPECIAL SCAPF NEE ON BEHALF OF BROCKEN-UL-IONZ	9.816	0	9.816
**D ACTIAM DUNAGAN INDEX MANDELSTONDS MEREL	7.569	0	7.569
**D ACTIAM DUNAGAN INDEX MANDELSTONDS MEREL	40.777	0	40.777
**D UNIVERSAL INVESTMENT SPECIAL SCAPF NEE ON BEHALF OF BROCKEN-UL-IONZ	17.374	0	17.374
**D ACTIAM DUNAGAN INDEX MANDELSTONDS MEREL	10.221	0	10.221
**D UNIVERSAL INVESTMENT SPECIAL SCAPF NEE ON BEHALF OF BROCKEN-UL-IONZ	24.574	0	24.574
**D ACTIAM DUNAGAN INDEX MANDELSTONDS MEREL	100.000	0	100.000
**D UNIVERSAL INVESTMENT SPECIAL SCAPF NEE ON BEHALF OF BROCKEN-UL-IONZ	23.200	0	23.200
**D ACTIAM DUNAGAN INDEX MANDELSTONDS MEREL	147	0	147
**D ACTIAM DUNAGAN INDEX MANDELSTONDS MEREL	57.356	0	57.356
**D ACTIAM DUNAGAN INDEX MANDELSTONDS MEREL	10.000	0	10.000
**D ACTIAM DUNAGAN INDEX MANDELSTONDS MEREL	21.000	0	21.000
**D ACTIAM DUNAGAN INDEX MANDELSTONDS MEREL	364.288	0	364.288
**D ACTIAM DUNAGAN INDEX MANDELSTONDS MEREL	52.650	0	52.650
**D ACTIAM DUNAGAN INDEX MANDELSTONDS MEREL	540.000	0	540.000
**D ACTIAM DUNAGAN INDEX MANDELSTONDS MEREL	84.330	0	84.330
**D ACTIAM DUNAGAN INDEX MANDELSTONDS MEREL	54.471	0	54.471
**D ACTIAM DUNAGAN INDEX MANDELSTONDS MEREL	2.350.000	0	2.350.000
**D ACTIAM DUNAGAN INDEX MANDELSTONDS MEREL	18.942	0	18.942
**D ACTIAM DUNAGAN INDEX MANDELSTONDS MEREL	30.448	0	30.448
**D ACTIAM DUNAGAN INDEX MANDELSTONDS MEREL	1.244	0	1.244
**D ACTIAM DUNAGAN INDEX MANDELSTONDS MEREL	1.285	0	1.285
**D ACTIAM DUNAGAN INDEX MANDELSTONDS MEREL	750.000	0	750.000
**D ACTIAM DUNAGAN INDEX MANDELSTONDS MEREL	30.212	0	30.212
**D ACTIAM DUNAGAN INDEX MANDELSTONDS MEREL	100.535	0	100.535
**D ACTIAM DUNAGAN INDEX MANDELSTONDS MEREL	33.331	0	33.331
**D ACTIAM DUNAGAN INDEX MANDELSTONDS MEREL	1.297.390	0	1.297.390
**D ACTIAM DUNAGAN INDEX MANDELSTONDS MEREL	140.527	0	140.527
**D ACTIAM DUNAGAN INDEX MANDELSTONDS MEREL	49.615	0	49.615
**D ACTIAM DUNAGAN INDEX MANDELSTONDS MEREL	25.811	0	25.811
**D ACTIAM DUNAGAN INDEX MANDELSTONDS MEREL	81.886	0	81.886
**D ACTIAM DUNAGAN INDEX MANDELSTONDS MEREL	1.288	0	1.288
**D ACTIAM DUNAGAN INDEX MANDELSTONDS MEREL	313.905	0	313.905
**D ACTIAM DUNAGAN INDEX MANDELSTONDS MEREL	121.315	0	121.315
**D ACTIAM DUNAGAN INDEX MANDELSTONDS MEREL	47.491	0	47.491
**D ACTIAM DUNAGAN INDEX MANDELSTONDS MEREL	743	0	743
**D ACTIAM DUNAGAN INDEX MANDELSTONDS MEREL	245.763	0	245.763
**D ACTIAM DUNAGAN INDEX MANDELSTONDS MEREL	1.501	0	1.501
**D ACTIAM DUNAGAN INDEX MANDELSTONDS MEREL	2.119.396	0	2.119.396
**D ACTIAM DUNAGAN INDEX MANDELSTONDS MEREL	254.129	0	254.129
**D ACTIAM DUNAGAN INDEX MANDELSTONDS MEREL	9.184	0	9.184
**D ACTIAM DUNAGAN INDEX MANDELSTONDS MEREL	22.488	0	22.488
**D ACTIAM DUNAGAN INDEX MANDELSTONDS MEREL	31.344	0	31.344
**D ACTIAM DUNAGAN INDEX MANDELSTONDS MEREL	11.246	0	11.246
**D ACTIAM DUNAGAN INDEX MANDELSTONDS MEREL	47.651	0	47.651
**D ACTIAM DUNAGAN INDEX MANDELSTONDS MEREL	66.257	0	66.257
**D ACTIAM DUNAGAN INDEX MANDELSTONDS MEREL	25.121	0	25.121

## LISTA ESITO DELLE VOTAZIONI

Oggetto: 6. Sistema incentivante 2022 per i Consulenti Finanziari identificati come 'Persone più rilevante' FAVOREVOLI

Cognome	Tot. Voti	Proprio	Delega
**D GREAT WEST CORP STRATEGIES INTERNATIONAL EQUITY FUND	105.220	0	105.220
**D VIRGINIA TECH FOUNDATION INC	2.908	0	2.908
**D ENVIRO TRUST COMPANY COLLECTIVE INVESTING FUNDS FOR EMPLOYEE BENEFIT TRUSTS	225.932	0	225.932
**U ADVANCED STRATEGIES TRUST ASSET TOME PRICE DIVERSIFIED REAL	1.897	0	1.897
**D ADVANCED SERIES TRUST ASSET 1 SMALL PRICE GROWTH OPPORTUNIT	52.756	0	52.756
**D SYMBIOTIC ECONOMIC GLOBAL EQUITY FUND	6.173	0	6.173
**D SYMBIOTIC ECONOMIC INTERNATIONAL EQUITY FUND	7.712	0	7.712
**D TIMOTHY FUND MANAGEMENT CAPITAL MANAGEMENT	132.787	0	132.787
**D TAILIE GUTWORTH COLLECTIVE INVESTMENT TRUST	555.987	0	555.987
**D WPA INVESTMENT MANAGEMENT CO LLC	590	0	590
**D LEGAL AND GENERAL UCITS ECF PLC	7.075	0	7.075
**D GOSLIM IRL ICAP	33.367	0	33.367
**D NATIONAL PARK FINANCIAL INC	1.719	0	1.719
**D SLICING DISCRETARY APS DEVICED MARKETS EQUITY POOL	7.671.043	0	7.671.043
**D VANGUARD FIVE STAR WORLD EX US INDEX FUND	1.297.096	0	1.297.096
**D VANGUARD EUROPEAN STOCK INDEX FUND	5.320.810	0	5.320.810
**D VANGUARD INTERNATIONAL GROWTH FUND	5.933.712	0	5.933.712
**D ALBANY COLLEGE	2.800	0	2.800
**D ETR COMMUNITY FOUNDATION	4.600	0	4.600
**D ALABAMA LLC	984	0	984
**D VOYA VANGUARD "NOVA" PORTFOLIO	7.216	0	7.216
**D EATON VANCE TRUST COMPANY COLLECTIVE INVESTMENT TRUST	23.146	0	23.146
**D MONTAGNY AS SELF TRUST OF THE RETAILITY ENDOWMENT TRUST	5.303	0	5.303
**U EOL 2 SOLUTIONS TAX QUALIFIED NUCLEAR DECOMMISSIONING TRUST	4.486	0	4.486
**D EATON VANCE TRUST COMPANY INTERNATIONAL SMALL CAP GROWTH TR	15.640	0	15.640
**D CONSOLIDATED Edison RETIREMENT PLAN	27.164	0	27.164
**D JAMES UNIT 1 QUALIFIED NUCLEAR DECOMMISSIONING FUND	3.637	0	3.637
**D ROBINSON UNIT 2 QUALIFIED NUCLEAR DECOMMISSIONING FUND	5.744	0	5.744
**D BRUNSWICK UNIT 2 QUALIFIED NUCLEAR	7.250	0	7.250
**D VOYA INTERNATIONAL ALCO DEVIDEND LOW VOLATILITY FUND	3.652	0	3.652
**D EQUITY EDGE UNIT 1 AND UNIT 2 NON QUALIFIED TRUST	6.640	0	6.640
**D SUPERFUND INC MASTER INVESTMENT TRUST	12.361	0	12.361
**D CERVINIA INTERNATIONAL LLC	17.310	0	17.310
**D MARANTIC IT INC	1.589	0	1.589
**D UNIVERSAL SHIPOWNERS MARINE INSURANCE ASSOCIATION LIMITED	1.477	0	1.477
**D STITCHING PENSIONFONDS NCTA/BAT	2.721	0	2.721
**D DEUSCHER KOLB	4.119	0	4.119
**D NORTH CAROLINA SUPPLEMENTAL RETIREMENT PLANS GROUP TRUST	683.866	0	683.866
**D VANGUARD MULTI-CAP FUND DEVELOPED INTERNATIONAL INDEX ETF	25.291	0	25.291
**D CENTRAL PENSION FUND OF THE INTERNATIONAL UNION OF OFFSHORE EMPLOYERS	13.668	0	13.668
**D KPMG CAPITAL TRUST FOUNDATION INC	6.394	0	6.394
**D INTERSEC MARKETS II PLC	16.764	0	16.764
**D GLOBAL ATLANTIC BLACKROCK D-SOLPAINED INTERNATIONAL CORE PORTFOLIO	1.273	0	1.273
**D VIKI FVS FUNDS	20.900	0	20.900
**D TEXAS UTILITIES QUAL MCI PARTNERSHIP	1.611	0	1.611
**D SHELL CANADA 2007 PENSION PLAN	5.394	0	5.394
**D SANTA BARBARA COUNTY EMPLOYEES RETIREMENT SYSTEM	26.954	0	26.954
**D 1999 VOLUNTARY EMPLOYEES BENEFICIARY ASSOCIATION OF THE NONREPRESENTED EMPLOYEES OF	1	0	1
**D NICHOLSON LUND REV TRUST	416	0	416
**D NICHOLSON F FORDAY	1.862	0	1.862
**D BRUCE R BLACKBURN TRUST KANER LINT	167	0	167
**D BPS INVESTMENT LP	876	0	876



Pagina 15

1 DUE deleghe alla persona indicata sopra indicata (con il numero della scheda grigia)  
 1.827 \*D delega alla persona fisica sopra indicata (con il numero della scheda grigia) la delegazione effettuata alla persona assistita  
 RI\* rappresentanza legale alla persona sopra indicata con il numero della scheda grigia

Azionisti: 1.827 Feste:

Azionisti in proprio: 0 Azionisti in delega:

## LISTA ESITO DELLE VOTAZIONI

Oggetto: 6. Sistema incentivante 2022 per i Consulenti finanziari identificati come "Personale più rilevante"  
FAVOREVOLI

Cognome	Voti	Proprio	Delega
**0 CHARLES A PERLIN 2012 ITALO FIO MOR	3.216	0	3.216
**0 ELISABETH ROSSIGN	757	0	757
**0 FRANCIS FOUNDATION INC	1.716	0	1.716
**0 MATHIEU HOLDINGS LTD	1.480	0	1.480
**0 OLIVE MCKENNEY 2006 TRUST	826	0	826
**0 CAROL A SARINETH CHARITABLE REMIND 10571068300	4.882	0	4.882
**0 CAROL J BARNETT CROFT TT	2.774	0	2.774
**0 RED BLAZER INVESTMENTS VENTURE LLC	3.659	0	3.659
**0 OPUS FINANCIAL LLC	6.965	0	6.965
**0 T RICHMOND "JUST J" SMITH SR	3.069	0	3.069
**0 LORIS CHRISTOPHER	20.894	0	20.894
**0 MS DEFENDANTS ANNUITY FUND	31.273	0	31.273
**0 SCOTT GARRETT	1.329	0	1.329
**0 MONTREAL EMPLOYERS DENISON PLAN	3.576	0	3.576
**0 CHERIE ALNC	789	0	789
**0 JONIE ROODNEY	1.337	0	1.337
**0 GAIL MCLAUGHLIN	2.576	0	2.576
**0 L STIGLEY REV TR 11, 18 03 KANEK ADM	1.446	0	1.446
**0 XERXIS 1992 GLTF TRUST	2.083	0	2.083
**0 JOHN WATSON	1.394	0	1.394
**0 THOMAS P REGALIA JR JUD 3 31 94 MOWER	1.479	0	1.479
**0 LUCAS R SMITH REV TRUST	1.074	0	1.074
**0 JAMES C TUCKER JR JUD 6 18 92 MOWER	1.806	0	1.806
**0 SUSAN ZUCKER	1.043	0	1.043
**0 UNILEVER FINANCIAL TRUST	37.853	0	37.853
**0 CHARLES FRASER	939	0	939
**0 EXEC FAMILY TRUST V POWD 11 FAMILY TRUST	1.714	0	1.714
**0 THE BANK OF NEW YORK MELLON EMPLOYEE BENEFIT COLLECTIVE INVESTMENT FUND PLAN	98.357	0	98.357
**0 THE BANK OF NEW YORK MELLON EMPLOYEE BENEFIT COLLECTIVE INVESTMENT FUND PLAN	51.879	0	51.879
**0 THE BANK OF NEW YORK MELLON EMPLOYEE BENEFIT COLLECTIVE INVESTMENT FUND PLAN	296.705	0	296.705
**0 THE BANK OF NEW YORK MELLON EMPLOYEE BENEFIT COLLECTIVE INVESTMENT FUND PLAN	79.871	0	79.871
**0 BNY MELLON 01 81 INTERNATIONAL STOCK INDEX FUND	48.437	0	48.437
**0 BNY MELLON 01 81 INTERNATIONAL STOCK INDEX FUND	21.849	0	21.849
**0 ADVANCED SEAS TRUST ASST BRWALIN 85 15 DIVERSIFIED ALLOCATION PORTFOLIO	36.229	0	36.229
**0 1695 FOCUS SHORTING 1	15.117	0	15.117
**0 COUNTY OF SANTA CLARA	67.837	0	67.837
**0 CAPITALFORUM TRUST-EPIN PRO VENTURE WORLD EQUITY INDEX CO NBERBER FORTEFOLLE ADMIN-SUNALLOV AS	17.074	0	17.074
**0 AON 007 GLOBAL EQUITY FUND PROVIDA	1.858	0	1.858
**0 TWO GLOBAL PUBLIC EQUITY LP	196.813	0	196.813
**0 FIDELITY INVESTMENT TRUST FIDELITY DIVERSIFIED INTERNATIONAL FUND	2.903.896	0	2.903.896
**0 FIDELITY INVESTMENT TRUST FIDELITY DIVERSIFIED INTERNATIONAL FUND	9.399	0	9.399
**0 CREDIT GROUP TRUST FOR EMPLOYEE BENEFIT FUND	1.657.757	0	1.657.757
**0 WALTER STEPHEN JR AND WORTON JR EQUITY FUND	54.157	0	54.157
**0 ARIZONA STATE RETIREMENT SYSTEM	31.343	0	31.343
**0 ARIZONA STATE RETIREMENT SYSTEM	37.018	0	37.018
**0 FRANKLIN ADVISING INC	1.100	0	1.100
**0 A2L 0504 GLOBAL EQUITY INDEX FUND	5.333	0	5.333
**0 FIRST TRUST INTERNATIONAL DEVELOPED CAPITAL SCREENED PORTFOLIO	4.895	0	4.895
**0 NEW BRITON INTERNATIONAL EQUITY LTD	4.460	0	4.460
**0 XTRACORP NEXT KODIAK EQUITY ETF	4.370	0	4.370
**0 IQ CAIVATAN ESG INTERNATIONAL EQUITY ETF	22.150	0	22.150

Pagina 16

057 delega alla gestione finanziaria indica il numero della scheda magnetica

058 delega alla gestione finanziaria indica con il numero della scheda magnetica (variazione effettuata alla posizione sostitutiva)

059 approssimazione legale alla percentuale indicata con il numero della scheda magnetica

Azionisti: 1.827 Teste: 1.827  
Azionisti in proprio: 0 Azionisti in delega: 1.827

## LISTA ESITO DELLE VOTAZIONI

Oggetto: 6. Sistema incentivante 2022 per i Consulenti Finanziari identificati come "Personale più rilevante" FAVOREVOLI

Cognome	Tot. Voti	Proprio	Delega
**D CREDIT RETIREMENT SAVINGS PLAN	52.652	0	52.652
**D WATKINS MIST A11 WORLD EX US FIXED EQUITY ETF	3.858	0	3.858
**D JOLIBRELLY OF W. SECUR. IN FOUNDATION	53.267	0	53.267
**D STATE OF WISCONSIN INVESTMENT BOARD	246.917	0	246.917
**D AIA GROUP IELCH FUNDON GROUP	16.272	0	16.272
**D STANDARD LIFE INVESTMENTS GLOBAL STOCK	250.199	0	250.199
**D BANK OF KOREA	18.813	0	18.813
**D BANK OF KOREA	37.803	0	37.803
**D THE ARCHITECTURE OF BARTOLO INVESTMENT TRUST	90	0	90
**D MTC PREFERRED RETIREMENT SYSTEM OF MISS SSIPT	57.620	0	57.620
**D MALLIE GLENN SORCELAN FUND	3.126.210	0	3.126.210
**D THE JORDAN CHARITABLE FOUNDATION	13.694	0	13.694
**D SATLITE GIFFORD MANAGED FUND A SUB FUND OF THE BAILLIE GIFF FUNDZ ICVC	1.916.014	0	1.916.316
**D WATKINS MIST A11 WORLD EX US FIXED EQUITY ETF	474	0	474
**D INVERSCO CANADIAN PREMIER BALANCED FUND	235.305	0	235.305
**D INVERSCO CANADIAN PREMIER BALANCED FUND	119.590	0	119.590
**D INVERSCO CORE CANADIAN BALANCED CLASS	21.765	0	21.765
**D INVERSCO EUROPEAN GROWTH CLASS	77.009	0	77.009
**D INVERSCO STRATEGIC YIELD FUND	239.864	0	239.864
**D INVERSCO INTERNATIONAL GROWTH FUND	4.093.383	0	4.093.383
**D ALLIANCE INVESTMENT FUND	112.360	0	112.360
**D INVERSCO EUROPEAN GROWTH CLASS	183	0	183
**D INVERSCO EUROPEAN GROWTH CLASS	21.179	0	21.179
**D GREAT WEST INTERNATIONAL GROWTH FUND	15.961	0	15.961
**D GREAT WEST INTERNATIONAL GROWTH FUND	310.000	0	310.000
**D AMG TIMOTHY SQUARE GLOBAL SMALL CAP FUND	1.700	0	1.700
**D AMG TIMOTHY SQUARE GLOBAL SMALL CAP FUND	1.387	0	1.387
**D GREAT WEST INTERNATIONAL GROWTH FUND	53.591	0	53.591
**D CORNELL UNIVERSITY	24.011	0	24.011
**D VIRGINIA RETIREMENT SYSTEM	2.378	0	2.378
**D VIRGINIA RETIREMENT SYSTEM	294.875	0	294.875
**D PRINCIPAL FUNDS INC INTERNATIONAL EQUITY INDEX	2.501	0	2.501
**D THE SEVENTH SWEDISH NATIONAL PENSION FUND AL 7 EQUITY FUND	41.762	0	41.762
**D THE SEVENTH SWEDISH NATIONAL PENSION FUND AL 7 EQUITY FUND	730.885	0	730.885
**D FINSTEN SEAN ADVISORS INC	487.135	0	487.135
**D INTERNATIONAL BANK FOR RECONSTRUCTION AND DEVELOPMENT	4.037	0	4.037
**D BLACKROCK GLOBAL FUNDS	14.278.616	0	14.278.616
**D BLACKROCK GLOBAL FUNDS	4.175	0	4.175
**D BLACKROCK GLOBAL FUNDS	13.917	0	13.917
**D GOLDMAN SACHS ETF TRUST GOLDMAN SACHS VARETTESSA INVESTMENT	29.516	0	29.516
**D VOYA GLOBAL ADVANTAGE AND PREMIUM OPPORTUNITY FUND	88.993	0	88.993
**D VOYA GLOBAL ADVANTAGE AND PREMIUM OPPORTUNITY FUND	130.129	0	130.129
**D VOYA INTERNATIONAL HIGH DIVIDEND LOW VOLATILITY PORTFOLIO	2.013	0	2.013
**D VOYA INTERNATIONAL HIGH DIVIDEND LOW VOLATILITY PORTFOLIO	14.169	0	14.169
**D METROPCORP. TEAM WATER INVESTMENT DISTRICT RETIREMENT FUND	17.277	0	17.277
**D SPECIALIST GROUP INVESTMENT FUND	331	0	331
**D INVESTOR S AND P EUROPE 350 EQUAL WEIGHT INDEX ETF	12.693	0	12.693
**D ALLIANCE INVESTMENT COMPANY	10.581	0	10.581
**D 50 PERCENT HEDGED FIRST INTERNATIONAL ETF	186.748	0	186.748
**D GOLDMAN SACHS ETF TRUST GOLDMAN SACHS ACTIVE REIT EUROPE	1.648	0	1.648
**D GOLDMAN SACHS ETF TRUST GOLDMAN SACHS ACTIVE REIT EUROPE	750.000	0	750.000
**D AXA RIS EUROPEAL DESIGNATED ACTIVITY CO	1.326	0	1.326
**D WATKINS MIST A11 WORLD EX US FIXED EQUITY ETF	1.326	0	1.326



Pagina 17

1 DE\* delega alla persona fisica sopra indicata con il numero della scheda suggerita  
1.827 \*\*D delega alla persona fisica sopra indicata con il numero della scheda suggerita (votazione effettuata alla presenza/assenza)  
RL\* rappresentanza legale alla persona fisica sopra indicata con il numero della scheda suggerita

Azionisti: 1.827 Tasse:

Azionisti in proprio: 0 Azionisti in delega:

**LISTA USITO DELLE VOFAZIONI**

**Oggetto: 6. Sistema incentivante 2022 per i Consulenti Finanziari identificati come "Personale più rilevante" FAVOREVOLI**

Cognome	Com. Voli	proprio	Delega
**D CUMBERS AND REPUTITION NATIONAL PENSION FUND	122.697	0	122.697
**D VOYA GLOBAL EQUITY FUND	49.367	0	49.367
**D MORGANSTERN RETIREMENT SYSTEM OF THE CITY OF BALTIMORE	783	0	783
**D VOYA GLOBAL HIGH DIVIDEND LOW VOLATILITY PORTFOLIO	103.254	0	103.254
**D VOYA INTERNATIONAL INDEX PORTFOLIO	86.480	0	86.480
**D THE AMERICAN UNIVERSITY ENDOWMENT	2.719	0	2.719
**D FIRE AND POLICE EMPLOYEES' RETIREMENT SYSTEM OF THE CITY OF BALTIMORE	69.667	0	69.667
**D MEXTECA ENERGY FUND ACQUISITION LLC NON QUALIFIED RECOMMENDATION	535	0	535
**D MEXTECA ENERGY FUND ACQUISITION LLC NON QUALIFIED RECOMMENDATION	65.028	0	65.028
**D MEXTECA ENERGY FUND ACQUISITION LLC NON QUALIFIED RECOMMENDATION	89.368	0	89.368
**D MEXTECA ENERGY FUND ACQUISITION LLC NON QUALIFIED RECOMMENDATION	10.455	0	10.455
**D MEXTECA ENERGY FUND ACQUISITION LLC NON QUALIFIED RECOMMENDATION	1	0	1
**D MEXTECA ENERGY FUND ACQUISITION LLC NON QUALIFIED RECOMMENDATION	3.087	0	3.087
**D MEXTECA ENERGY FUND ACQUISITION LLC NON QUALIFIED RECOMMENDATION	9.360	0	9.360
**D MEXTECA ENERGY FUND ACQUISITION LLC NON QUALIFIED RECOMMENDATION	475.684	0	475.684
**D MEXTECA ENERGY FUND ACQUISITION LLC NON QUALIFIED RECOMMENDATION	29.429	0	29.429
**D MEXTECA ENERGY FUND ACQUISITION LLC NON QUALIFIED RECOMMENDATION	3.365	0	3.365
**D MEXTECA ENERGY FUND ACQUISITION LLC NON QUALIFIED RECOMMENDATION	37.291	0	37.291
**D MEXTECA ENERGY FUND ACQUISITION LLC NON QUALIFIED RECOMMENDATION	34.948	0	34.948
**D MEXTECA ENERGY FUND ACQUISITION LLC NON QUALIFIED RECOMMENDATION	57.333	0	57.333
**D MEXTECA ENERGY FUND ACQUISITION LLC NON QUALIFIED RECOMMENDATION	264.543	0	264.543
**D MEXTECA ENERGY FUND ACQUISITION LLC NON QUALIFIED RECOMMENDATION	1.440	0	1.440
**D MEXTECA ENERGY FUND ACQUISITION LLC NON QUALIFIED RECOMMENDATION	1.403.086	0	1.403.086
**D MEXTECA ENERGY FUND ACQUISITION LLC NON QUALIFIED RECOMMENDATION	339.754	0	339.754
**D MEXTECA ENERGY FUND ACQUISITION LLC NON QUALIFIED RECOMMENDATION	269.438	0	269.438
**D MEXTECA ENERGY FUND ACQUISITION LLC NON QUALIFIED RECOMMENDATION	7.168	0	7.168
**D MEXTECA ENERGY FUND ACQUISITION LLC NON QUALIFIED RECOMMENDATION	51.963	0	51.963
**D MEXTECA ENERGY FUND ACQUISITION LLC NON QUALIFIED RECOMMENDATION	802	0	802
**D MEXTECA ENERGY FUND ACQUISITION LLC NON QUALIFIED RECOMMENDATION	17.878	0	17.878
**D MEXTECA ENERGY FUND ACQUISITION LLC NON QUALIFIED RECOMMENDATION	43.086	0	43.086
**D MEXTECA ENERGY FUND ACQUISITION LLC NON QUALIFIED RECOMMENDATION	2.923	0	2.923
**D MEXTECA ENERGY FUND ACQUISITION LLC NON QUALIFIED RECOMMENDATION	11.925	0	11.925
**D MEXTECA ENERGY FUND ACQUISITION LLC NON QUALIFIED RECOMMENDATION	109.202	0	109.202
**D MEXTECA ENERGY FUND ACQUISITION LLC NON QUALIFIED RECOMMENDATION	2.391.321	0	2.391.321
**D MEXTECA ENERGY FUND ACQUISITION LLC NON QUALIFIED RECOMMENDATION	154.966	0	154.966
**D MEXTECA ENERGY FUND ACQUISITION LLC NON QUALIFIED RECOMMENDATION	40.967	0	40.967
**D MEXTECA ENERGY FUND ACQUISITION LLC NON QUALIFIED RECOMMENDATION	132.478	0	132.478
**D MEXTECA ENERGY FUND ACQUISITION LLC NON QUALIFIED RECOMMENDATION	4.656	0	4.656
**D MEXTECA ENERGY FUND ACQUISITION LLC NON QUALIFIED RECOMMENDATION	590	0	590
**D MEXTECA ENERGY FUND ACQUISITION LLC NON QUALIFIED RECOMMENDATION	23.269	0	23.269
**D MEXTECA ENERGY FUND ACQUISITION LLC NON QUALIFIED RECOMMENDATION	28.211	0	28.211
**D MEXTECA ENERGY FUND ACQUISITION LLC NON QUALIFIED RECOMMENDATION	130.756	0	130.756
**D MEXTECA ENERGY FUND ACQUISITION LLC NON QUALIFIED RECOMMENDATION	1.427	0	1.427
**D MEXTECA ENERGY FUND ACQUISITION LLC NON QUALIFIED RECOMMENDATION	2.703	0	2.703
**D MEXTECA ENERGY FUND ACQUISITION LLC NON QUALIFIED RECOMMENDATION	3.453	0	3.453
**D MEXTECA ENERGY FUND ACQUISITION LLC NON QUALIFIED RECOMMENDATION	6.905	0	6.905
**D MEXTECA ENERGY FUND ACQUISITION LLC NON QUALIFIED RECOMMENDATION	201.378	0	201.378
**D MEXTECA ENERGY FUND ACQUISITION LLC NON QUALIFIED RECOMMENDATION	1.692	0	1.692
**D MEXTECA ENERGY FUND ACQUISITION LLC NON QUALIFIED RECOMMENDATION	58.168	0	58.168
**D MEXTECA ENERGY FUND ACQUISITION LLC NON QUALIFIED RECOMMENDATION	4.911	0	4.911
**D MEXTECA ENERGY FUND ACQUISITION LLC NON QUALIFIED RECOMMENDATION	8.614.359	0	8.614.359
**D MEXTECA ENERGY FUND ACQUISITION LLC NON QUALIFIED RECOMMENDATION	60.513	0	60.513

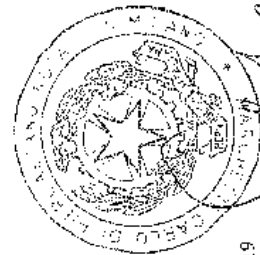
1 DPA delega alla persona fisica sopra indicata con il nome e della scheda in allegato  
 1.827 \*\*D delega alla persona fisica sopra indicata con il nome e della scheda in allegato (per un'eventuale delega alla persona fisica sopra indicata con il nome e della scheda in allegato)  
 0 Azionisti in delega  
 1.827 Tesoriere  
 0 Azionisti in delega

Azionisti in proprio:  
 Azionisti in delega:

# LISTA ESITO DELLE VOTAZIONI

Oggetto: 6. Sistema incentivante 2022 per i Consulenti Finanziari identificati come 'Personale più rilevante' FAVOREVOLI

Cognome	Tot. Voti	Proprio	Dileggi
**D JORG DEERE PENSION TRUST	167.880	0	0
**D JOHN DEERE PENSION TRUST	103.023	0	0
**D MEXICAL POLICE EMPLOYEES RETIREMENT SYSTEM	43.909	0	0
**D FIRST TRUST GLOBAL FUNDS PLC FIRST TRUST GLOBAL EQUITY FUND	1.502	0	1.002
**D AXA INCOME INSURANCE CO OPERATIVE LIMITED	4.947	0	4.947
**D COUNTY AND MUNICIPAL GOVERNMENT CAPITAL IMPROVEMENT TRUST FUND	82.600	0	82.600
**D ALANVA TRUST FUND	189.290	0	189.290
**D COX PREFERRED THE MASTER TRUST	1.88.086	0	1.88.086
**D NATIONAL ELEVATOR INDUSTRIAL PENSION PLAN	162.406	0	162.406
**D MAPFRE MSV LIFE PLC	117.085	0	117.085
**D ALASKA PERMANENT FUND CORPORATION	6.447	0	6.447
**D KROGER BANK ACTING AS TRUSTEE OF SAMSUNG EUROPEAN LOG SECURITIES MASTER INVESTMENT TRUST EQUITY	48.660	0	48.660
**D FPM LUNA FUND	33.085	0	33.085
**D INRA SUBWAY	44.992	0	44.992
**D ANK FERTIL COFFERTIVE INVESTMENT TRUST	34.200	0	34.200
**D COMMONWEALTH OF PENNSYLVANIA PUBLIC SCHOOL EMPLOYEES RETIREMENT SYSTEM	67.117	0	67.117
**D COMMONWEALTH OF PENNSYLVANIA PUBLIC SCHOOL EMPLOYEES RETIREMENT SYSTEM	539.797	0	539.797
**D PUBLIC EMPLOYEES RETIREMENT SYSTEM OF NEVADA	3.251	0	3.251
**D RETIREMENT BENEFITS INVESTMENT FUND	340.661	0	340.661
**D LEAS EDUCATION ACCT	5.263	0	5.263
**D BOOL ASSURANCE CO LTD	116.931	0	116.931
**D BOOL ASSURANCE CO LTD	15.138	0	15.138
**D MINISTRY OF DEFENSE PENSION FUND OF THE SULTANATE OF OMAN	2.498	0	2.498
**D BANK EMPLOYEES DEVELOPED INTERNATIONAL INDEX FUND	28.874	0	28.874
**D RIVER AND MERCHANT GLOBAL HIGH ALPHA FUND	3.910	0	3.910
**D AVG EMERSONARE INTERNATIONAL SMALL CAP FUND	58.850	0	58.850
**D BLACKROCK CASHEIR EUROPE INVESTMENT TRUST FUND	865.513	0	865.513
**D FLORIDA RETIREMENT SYSTEM LAST FUND	323.359	0	323.359
**D FLORIDA RETIREMENT SYSTEM LAST FUND	30.100	0	30.100
**D GREEN STANDARD SICAV SA	137	0	137
**D TEXAS EDUCATION AGENCY	33.211	0	33.211
**D ORIELING ENGINEERS LOCAL 101 PENSION FUND	100.000	0	100.000
**D GULI ATLANTIC MASTER TRUST	2.048	0	2.048
**D VESTEREN MASTER SAVINGS TRUST	100.000	0	100.000
**D VIVA MULT MANAGER INTERNATIONAL FACTORS FUND	69.014	0	69.014
**D THE PRISA GOVERNMENT SCHOLARSHIP FUND	309	0	309
**D SUTCLIFFE BARCLAY PENSIONFONDS	99.990	0	99.990
**D PUBLIC SERVICE INDUSTRIAL GROUP INCORPORATED MASTER DEFERRED TRUST	259.290	0	259.290
**D DURE ENERGY QUALIFIED NUCLEAR TECHNOLOGY TRUST	25.722	0	25.722
**D OPTIMUS FUND INVESTMENT INTERNATIONAL FUND	323.916	0	323.916
**D QUALITY EDUCATION FUND	1.093	0	1.093
**D WESCO INTERNATIONAL DEVELOPED DYNAMIC MONITORING FUND	8.340	0	8.340
**D PUBLIC EMPLOYEES RETIREMENT SYSTEM OF CALIF	1.587.483	0	1.587.483
**D AVANCE PLANNING LIMITED	2.541	0	2.541
**D GAT INVESTMENT TRUST	3.656	0	3.656
**D NICHARA PUBLIC RETIREMENT SYSTEM	44.180	0	44.180
**D KENLUCK RETIREMENT SYSTEMS	832.638	0	832.638
**D KENLUCK RETIREMENT SYSTEMS	382.000	0	382.000
**D PUBLIC EMPLOYEES RETIREMENT ASSOCIATION OF NEW MEXICO	250.000	0	250.000
**D THE BANK OF NEW YORK MELLON CORPORATION RETIREMENT PLANS MASTER TRUST	6.657	0	6.657
**D BOARD OF PENSIONS OF THE EVANGELICAL LUTHERAN CHURCH IN AME	82.720	0	82.720
	127.184	0	127.184



Pagina 19

1 DUT delega alla persona fisica sopra indicata con il numero della scheda proposta  
 1.827 \*\*D delega alla persona fisica sopra indicata con il numero della scheda proposta (votazione effettuata alla postazione aziendale)  
 Azionisti in proprio: 1.827 Azionisti in delega: 0  
 RI: \* rappresenta legale alla persona fisica sopra indicata con il numero della scheda proposta

## LISTA ESITO DELLE VOTAZIONI

Oggetto: 6. Sistema incentivante 2022 per i Consulenti Finanziari identificati come "Personale più rilevante"  
FAVOREVOLI

Cognome	Tit. Voti	Proprio	Delega
**G BOARD OF PENSIONS OF THE EVANGELICAL LUTHERAN CHURCH IN AMERICA	120.047	0	120.047
**G EUDC GLOBAL EQUITY FUND	20.383	0	20.383
**E HSBC INTERNAL QUAL EQUITY INDEX FUND	10.169	0	10.169
**C FINNENHILL VALLEY AUTHORITY RETIREMENT SYSTEM	-	0	-
**C IFS GROUP FUND	124.056	0	124.056
**C SICHUANG DEDEFEITAPENSIDELAGHES VOOR DE WORTHARENSHUIS SVK	5.805	0	5.805
**D STITCHING BERA-DEBENASOPORFONDS VOOR REI	1.614	0	1.614
**D ALIC LEIPZIGER TRUST INVESTINGE VEREINSCHAFT MBH	3.709	0	3.709
**D SETV SPA INTERNATIONAL DEVELOPED MARKET INDEX FUND	2.456	0	2.456
**D ENERGY INSURANCE CAPITAL LIMITED	4.702	0	4.702
**D VENTUREWORKS HOLDING AND RELATED UNITS	2.965	0	2.965
**D RAINBOW INTERNATIONAL DISCOVERY STARS	918.966	0	918.966
**D METROPOLITAN LIFE INSURANCE COMPANY	117.297	0	117.297
**D FRANKLIN GLOBAL TRUST FRANKLIN INTERNATIONAL GROWTH FUND	4.530.000	0	4.530.000
**D FRANKLIN TRUSTFRONTIER VARIABLE INSURANCE PRODUCTS TRUST VLP FUND	182.126	0	182.126
**D FRANKLIN TRUSTFRONTIER VARIABLE INSURANCE PRODUCTS TRUST VLP FUND	145.135	0	145.135
**D FRANKLIN INTERNATIONAL CORE EQUITY EU FUND	333.066	0	333.066
**D ARIAD. SGR SPA ARCADE RILIEVABILE ITALIA	1.033.200	0	1.033.200
**D ARCADE. SGR SPA ARCADE RILIEVABILE ITALIA	138.636	0	138.636
**D ARCADE. SGR SPA	37.370	0	37.370
**D ARCADE. SGR SPA ARCADE RILIEVABILE ITALIA	33.333	0	33.333
**D ARCADE. SGR SPA OBLIGAZIONARIO RIV. A DTS TRISTE-ON	302.488	0	302.488
**D SGC GLOBAL MASTER FUND P.O. IIF	6.830	0	6.830
**D GRANDEUR PLUS INTERNATIONAL ST	1.071.455	0	1.071.455
**D GRANDEUR PLUS GLOBAL SWAPMENTS	121.165	0	121.165
**D AB SICAV LIT DYNAMIC ALL. MAR	1.352	0	1.352
**D KOKUSAI EQUITY INDEX FUND	20.173	0	20.173
**D KOKUSAI EQUITY INDEX FUND	12.906	0	12.906
**D KOKUSAI EQUITY INDEX FUND	20.400	0	20.400
**D KOKUSAI EQUITY INDEX FUND	30.842	0	30.842
**D KOKUSAI EQUITY INDEX FUND	3.047	0	3.047
**D KOKUSAI EQUITY INDEX FUND	750	0	750
**D KOKUSAI EQUITY INDEX FUND	139.537	0	139.537
**D KOKUSAI EQUITY INDEX FUND	535.000	0	535.000
**D KOKUSAI EQUITY INDEX FUND	123.763	0	123.763
**D KOKUSAI EQUITY INDEX FUND	73.041	0	73.041
**D KOKUSAI EQUITY INDEX FUND	133.626	0	133.626
**D KOKUSAI EQUITY INDEX FUND	116.636	0	116.636
**D KOKUSAI EQUITY INDEX FUND	27.398	0	27.398
**D KOKUSAI EQUITY INDEX FUND	28.382	0	28.382
**D KOKUSAI EQUITY INDEX FUND	8.283	0	8.283
**D KOKUSAI EQUITY INDEX FUND	57.923	0	57.923
**D KOKUSAI EQUITY INDEX FUND	1.269	0	1.269
**D KOKUSAI EQUITY INDEX FUND	536	0	536
**D KOKUSAI EQUITY INDEX FUND	2.132	0	2.132
**D KOKUSAI EQUITY INDEX FUND	1.678	0	1.678
**D KOKUSAI EQUITY INDEX FUND	1.434	0	1.434
**D KOKUSAI EQUITY INDEX FUND	1.113	0	1.113
**D KOKUSAI EQUITY INDEX FUND	776	0	776
**D KOKUSAI EQUITY INDEX FUND	766	0	766
**D KOKUSAI EQUITY INDEX FUND	626	0	626
**D KOKUSAI EQUITY INDEX FUND	1.546	0	1.546

Pagina 20

DS\* delega alla persona fisica sopra indicata con il numero della scheda magnetica  
DS\* delega alla persona fisica sopra indicata con il numero della scheda magnetica (votazione ottenuta alla possessione società)  
R (\*) rappresenta la delega alla persona fisica sopra indicata con il numero della scheda magnetica

Azionisti: 1.827 1.827 1.827  
Azionisti in proprio: 0 Azionisti in delega: 1.827

## LISTA LISTO DELL'E VOTAZIONE

Oggetto: 6. Sistema incentivante 2022 per i Consulenti Finanziari identificati come 'Personale più rilevante' FAVOREVOLI

Cognome	Proprrio	Delega
**D ESSE PROGETTO CENOA 02 2023	2.133	2.133
**D ESSE PROGETTO CENOA 03 2022	0	2.080
**D AS1 PROGETTO CENOA 03 2022	0	1.716
**D AS1 PROGETTO CENOA 06 2022	0	1.753
**D AS1 PROGETTO CENOA 07 2022	0	1.616
**D AS1 PROGETTO CENOA 10 2022	0	1.926
**D AS1 PROGETTO CENOA 12 2022	0	2.908
**D AS1 PROGETTO CENOA 04 2024	0	1.153
**D ESSE PROGETTO AZIONE SOSTENIBILI	0	935
**D ROND: TOTAL RETURN	0	3.360
**D AS1 PROGETTO CENOA 03 2023	0	1.634
**D AS1 PROGETTO CENOA 05 2023	0	1.550
**D AS1 PROGETTO CENOA 07 2023	0	1.065
**D AS1 PROGETTO CENOA 08 2023	0	13.722
**D AS1 PROGETTO CENOA 09 2023	0	304.416
**D AS1 PROGETTO CENOA 10 2023	0	41.241
**D AS1 PROGETTO CENOA 11 2023	0	11.637
**D AS1 PROGETTO CENOA 12 2023	0	16.653
**D AS1 PROGETTO CENOA 01 2024	0	22.952
**D AS1 PROGETTO CENOA 02 2024	0	1.907.342
**D AS1 PROGETTO CENOA 03 2024	0	18.570
**D AS1 PROGETTO CENOA 04 2024	0	8.643
**D AS1 PROGETTO CENOA 05 2024	0	14.637
**D AS1 PROGETTO CENOA 06 2024	0	2.361
**D AS1 PROGETTO CENOA 07 2024	0	7.081
**D AS1 PROGETTO CENOA 08 2024	0	2.811
**D AS1 PROGETTO CENOA 09 2024	0	231.307
**D AS1 PROGETTO CENOA 10 2024	0	912
**D AS1 PROGETTO CENOA 11 2024	0	143.969
**D AS1 PROGETTO CENOA 12 2024	0	53.315
**D AS1 PROGETTO CENOA 01 2025	0	1.338
**D AS1 PROGETTO CENOA 02 2025	0	3.287
**D AS1 PROGETTO CENOA 03 2025	0	1.212
**D AS1 PROGETTO CENOA 04 2025	0	19.555
**D AS1 PROGETTO CENOA 05 2025	0	257.581
**D AS1 PROGETTO CENOA 06 2025	0	142.868
**D AS1 PROGETTO CENOA 07 2025	0	459.512
**D AS1 PROGETTO CENOA 08 2025	0	1.280
**D AS1 PROGETTO CENOA 09 2025	0	155.634
**D AS1 PROGETTO CENOA 10 2025	0	1.880
**D AS1 PROGETTO CENOA 11 2025	0	6.797
**D AS1 PROGETTO CENOA 12 2025	0	1.852
**D AS1 PROGETTO CENOA 01 2026	0	1.380
**D AS1 PROGETTO CENOA 02 2026	0	5.730
**D AS1 PROGETTO CENOA 03 2026	0	4.432
**D AS1 PROGETTO CENOA 04 2026	0	2.472
**D AS1 PROGETTO CENOA 05 2026	0	5.221
**D AS1 PROGETTO CENOA 06 2026	0	603
**D AS1 PROGETTO CENOA 07 2026	0	15.388
**D AS1 PROGETTO CENOA 08 2026	0	24.960
**D AS1 PROGETTO CENOA 09 2026	0	16.826
**D AS1 PROGETTO CENOA 10 2026	0	32.771



Pagina 21

DEP delega alla persona fisica sopra indicata con il numero della scheda magnetica (posizione effruttata alla postazione assistita)

1.827

Azionisti: 1.827 Teste: 0 Azionisti in delega:

Azionisti in proprio:

LISTA ESITO DELLE VOTAZIONI

Oggetto: 6. Sistema incentivante 2022 per i Consulenti Finanziari identificati come 'Personale più rilevante' FAVOREVOLI

Cognome	Propr.	Delega
**D LEGAL AND GENERAL CO.	25.196	25.196
**D BANK OF BOTSWANA.	39.300	39.300
**D THE FUTURE INSTITUTION FOR SOCIAL SECURITY	100.806	100.806
**D GENERAL ORGANISATION FOR SOCIAL INSURANCE	281.703	281.703
**D GENERAL ORGANISATION FOR SOCIAL INSURANCE	148.964	148.964
**D INTERNATIONAL EXCESSARY FUND RELEASE GROUP	52.671	52.671
**D WITTE COMMON INVESTMENT FUND.	4.843	4.843
**D MAJAPAL EQUITY	113.684	113.684
**D DAILLIE GORDON FORTNER GROUP TRUST PLC	483.417	483.417
**D AL MOUTI MANAGED BALANCED FUNDS	221.499	221.499
**D AL MOUTI MANAGED SPECIAL SITUATIONS TRUST	338.149	338.149
**D AL MOUTI MANAGED SPECIAL SITUATIONS TRUST	49.822	49.822
**D FORTNER EUROPEAN SUSTAINABLE LEADERS FUND	232.403	232.403
**D FORTNER EUROPEAN SUSTAINABLE LEADERS FUND	6.633.736	6.633.736
**D LEGAL & GENERAL FUTURE FUND INVESTMENT INDEX FUND	19.321	19.321
**D LEGAL & GENERAL FUTURE FUND INVESTMENT INDEX FUND	1.892	1.892
**D LEGAL & GENERAL GLOBAL EQUITY INDEX FUND	333.327	333.327
**D LEGAL & GENERAL EUROPEAN INDEX TRUST	10.123.457	10.123.457
**D JUSTITIA EUROPEAN FUND.	659.486	659.486
**D JOPITA EUROPEAN SPECIAL SITUATIONS FUND.	34.819	34.819
**D JOPITA EUROPEAN SPECIAL SITUATIONS FUND.	67.241	67.241
**D JOPITA EUROPEAN SPECIAL SITUATIONS FUND.	3.365	3.365
**D JOPITA EUROPEAN SPECIAL SITUATIONS FUND.	44.370	44.370
**D JOPITA EUROPEAN SPECIAL SITUATIONS FUND.	28.942	28.942
**D JOPITA EUROPEAN SPECIAL SITUATIONS FUND.	29.361	29.361
**D JOPITA EUROPEAN SPECIAL SITUATIONS FUND.	24.172	24.172
**D JOPITA EUROPEAN SPECIAL SITUATIONS FUND.	19.348	19.348
**D JOPITA EUROPEAN SPECIAL SITUATIONS FUND.	17.581	17.581
**D JOPITA EUROPEAN SPECIAL SITUATIONS FUND.	140.423	140.423
**D JOPITA EUROPEAN SPECIAL SITUATIONS FUND.	30.186	30.186
**D JOPITA EUROPEAN SPECIAL SITUATIONS FUND.	83.089	83.089
**D JOPITA EUROPEAN SPECIAL SITUATIONS FUND.	164.014	164.014
**D JOPITA EUROPEAN SPECIAL SITUATIONS FUND.	1.634	1.634
**D JOPITA EUROPEAN SPECIAL SITUATIONS FUND.	30.806	30.806
**D JOPITA EUROPEAN SPECIAL SITUATIONS FUND.	49.257	49.257
**D JOPITA EUROPEAN SPECIAL SITUATIONS FUND.	14.038	14.038
**D JOPITA EUROPEAN SPECIAL SITUATIONS FUND.	9.361	9.361
**D JOPITA EUROPEAN SPECIAL SITUATIONS FUND.	1.615	1.615
**D JOPITA EUROPEAN SPECIAL SITUATIONS FUND.	17.582	17.582
**D JOPITA EUROPEAN SPECIAL SITUATIONS FUND.	16.757	16.757
**D JOPITA EUROPEAN SPECIAL SITUATIONS FUND.	202.238	202.238
**D JOPITA EUROPEAN SPECIAL SITUATIONS FUND.	15.161	15.161
**D JOPITA EUROPEAN SPECIAL SITUATIONS FUND.	903.093	903.093
**D JOPITA EUROPEAN SPECIAL SITUATIONS FUND.	728.449	728.449
**D JOPITA EUROPEAN SPECIAL SITUATIONS FUND.	77.459	77.459
**D JOPITA EUROPEAN SPECIAL SITUATIONS FUND.	150.023	150.023
**D JOPITA EUROPEAN SPECIAL SITUATIONS FUND.	415.383	415.383
**D JOPITA EUROPEAN SPECIAL SITUATIONS FUND.	35.394	35.394
**D JOPITA EUROPEAN SPECIAL SITUATIONS FUND.	1.371	1.371
**D JOPITA EUROPEAN SPECIAL SITUATIONS FUND.	3.565	3.565
**D JOPITA EUROPEAN SPECIAL SITUATIONS FUND.	5.950	5.950
**D JOPITA EUROPEAN SPECIAL SITUATIONS FUND.	23.758	23.758

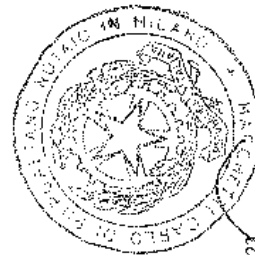
Pagina 22

Azionisti: 1.827 Testi: 0 Azionisti in delega: 1.827  
 Azionisti in proprio: 0  
 D= delega alla persona fisica sopra indicata con il numero della scheda magnetica  
 \*\*D= delega alla persona fisica sopra indicata con il numero della scheda magnetica (verrà concesso il voto solo se la delega è stata accettata)  
 RI= rappresentanza legale della persona fisica sopra indicata con il numero della scheda magnetica

# LISTA ESITO DELLE VOTAZIONI

Oggetto: 6. Sistema incentivante 2022 per i Consulenti Finanziari identificati come "Personale più rilevante" FAVOREVOLI

Colonna	Tot. Voti	Proprio	Delega
**D R.F. GIOIA NUCLEAR POWER PLANT QUALIFIED FUND	1.500	0	1.500
**D SERP F FUND 2016 TR LAD FLS 8 1991	1.043	0	1.043
**D INTERNATIONAL GROWTH FUND	320.000	0	320.000
**D S. ROSSON WATSON 2010 TRUST	5.342	0	5.342
**D 04 INVESTING INCUBATION. EQUITY DEL CIL	515	0	515
**D JON 1987 ARTICLE 22 TRUST FSCILW	279	0	279
**D STUART L. WATSON FAMILY TRUST LAD 3 19 13	6.478	0	6.478
**D S. ROSSON WATSON 2004 GRAT NO. 4 ARTICLE 11 TRUST	2.187	0	2.187
**D PRESBYTERIAN CHURCH LUSAL FOUNDATION	6.124	0	6.124
**D THE CALIFORNIA WELLNESS FOUNDATION	56.416	0	56.416
**D CALVERT CLIFFS NUCLEAR POWER PLANT UNIT ONE QUALIFIED FUND	2.500	0	2.500
**D FORT SAVANCE PLANT TRUST	21.028	0	21.028
**D BATTER VENTURE FUND	14.310	0	14.310
**D ALICE A. FROST FAMILY TRUST UO 27 13	1.059	0	1.059
**D GUSTAVO AGRESTINI DEFINED CONTRIBUTION PLAN MASTER TRUST	18.119	0	18.119
**D JALILUS MICRO CAP GROWTH FUND	96.244	0	96.244
**D SERRITA HEALTH	3.204	0	3.204
**D RISING LOWELL FUNDS INC. INTERNATIONAL EQUITY RESEARCH PORTFOLIO	2.153	0	2.153
**D HALLSATION COMPANY EMPLOYEE BENEFIT MASTER TRUST	63.286	0	63.286
**D ATIGHT SOLUTIONS LLC 401(K) PLAN TRUST	1.037	0	1.037
**D JUSTICE GROUP CORPORATION	90.075	0	90.075
**D NICE ON COMMON DAILY LIFE INDEX FUND NON LENDING	562	0	562
**D REMOVS FOUNDATION	3.600	0	3.600
**D KINE KINE FUND NET QUALIFIED PARTNERSHIP	70.228	0	70.228
**D MORGAN STANLEY DEFINED CONTRIBUTION MASTER TRUST	18.618	0	18.618
**D THE VITALITY AND DENTAL REFERENCE UNION OF SCOTLAND	287.778	0	287.778
**D METLIFE 401(K) PLAN GROSS	3.309	0	3.309
**D KUI GLOBAL INVESTMENT FUND	600.032	0	600.032
**D FONG KONG SPECIAL ADMINISTRATIVE REGION GOVERNMENT EXCHANGE	752	0	752
**D BEAT BEATS FUND ASSOCIATION	21.276	0	21.276
**D GLOBAL FUND FUND WACROSS FVC	1.064	0	1.064
**D SENTINEL INTERNATIONAL FUND	3.427	0	3.427
**D SENTINEL INTERNATIONAL TRUST	639	0	639
**D 3M GLOBAL BALANCED TRUST	626	0	626
**D NAM INVESTMENTS LLC	581	0	581
**D OYSSON GLOBAL INVESTMENTS CORP	571	0	571
**D REG GEN INVESTMENTS LLC	48.975	0	48.975
**D CINDY SPINES INC	71	0	71
**D CERROLL AVENUE PARTNERS LLC	753	0	753
**D CROP GLOBAL SECURITIES LP	1.881	0	1.881
**D CILLOA MARKS & SPENCER COMMON TRUST FUND C O KOSWICK MANAGEMENT	1.354	0	1.354
**D PARASOL INVEST LTD	1.683	0	1.683
**D DELTA EQUITY PASSIVE	2.860	0	2.860
**D INTERNATIONAL EXCHANGE BENEFIT MASTER TRUST	1.077	0	1.077
**D HASLAM FAMILY INVESTMENT PARTNERSHIP C O RE CAPITAL	7.819	0	7.819
**D INTERNATIONAL EQUITY FUND LLC	30.081	0	30.081
**D LAKE AVENUE INVESTMENTS LLC	41.858	0	41.858
**D 7M INVESTMENTS INC	82	0	82
**D JEFFER STANFAM FAMILY PARTNERS LLC LEHMAN STANFAM FAMILY PARTNERS LLC	51.708	0	51.708
**D LOCAL 4 GENERAL MSCI EMER FUND LLC	1.208	0	1.208
**D BELIE PARTNERSHIP C O NORTHERN TRUST COMPANY MANAGER	6.241	0	6.241
**D FONCO DE FUNDOS			



Pagina 27  
 L'attestato della presente assemblea è stato redatto con il numero della scheda magnetica  
 \*\*D delega alla persona fisica sopra indicata con il numero della scheda magnetica (votazione effettuata alle pesonate assistite)  
 RL e rappresentanza legale alle persone fisiche sopra indicate del 28 aprile 2022, alla scheda magnetica

Azionisti: 1.827 Tasse: 1.827  
 Azionisti in proprio: 0 Azionisti in delega: 1.827

## LISTA ESITO DELLE VOTAZIONI

Oggetto: 6. Sistema incentivante 2022 per i Consulenti Finanziari identificati come 'Personale più rilevante' FAVOREVOLI

Cognome	Proprio	Delega
**D FTTC INVESTMENT ASSURANCE LTD	12.844	12.844
**D FLORES PARTNERS LLC	329	329
**D FFC INTERNATIONAL FUND LLC	627	627
**D LGREN & GENERAL ASSET MGMT FUND LLC	44.979	44.979
**D K INVESTMENTS SE LIMITED	63.482	63.482
**D COMPREHENSIVE TRUSTS OPERATING INVESTMENT FUND LLC	68.426	68.426
**D ASCENSION ALPHA FUND LLC	2.343	2.343
**D UNITED NATIONS JOINT STATE PENSION FUND	94.027	94.027
**D INTERNATIONAL MONETARY FUND EMERGENCY RELIEF PLAN	215.611	215.611
**D NATIONAL COGNAC FOR SOCIAL SECURITY FUND INC	260.409	160.409
**D CHEVEN UK PENSION PLAN	3.658	3.658
**D CREDIT INVESTMENT TRUST STRATEGY EMERGENCY OPPORTUNITIES FUND	1.828	1.828
**D FIDELITY SECURITIES FUND GLOBAL PLAN EMERGENCY FUND	1.438.471	1.438.471
**D TRINITY INVESTMENT TRUST STRATEGY DIVERSIFIED INTERNATIONAL	969.775	969.775
**D V CAPITAL LTD	5.556	5.556
**D TOWERS & MERRITT AND BENEFIT FUND OF CHICAGO	16.219	16.219
**D NEW ZEALAND SUPERANNUATION FUND	11.362	11.362
**D COMMONWEALTH SUPERANNUATION CORPORATION AS TRUSTEE FOR ARIA	15.397	15.397
**D MERCER DIVERSIFIED ALTERNATIVES FUND	33.533	33.533
**D FISHER INVESTMENTS AUSTRALIA CAPITAL SMALL CAP EQUITY FUND	7.456	7.456
**D WORLD CREDIT TRANSITION INVEST FUND	2.939	3.995
**D GOVERNMENT EMPLOYEES SUPERANNUATION BOARD	538	538
**D LORD MAYER'S CHARITABLE FOUNDATION	7.503	7.503
**D ADVANTAGE GLOBAL SPACES FUND	371	371
**D AUSTRALIAN CAPITAL TERRITORY	52.673	52.673
**D QIC LIMITED	16.190	16.190
**D NEW TRUST NO 2 LAG 01 17 03	11.330	11.330
**D SILKRA FRANKLIN SAFE PLUS EQUITY TRUST	279.215	279.215
**D NEW TESTAMENTARY TRUST NO 1	4.319	4.319
**D NEW TRUST NO 3 LAG 01 17 03	417	417
**D NEW TESTAMENTARY TRUST NO 5	1.000.980	1.000.980
**D THE TRUSTEES OF THE HENRY SMITH CHARITY	7.889	7.889
**D R. MORGAN WATSON 1999 CITIZENS TRUST	2.723	2.723
**D NORTHAN TRUST GLOBAL INVESTMENTS COLLECTIVE FUND PROSP	3.819	3.819
**D NORTHAN TRUST GLOBAL INVESTMENTS COLLECTIVE FUND TRUST..	4.659	4.659
**D FORD MOTOR COMPANY DEFINED BENEFIT PENSION TRUST..	16.130	16.130
**D NORTHAN TRUST INTERNATIONAL EQUITY INDEX FUND	1.340	1.340
**D SPARTAN GROUP TRUST FOR EMPLOYEE BENEFIT PLANS	66.573	66.573
**D MARLING LAMAR PLANS INC. GLOBAL EQUITY ASSETMANAGEMENT	1.008.798	1.008.798
**D NEW TRUST NO 5 LAG 01 17 03	10.574	10.574
**D CORIN GLOBAL INCOME SOLIDIER FUND	177.882	177.882
**D NEW TRUST NO 7 LAG 01 17 03	390.325	390.325
**D NEW TRUST NO 3 LAG 01 17 03	1.184	1.184
**D NEW TRUST NO 5 LAG 01 17 03	1.228	1.228
**D CORIN GLOBAL INCOME SOLIDIER FUND	1.846	1.846
**D NEW TRUST NO 7 LAG 01 17 03	29.367	29.367
**D NEW TRUST NO 5 LAG 01 17 03	176	176
**D NEW TRUST NO 3 LAG 01 17 03	203	203
**D NEW TRUST NO 5 LAG 01 17 03	3.308	3.308
**D NEW TRUST NO 7 LAG 01 17 03	2.334	2.334
**D NEW TRUST NO 5 LAG 01 17 03	3.079	3.079
**D LOCKHEED MARTIN CORPORATION MASTER RETIREMENT TRUST..	130.171	130.171

Pagina 24

DR\* Delega alla persona fisica sopra indicata con il numero della scheda magistrali

\*\*D Delega alla persona fisica sopra indicata con il numero della scheda magistrali (veicolo effettuale alla postazione anisante)

D\* appogianza legale alla persona fisica sopra indicata con il numero della scheda magistrali

Azionisti: 1.827 Tesori: 0 Azionisti in delega: 1.827

## LISTA ESITO DELL'E VOTAZIONE

Oggetto: 6. Sistema incentivante 2022 per i Consulenti Finanziari identificati come "Personale più rilevante"  
FAVOREVOLI

Cognome	Tot. Voti	Proprio	Delega
**D THE CHARLOTTE WEICHERBERG HOSPITAL AUTHORITY	59.373	0	59.373
**D ALIAM HEALTH FOUNDATION	2.673	0	2.673
**D CRESTIC FLEXOSIS FOUNDATION	15.597	0	15.597
**D AVEST FOUNDATION	394	0	394
**D KAWHESI TANGIEL AND DEPOSITARY SERVICES LIMITED AS TRUSTEE O	3.644.055	0	3.644.055
**D BRAW & ANDRADE 2018 FA OAD FEB 9 1991	3.140	0	3.140
**D SHELTON FLEISCHER FOUNDATION FUND	2.472	0	2.472
**D ALTRICO I. DUOMO CHATELAIN INOST	8.929	0	8.929
**D BAKER ADVISOR INCORPORATED MASTER TRUST	142.734	0	142.734
**D COMCONSERVIL BENLUX RETIREMENT MASTER TRUST	26.766	0	26.766
**D CIPREANER INTERNATIONAL LTD	3.831	0	3.831
**D CITY OF MILWAUKEE EMPLOYEES ADJUTEMENT SYSTEM	62.589	0	62.589
**D LOS ANGELES CITY EMPLOYEES RETIREMENT SYSTEM	56.365	0	56.365
**D CITY OF LOS ANGELES AIRA AND POLICE PENSION PLAN	23.269	0	23.269
**D THIRDS VINCITAL RETIREMENT FUND	232.899	0	232.899
**D GUIDESONE FUNDS INTERNATIONAL EQUITY INDEX FUND	27.715	0	27.715
**D GENERAL PENSION AND SOCIAL SECURITY AUTHORITY	31.519	0	31.519
**D VINCENY COUNTY CONSOLIDATED RETIRED HEALTH BENEFITS TRUST	17.400	0	17.400
**D VINCENY INVESTMENT SERVICES LLC	1.395	0	1.395
**D MONTGOMERY COUNTY EMPLOYEES RETIREMENT SYSTEM	36.724	0	36.724
**D SAVILLERIES OF FLORENCEWORKING FOR LEGAL (SOF)	36.165	0	36.165
**D SOUTH HEALTH MASTER RETIREMENT TRUST	113.600	0	113.600
**D SUTTER HEALTH	86.600	0	86.600
**D VENE RETIREMENT SYSTEMS	79.763	0	79.763
**D WORKING RETIREMENT SYSTEM	13.350	0	13.350
**D FISHER INVESTMENTS GLOBAL SMALL CAP UNIT TRUST FUND	229.668	0	229.668
**D TCC MOTOR COMPANY OF CANADA LIMITED PENSION TRUST	1.181	0	1.181
**D MA FOREST INDUSTRY PENSION PLAN 2130	83.800	0	83.800
**D PUBLIC SECTOR PENSION INVESTMENT BOARD	17.408	0	17.408
**D TRELLEHGA PUBLIC LIMITED COMPANY	1.332.740	0	1.332.740
**D BAKING INVESTMENT FUNDS PLC	109.900	0	109.900
**D FRODOING DEWEER FUNDS PLC	471	0	471
**D SOLAR CAPITAL FUNDS PLC	16.035	0	16.035
**D GIVIS STREET GLOBAL ADVISORS CHOSE ROLL UP UNIT TRUST	13.592	0	13.592
**D BLACKROCK AUTHORITY CONTRACTUAL SOCIETY 1	411.454	0	411.454
**D LEGAL & GENERAL LGAV	31.778	0	31.778
**D BRITISH COLUMBIA INVESTMENT MANAGEMENT CORPORATION	15.921	0	15.921
**D BANCO MEXICANA DE PAMPONA ACTING AS TRUSTEE OF THE FIDUCIARIO DE FOND O DE AHORRO DE PAMPONA	3.807	0	3.807
**D ASST MANAGEMENT EXCHANGE COE	229.702	0	229.702
**D LOBS CENTRAL AUTHORITY CONTRACTUAL SOCIETY	86.100	0	86.100
**D AUSTRALIAN RETIREMENT TRUST	322.581	0	322.581
**D THE 17 ACCOSES FOL AUTHORITY CONTRACTUAL SOCIETY	501.791	0	501.791
**D BLACKROCK TRUSTS COE, BLACKROCK ASSET MANAGEMENT IRLAND LIMITED	66.103	0	66.103
**D KOMMUNAL LANDPENSIOENREKSE A.F.N.S.T.R.I.G TOWERSPICES-SICAP	37.469	0	37.469
**D VERBODTREFONDT KIP AKOJTGLOAL INDEX 1	98.343	0	98.343
**D VERBODTREFONDT KIP AKOJTGLOAL INDEX 1	33.196	0	33.196
**D STICHTING BEDRIJFSKASBLOEMFONDS VOOR HET LEVENEN DONTREURKLEJE	33.551	0	33.551
**D STICHTING PENSIOENKAS PGS	406.649	0	406.649
**D STICHTING BEDRIJFSKASBLOEMFONDS VOOR HET LEVENEN DONTREURKLEJE	20.020	0	20.020
**D EASDE AP FOUNE	9.968	0	9.968
**D NORTHERN TRUST LTDTS FOR FUND	89.401	0	89.401
**D QUEST CORP INVESTMENTS L.P. O O TOTNTV2	74.047	0	74.047



Pagina 25

DE: delega alla persona fisica sopra indicata con il numero della scheda magnetica

1 1.827 1.827 0 Azionisti in delega

Azionisti:

Azionisti in proprio:

DE: delega alla persona fisica sopra indicata con il numero della scheda magnetica

Ri: rappresentanza legale alla persona fisica sopra indicata con il numero della scheda magnetica

LISTA ESITO DELLE VOIAZIONE

Oggetto: 6. Sistema incentivante 2022 per i Consulenti Finanziari identificati come "Personate più rilevante" FAVOREVOLI

Cognome	DELEGA	PROPRIO	TOT. VOLT.
**D MOORE GLOBAL INVESTMENTS LTD.	191.829	0	191.829
**D CREDIT SUISSE ASSET MANAGEMENT LTD OR TRERAP OF CS HOLDING CO CREDIT SUISSE ASSET MANAGEMENT SWITZERLAND AG ACTING AS	149.374	0	149.374
**D NEW RULI OUTRIGGER VESTER FUND HADLES CORPORATE SERVICES LIMITED	534	0	534
**D GTC FORTHELAN LONG SHORT FUND VAPES CORPORAL SERVICES LTD	548	0	548
**D AOR COX AWARE VITAL OPEN FUND LLC	4.361	0	4.361
**D SEITZ FUND FUND (LUX) SA ENTREPRENEUR EUROPE FUND	97.445	0	97.445
**D CHALLENGE FUND CHALLENGE FINANCIAL EQUITY FUND	474.201	0	474.201
**D CHARTER FUND CHARTER FINANCIAL EQUITY FUND	200.000	0	200.000
**D C EURO CAPITAL MANAGEMENT LUXEMELLA FUND P.C. O FAVRO	63.121	0	63.121
**D VANTAGE FUND VANTAGE GLOBAL EQUITY FUND	25.597	0	25.597
**D DANISH INVEST SECOR GLOBAL INDEX	497	0	497
**D ERIC GGT GLOBAL BALANCE FUND	22.002	0	22.002
**D VANTAGE FUND VANTAGE GLOBAL EQUITY FUND	2.243	0	2.243
**D VANTAGE FUND VANTAGE GLOBAL EQUITY FUND	45.023	0	45.023
**D CMTA INDEXED GLOBAL SHARE FUND	53.306	0	53.306
**D CMTA INDEXED GLOBAL SHARE FUND	573	0	573
**D CMTA INDEXED GLOBAL SHARE FUND	2.370	0	2.370
**D CMTA INDEXED GLOBAL SHARE FUND	57.436	0	57.436
**D CMTA INDEXED GLOBAL SHARE FUND	22.882	0	22.882
**D CMTA INDEXED GLOBAL SHARE FUND	2.031.987	0	2.031.987
**D CMTA INDEXED GLOBAL SHARE FUND	8.416	0	8.416
**D CMTA INDEXED GLOBAL SHARE FUND	95.239	0	95.239
**D CMTA INDEXED GLOBAL SHARE FUND	2.837	0	2.837
**D CMTA INDEXED GLOBAL SHARE FUND	330.818	0	330.818
**D CMTA INDEXED GLOBAL SHARE FUND	136.367	0	136.367
**D CMTA INDEXED GLOBAL SHARE FUND	36.520	0	36.520
**D CMTA INDEXED GLOBAL SHARE FUND	328.384	0	328.384
**D CMTA INDEXED GLOBAL SHARE FUND	44.609	0	44.609
**D CMTA INDEXED GLOBAL SHARE FUND	36.708	0	36.708
**D CMTA INDEXED GLOBAL SHARE FUND	2.842	0	2.842
**D CMTA INDEXED GLOBAL SHARE FUND	294.488	0	294.488
**D CMTA INDEXED GLOBAL SHARE FUND	30.162	0	30.162
**D CMTA INDEXED GLOBAL SHARE FUND	86.778	0	86.778
**D CMTA INDEXED GLOBAL SHARE FUND	219.046	0	219.046
**D CMTA INDEXED GLOBAL SHARE FUND	22.337	0	22.337
**D CMTA INDEXED GLOBAL SHARE FUND	15.835	0	15.835
**D CMTA INDEXED GLOBAL SHARE FUND	373.264	0	373.264
**D CMTA INDEXED GLOBAL SHARE FUND	624.867	0	624.867
**D CMTA INDEXED GLOBAL SHARE FUND	376.204	0	376.204
**D CMTA INDEXED GLOBAL SHARE FUND	10.815	0	10.815
**D CMTA INDEXED GLOBAL SHARE FUND	2.873.605	0	2.873.605
**D CMTA INDEXED GLOBAL SHARE FUND	17.251	0	17.251
**D CMTA INDEXED GLOBAL SHARE FUND	5.119.618	0	5.119.618
**D CMTA INDEXED GLOBAL SHARE FUND	1.689.924	0	1.689.924
**D CMTA INDEXED GLOBAL SHARE FUND	2.357.455	0	2.357.455
**D CMTA INDEXED GLOBAL SHARE FUND	691	0	691
**D CMTA INDEXED GLOBAL SHARE FUND	15.200	0	15.200
**D CMTA INDEXED GLOBAL SHARE FUND	104.514	0	104.514
**D CMTA INDEXED GLOBAL SHARE FUND	25.400	0	25.400
**D CMTA INDEXED GLOBAL SHARE FUND	298.394	0	298.394
**D CMTA INDEXED GLOBAL SHARE FUND	2.083	0	2.083
**D CMTA INDEXED GLOBAL SHARE FUND	38.517	0	38.517

Pagina: 26

DE+ delega alla persona fisica sopra indicata con il numero della scheda magnetica  
 \*\*D+ delega alla persona fisica sopra indicata con il numero della scheda magnetica (delegazione effettuata alla persona fisica)  
 RL+ rappresentativa legale della persona fisica sopra indicata con il numero della scheda magnetica

Azionisti: 1.827 1.827  
 Azionisti in proprio: 0 Azionisti in delega: 1.827

## FAVOREVOLI

Cognome	Prospicio	Tot. Voti	Delega
**D ALVAREZ BANKA	0	9.688	8.688
**D BANK HANCOCK FUNDS 01 INTERNATIONAL STRATEGIC EQUITY ALLOCATION FUND	0	141.943	141.943
**D CITICORP LIMITED	0	12.638	12.638
**D CITICORP LIMITED AS TRUSTS OF A HANCOCK PRINTER FUNDS BLACKROCK WORLD EQUITY INDEX FUND	0	3.142	3.142
**D JOSTEYUS POOL SUPERFUNDATION TRUST	0	25.033	25.033
**D ABERDEEN INVESTMENT FUNDS 100% ASSET-ORIENTED INVESTMENT FUND	0	730	730
**D ABERDEEN INVESTMENT FUNDS 100% ASSET-ORIENTED INVESTMENT FUND	0	38.865	38.865
**D ABERDEEN INVESTMENT FUNDS 100% ASSET-ORIENTED INVESTMENT FUND	0	25.032	25.032
**D ABERDEEN INVESTMENT FUNDS 100% ASSET-ORIENTED INVESTMENT FUND	0	363	363
**D ABERDEEN INVESTMENT FUNDS 100% ASSET-ORIENTED INVESTMENT FUND	0	3.947	3.947
**D ABERDEEN INVESTMENT FUNDS 100% ASSET-ORIENTED INVESTMENT FUND	0	326	326
**D ABERDEEN INVESTMENT FUNDS 100% ASSET-ORIENTED INVESTMENT FUND	0	13.048	13.048
**D ABERDEEN INVESTMENT FUNDS 100% ASSET-ORIENTED INVESTMENT FUND	0	81.800	81.800
**D ABERDEEN INVESTMENT FUNDS 100% ASSET-ORIENTED INVESTMENT FUND	0	112.382	112.382
**D ABERDEEN INVESTMENT FUNDS 100% ASSET-ORIENTED INVESTMENT FUND	0	62.981	62.981
**D ABERDEEN INVESTMENT FUNDS 100% ASSET-ORIENTED INVESTMENT FUND	0	113	113
**D ABERDEEN INVESTMENT FUNDS 100% ASSET-ORIENTED INVESTMENT FUND	0	652.478	652.478
**D ABERDEEN INVESTMENT FUNDS 100% ASSET-ORIENTED INVESTMENT FUND	0	1.702.353	1.702.353
**D ABERDEEN INVESTMENT FUNDS 100% ASSET-ORIENTED INVESTMENT FUND	0	5.660	5.660
**D ABERDEEN INVESTMENT FUNDS 100% ASSET-ORIENTED INVESTMENT FUND	0	845.882	845.882
**D ABERDEEN INVESTMENT FUNDS 100% ASSET-ORIENTED INVESTMENT FUND	0	98.000	98.000
**D ABERDEEN INVESTMENT FUNDS 100% ASSET-ORIENTED INVESTMENT FUND	0	77.032	77.032
**D ABERDEEN INVESTMENT FUNDS 100% ASSET-ORIENTED INVESTMENT FUND	0	77.032	77.032
**D ABERDEEN INVESTMENT FUNDS 100% ASSET-ORIENTED INVESTMENT FUND	0	436.030	436.030
**D ABERDEEN INVESTMENT FUNDS 100% ASSET-ORIENTED INVESTMENT FUND	0	26.497	26.497
**D ABERDEEN INVESTMENT FUNDS 100% ASSET-ORIENTED INVESTMENT FUND	0	899.339	899.339
**D ABERDEEN INVESTMENT FUNDS 100% ASSET-ORIENTED INVESTMENT FUND	0	24.112	24.112
**D ABERDEEN INVESTMENT FUNDS 100% ASSET-ORIENTED INVESTMENT FUND	0	21.061	21.061
**D ABERDEEN INVESTMENT FUNDS 100% ASSET-ORIENTED INVESTMENT FUND	0	1.945	1.945
**D ABERDEEN INVESTMENT FUNDS 100% ASSET-ORIENTED INVESTMENT FUND	0	9.656	9.656
**D ABERDEEN INVESTMENT FUNDS 100% ASSET-ORIENTED INVESTMENT FUND	0	17.135	17.135
**D ABERDEEN INVESTMENT FUNDS 100% ASSET-ORIENTED INVESTMENT FUND	0	9.958	9.958
**D ABERDEEN INVESTMENT FUNDS 100% ASSET-ORIENTED INVESTMENT FUND	0	1.240	1.240
**D ABERDEEN INVESTMENT FUNDS 100% ASSET-ORIENTED INVESTMENT FUND	0	139.713	139.713
**D ABERDEEN INVESTMENT FUNDS 100% ASSET-ORIENTED INVESTMENT FUND	0	81.779	81.779
**D ABERDEEN INVESTMENT FUNDS 100% ASSET-ORIENTED INVESTMENT FUND	0	295.469	295.469
**D ABERDEEN INVESTMENT FUNDS 100% ASSET-ORIENTED INVESTMENT FUND	0	36	36
**D ABERDEEN INVESTMENT FUNDS 100% ASSET-ORIENTED INVESTMENT FUND	0	262	262
**D ABERDEEN INVESTMENT FUNDS 100% ASSET-ORIENTED INVESTMENT FUND	0	11.243	11.243
**D ABERDEEN INVESTMENT FUNDS 100% ASSET-ORIENTED INVESTMENT FUND	0	5.291	5.291
**D ABERDEEN INVESTMENT FUNDS 100% ASSET-ORIENTED INVESTMENT FUND	0	33.880	33.880
**D ABERDEEN INVESTMENT FUNDS 100% ASSET-ORIENTED INVESTMENT FUND	0	11.403	11.403
**D ABERDEEN INVESTMENT FUNDS 100% ASSET-ORIENTED INVESTMENT FUND	0	40.463	40.463
**D ABERDEEN INVESTMENT FUNDS 100% ASSET-ORIENTED INVESTMENT FUND	0	147.067	147.067
**D ABERDEEN INVESTMENT FUNDS 100% ASSET-ORIENTED INVESTMENT FUND	0	155.030	155.030
**D ABERDEEN INVESTMENT FUNDS 100% ASSET-ORIENTED INVESTMENT FUND	0	19.820	19.820
**D ABERDEEN INVESTMENT FUNDS 100% ASSET-ORIENTED INVESTMENT FUND	0	4.604	4.604
**D ABERDEEN INVESTMENT FUNDS 100% ASSET-ORIENTED INVESTMENT FUND	0	145.802	145.802
**D ABERDEEN INVESTMENT FUNDS 100% ASSET-ORIENTED INVESTMENT FUND	0	2.061.116	2.061.116
**D ABERDEEN INVESTMENT FUNDS 100% ASSET-ORIENTED INVESTMENT FUND	0	4.739	4.739
**D ABERDEEN INVESTMENT FUNDS 100% ASSET-ORIENTED INVESTMENT FUND	0	3.129.176	3.129.176

[illegible]

Azionisti;	1.827	Teste:
Azionisti in proprio:	0	Azionisti in delega:

## LISTA ESITO DELLE VOTAZIONI

Oggetto: 6. Sistema incentivante 2022 per i Consistenti Finanziari identificati come "Personale più rilevante"  
FAVOREVOLI

CONTO	PROPRIO	PROPRIO	PROPRIO
**D GLO SHAREHOLDERS LONG SHORT FUND VAPLE'S CORPORATE SERVICES LIMITED	948	0	948
**D THE DAVID A JOFFIELD INVESTMENT FUND LTD	2,432	0	2,432
**D MORGAN STANLEY INVESTMENT FUND LTD	886	0	886
**D CHRISTOPHER J VITALE INVESTMENT FUND LTD	450	0	450
**D MORGAN STANLEY INVESTMENT FUND LTD	1,027	0	1,027
**D FORTIS ASSOCIATES LLC C/O WALKERS CORPORATE LIMITED LONDON CORPORATE CENTRE	12,300	0	12,300
**D TWO STARS EQUITY INVESTMENT PORTFOLIO LLC C/O TWO STARS INVESTMENTS LP	10,057	0	10,057
**D AQR TAX ANNUAL DRIP FUND LONG SHORT EQUITY FUND LTD	650	0	650
**D AQR SINGAPORE INVESTMENT FUND MASTER ACCOUNT L.P. C/O AQR MANAGEMENT LLC	1,347	0	1,347
**D FORTIS LONDON INVESTMENT FUND LTD	482,337	0	482,337
**D AQR SELECT LONG SHORT EQUITY MASTER ACCOUNT TO CASH OF AQR CAPITAL MANAGEMENT LLC	67,110	0	67,110
**D AMUNDI FUND MANAGEMENT ITALY	393,000	0	393,000
**D AMUNDI FUND MANAGEMENT ITALY	13,810	0	13,810
**D AMUNDI FUND MANAGEMENT ITALY	5,350	0	5,350
**D AMUNDI FUND MANAGEMENT ITALY	129	0	129
**D AMUNDI FUND MANAGEMENT ITALY	542	0	542
**D AMUNDI FUND MANAGEMENT ITALY	173	0	173
**D AMUNDI FUND MANAGEMENT ITALY	646	0	646
**D AMUNDI FUND MANAGEMENT ITALY	160	0	160
**D AMUNDI FUND MANAGEMENT ITALY	174,000	0	174,000
**D AMUNDI FUND MANAGEMENT ITALY	7,607	0	7,607
**D AMUNDI FUND MANAGEMENT ITALY	104	0	104
**D AMUNDI FUND MANAGEMENT ITALY	73,000	0	73,000
**D AMUNDI FUND MANAGEMENT ITALY	3,383	0	3,383
**D AMUNDI FUND MANAGEMENT ITALY	4,807	0	4,807
**D AMUNDI FUND MANAGEMENT ITALY	3,968	0	3,968
**D AMUNDI FUND MANAGEMENT ITALY	7,365	0	7,365
**D AMUNDI FUND MANAGEMENT ITALY	2,917	0	2,917
**D AMUNDI FUND MANAGEMENT ITALY	3,692	0	3,692
**D AMUNDI FUND MANAGEMENT ITALY	132,602	0	132,602
**D AMUNDI FUND MANAGEMENT ITALY	13,875	0	13,875
**D AMUNDI FUND MANAGEMENT ITALY	4,573	0	4,573
**D AMUNDI FUND MANAGEMENT ITALY	222,242	0	222,242
**D AMUNDI FUND MANAGEMENT ITALY	22,480	0	22,480
**D AMUNDI FUND MANAGEMENT ITALY	43,572	0	43,572
**D AMUNDI FUND MANAGEMENT ITALY	64,520	0	64,520
**D AMUNDI FUND MANAGEMENT ITALY	3,293	0	3,293
**D AMUNDI FUND MANAGEMENT ITALY	520,000	0	520,000
**D AMUNDI FUND MANAGEMENT ITALY	804,856	0	804,856
**D AMUNDI FUND MANAGEMENT ITALY	6,560	0	6,560
**D AMUNDI FUND MANAGEMENT ITALY	31,865	0	31,865
**D AMUNDI FUND MANAGEMENT ITALY	10,034	0	10,034
**D AMUNDI FUND MANAGEMENT ITALY	4,775	0	4,775
**D AMUNDI FUND MANAGEMENT ITALY	7,407	0	7,407
**D AMUNDI FUND MANAGEMENT ITALY	11,474	0	11,474
**D AMUNDI FUND MANAGEMENT ITALY	408	0	408
**D AMUNDI FUND MANAGEMENT ITALY	1,327	0	1,327
**D AMUNDI FUND MANAGEMENT ITALY	15,352	0	15,352
**D AMUNDI FUND MANAGEMENT ITALY	4,626	0	4,626
**D AMUNDI FUND MANAGEMENT ITALY	44,039	0	44,039
**D AMUNDI FUND MANAGEMENT ITALY	42,101	0	42,101
**D AMUNDI FUND MANAGEMENT ITALY	26,328	0	26,328

Pagina 28

101.4 delega alla persona fisica sopra indicata con il numero della scheda magnetica

\*\*D delega alla persona fisica sopra indicata con il numero della scheda magnetica (conservativa)

PLI: rappresentanza legale alla società fisica sopra indicata con il numero della scheda magnetica

Azionisti: 1.827  
Azionisti in proprio: 0  
Azionisti in delega: 1.827

Totale: 1.827

## LISTA LISTO DELLE VOTAZIONE

Oggetto: 6. Sistema incentivante 2022 per i Consulenti Finanziari identificati come "Personale più rilevante"  
FAVOREVOLI

Cognome	Tot. Voti	Proporzio	Delega
**D AMORE FMS GIOV MULT ASSO CONSERVATIVE	98.444	0	98.444
**D AMORI FUND LERO XLVII ASSAI LARGELY INC	26.147	0	26.147
**D LCP GLOBAL FINTECH	525.000	0	525.000
**D AMORI MSCI EUROPE ESG UNIVERSAL SELECT	233	0	233
**D AMORI MSCI EMU ESG UNIVERSAL SELECT	2.832	0	2.832
**D AMORI MSCI WORLD ESG UNIVERSAL SELECT	103	0	103
**D AMORI MSCI WORLD CIVILIAN PARS ALC PAR	2.442	0	2.442
**D AMORI MSCI EUROPE CLIMATE PARIS ALLIANCE PAR	456	0	456
**D AMORI EURO STOXX CLIMATE PARIS ALLIANCE PAR	1.083	0	1.083
**D AMORI EURO STOXX CLIMATE PARIS ALLIANCE PAR	233.703	0	233.703
**D AMORI EURO STOXX CLIMATE PARIS ALLIANCE PAR	48.335	0	48.335
**D AMORI EURO STOXX CLIMATE PARIS ALLIANCE PAR	21.122	0	21.122
**D AMORI EURO STOXX CLIMATE PARIS ALLIANCE PAR	44.092	0	44.092
**D AMORI EURO STOXX CLIMATE PARIS ALLIANCE PAR	11.307	0	11.307
**D AMORI EURO STOXX CLIMATE PARIS ALLIANCE PAR	743.966	0	743.966
**D AMORI EURO STOXX CLIMATE PARIS ALLIANCE PAR	5.947	0	5.947
**D AMORI EURO STOXX CLIMATE PARIS ALLIANCE PAR	83.887	0	83.887
**D AMORI EURO STOXX CLIMATE PARIS ALLIANCE PAR	305.684	0	305.684
**D AMORI EURO STOXX CLIMATE PARIS ALLIANCE PAR	1.526.971	0	1.526.971
**D AMORI EURO STOXX CLIMATE PARIS ALLIANCE PAR	8.626	0	8.626
**D AMORI EURO STOXX CLIMATE PARIS ALLIANCE PAR	700.946	0	700.946
**D AMORI EURO STOXX CLIMATE PARIS ALLIANCE PAR	21.129	0	21.129
**D AMORI EURO STOXX CLIMATE PARIS ALLIANCE PAR	2.844.055	0	2.844.055
**D AMORI EURO STOXX CLIMATE PARIS ALLIANCE PAR	613.997	0	613.997
**D AMORI EURO STOXX CLIMATE PARIS ALLIANCE PAR	313.161	0	313.161
**D AMORI EURO STOXX CLIMATE PARIS ALLIANCE PAR	21.461	0	21.461
**D AMORI EURO STOXX CLIMATE PARIS ALLIANCE PAR	2.852	0	2.852
**D AMORI EURO STOXX CLIMATE PARIS ALLIANCE PAR	3.698	0	3.698
**D AMORI EURO STOXX CLIMATE PARIS ALLIANCE PAR	54.090	0	54.090
**D AMORI EURO STOXX CLIMATE PARIS ALLIANCE PAR	1.744.041	0	1.744.041
**D AMORI EURO STOXX CLIMATE PARIS ALLIANCE PAR	323.580	0	323.580
**D AMORI EURO STOXX CLIMATE PARIS ALLIANCE PAR	706.927	0	706.927
**D AMORI EURO STOXX CLIMATE PARIS ALLIANCE PAR	1.626	0	1.626
**D AMORI EURO STOXX CLIMATE PARIS ALLIANCE PAR	44.959	0	44.959
**D AMORI EURO STOXX CLIMATE PARIS ALLIANCE PAR	706.597	0	706.597
**D AMORI EURO STOXX CLIMATE PARIS ALLIANCE PAR	30.000	0	30.000
**D AMORI EURO STOXX CLIMATE PARIS ALLIANCE PAR	6.800	0	6.800
**D AMORI EURO STOXX CLIMATE PARIS ALLIANCE PAR	73.216	0	73.216
**D AMORI EURO STOXX CLIMATE PARIS ALLIANCE PAR	76.615	0	76.615
**D AMORI EURO STOXX CLIMATE PARIS ALLIANCE PAR	105.000	0	105.000
**D AMORI EURO STOXX CLIMATE PARIS ALLIANCE PAR	28.000	0	28.000
**D AMORI EURO STOXX CLIMATE PARIS ALLIANCE PAR	12.985	0	12.985
**D AMORI EURO STOXX CLIMATE PARIS ALLIANCE PAR	16.905	0	16.905
**D AMORI EURO STOXX CLIMATE PARIS ALLIANCE PAR	52.566	0	52.566
**D AMORI EURO STOXX CLIMATE PARIS ALLIANCE PAR	260.566	0	260.566
**D AMORI EURO STOXX CLIMATE PARIS ALLIANCE PAR	340.000	0	340.000
**D AMORI EURO STOXX CLIMATE PARIS ALLIANCE PAR	11.740	0	11.740
**D AMORI EURO STOXX CLIMATE PARIS ALLIANCE PAR	132.651	0	132.651
**D AMORI EURO STOXX CLIMATE PARIS ALLIANCE PAR	340.000	0	340.000
**D AMORI EURO STOXX CLIMATE PARIS ALLIANCE PAR	11.568	0	11.568
**D AMORI EURO STOXX CLIMATE PARIS ALLIANCE PAR	23.106	0	23.106
**D AMORI EURO STOXX CLIMATE PARIS ALLIANCE PAR	23.805	0	23.805



Pagina 29

1.827 1.827 0 Azionisti in delega:  
1.827 1.827 0 Azionisti in delega:  
1.827 1.827 0 Azionisti in delega:

Azionisti:  
Azionisti in proprio:

1.827 1.827 0 Azionisti in delega:

1.827 1.827 0 Azionisti in delega:

1.827 1.827 0 Azionisti in delega:

Pagina 29

1.827 1.827 0 Azionisti in delega:  
1.827 1.827 0 Azionisti in delega:  
1.827 1.827 0 Azionisti in delega:

Azionisti:  
Azionisti in proprio:

1.827 1.827 0 Azionisti in delega:

1.827 1.827 0 Azionisti in delega:

1.827 1.827 0 Azionisti in delega:

## LISTA ESITO DELLE VOCAZIONI

Oggetto: 6. Sistema incentivante 2022 per i Consiglieri Finanziari identificati come 'Personale più rilevante' FAVOREVOLI

COGNOME	Tot. Voti	Proprio	Delega
**2 ROSS SPAC INDEX FUTU	65.276	0	65.276
**2 AP ACTIONS 1 BURS	28.050	0	28.050
**2 APRCO LONG TERM E	183.113	0	183.113
**2 PCF CARB LNG	78.391	0	78.391
**2 TOCQUEVILLE TENANCE TNR	17.902	0	17.902
**2 TOCQUEVILLE STIVER AGE IRR	196.881	0	196.881
**2 PCF BOLASON 7	77.330	0	77.330
**2 STAR PASTERS	20.602	0	20.602
**2 STAR BOLDEN	9.462	0	9.462
**2 ESSEC EV EURO PME	9.962	0	9.962
**2 SARFAN EXTRE SCI FATIONS EUROPE ESGI	34.333	0	34.333
**2 SARFAN TWANOR FATIONS EUROPE ESGI	8.056	0	8.056
**2 FORSE OBSERVAT CLIMA' ACTIONS	111.683	0	111.683
**2 ALLOCATIONS INVEST EQUITY CORE	11.631	0	11.631
**2 LP ACTIONS EURO	65.835	0	65.835
**2 DEL TOUTOY RENTY ASG	121.134	0	121.134
**2 CROUFAVA CR AVENIR TORG	72.000	0	72.000
**2 GROUFAVA CR TOTAL ALLIANCE ALL ONE EUROPE	211.063	0	211.063
**2 A.A. CANTRAM DIVERSILE	8.562	0	8.562
**2 PCF GROUFAVA SEMD TSP	1.618	0	1.618
**2 MORIO EQUITIES	7.236	0	7.236
**2 GLOBAL MGMT ASSET RRS	95.879	0	95.879
**2 S CAVARAC ACTIONS EURO	157.366	0	157.366
**2 APRCO QUANT 2	9.963	0	9.963
**2 AP ACTIONS 3 MIN VOL	13.724	0	13.724
**2 CONCORDE 96 (ACTION EURO)	70.031	0	70.031
**2 REAC ACTIONS (ACTION EURO)	21.339	0	21.339
**2 EL PREVOYANCE (ACTIONS EUROPE)	12.507	0	12.507
**2 PEP PROG (ACTIONS EUROPE)	58.889	0	58.889
**2 PC CARB.MKG (ACTIONS EURO)	236.804	0	236.804
**2 CO-ASSIST PROFIL 92 ACTIONS EUR	33.519	0	33.519
**2 CARSP DIVERSITE ACTION EURO	21.817	0	21.817
**2 IONALANERGIUS DIVERGENT VOUTIBAS ET SOLIDAIRE	50.117	0	50.117
**2 NECHITE VIE OPPORTUNITES	31.573	0	31.573
**2 KORTIAS	58.445	0	58.445
**2 EYFOND EURO SUSTAINABLE RENOVOL	145.836	0	145.836
**2 JSEC EUROPE SMALL & MID CAP	123.239	0	123.239
**2 JSEC EURO PME	113.882	0	113.882
**2 ASSUTOX	7.771	0	7.771
**2 AVUDY ACTIONS FUTURS IER	2.100.000	0	2.100.000
**2 AVUNDI ALL FEA S F 500 UCITS E	4.662.891	0	4.662.891
**2 GROUFAVA AVENIR EURO	21.500	0	21.500
**2 UFI EURO UTOG TSP	903.637	0	903.637
**2 TOCQUEVILLE CROISSANCE EURO JS	947	0	947
**2 AVUNDI NEST WORLD CLIMATE PAR-S M.P.BN	1.700.809	0	1.700.809
**2 CTR STIVER AGE FICHE COR	22.609	0	22.609
**2 MIOY EURO-ANG HAUT RENDEMENT	1.101	0	1.101
**2 AVUDY ACTIONS ASIE SMARI	38.409	0	38.409
**2 AVUDY PROTECTOR	429.566	0	429.566
**2 BUNDE ACTIONS PME	233	0	233
**2 BUNDE STRATEGIS ACTIONS EUROPE RISK PARITY	47.935	0	47.935
**2 GROUFAVA EUROPE EQUITYLS	9.166	0	9.166
**2 AVUNDY TRANSMISSION PATRIMOINE		0	

Pagina 30

DE: delega alla persona fisica sopra indicata con il numero della scheda magnetica  
 \*\*0 delega alla persona fisica sopra indicata con il numero della scheda magnetica (votazione effettuata in a postulare assillia)  
 RI: rappresentanza legale alla persona fisica sopra indicata con il numero della scheda magnetica

1.827 Teste:  
 0 Azionisti in delega:

Azionisti:  
 Azionisti in proprio:

## LISTA RISULTATO DELLE VOTAZIONI

Oggetto: 6. Sistema incentivante 2022 per i Consulenti Finanziari identificati come "Personale più rilevante" FAVOREVOLI

Cognome	Tot. Voti	Proprio	Delega
**D ANGLADE EQUITY EURO CONSERVATIVE	217.676	0	217.676
**D CFA EUROPEAN FRONTIER ESG	45.377	0	45.377
**D ALCELIUM EUROPEA EUROPE	120.000	0	120.000
**D STORFUTUR GLOBAL INNOVATION	8.450	0	8.450
**D SCORPUS FUND 75 INNOVATION	66.513	0	66.513
**D UNICA S&P EURO QUALITY	705.136	0	705.136
**D CNP ASSUR EUROPE CANDLEMAN	142.430	0	142.430
**D ERM SICAV - EQUITY EURO SCORPUS	75.110	0	75.110
**D FPA S-CAV - EUROPE MIDCAPS	117.073	0	117.073
**D ERM S-CAV - EURO SUSTAINABLE EQUITY	374.650	0	374.650
**D FORTIS	11.100	0	11.100
**D EDWARDS ROUSSELLO ASSET MANAGEMENT (CDNAV)	51.806	0	51.806
**D VITERS CRESCENDO 2	4.292	0	4.292
**D ABBIN AVTO FUND	40.650	0	40.650
**D TOTAL INVESTMENTAL EX U.S. INDEX MASTER PORTFOLIO OF MASTER TRV	639.515	0	639.515
**D RICHARD A. CHALLETZ RENOVABLE TRUST	31.371	0	31.371
**D RICHARD A. CHALLETZ RENOVABLE TRUST	25.006	0	25.006
**D TSHARPS MSCF EUROPE INTERNATIONAL INDEX FUND	315.587	0	315.587
**D TSHARPS MSCF EUROPE INTERNATIONAL INDEX FUND	153.932	0	153.932
**D TSHARPS MSCF EUROPE INTERNATIONAL INDEX FUND	95.362	0	95.362
**D TSHARPS MSCF EUROPE INTERNATIONAL INDEX FUND	83.181	0	83.181
**D TSHARPS MSCF EUROPE INTERNATIONAL INDEX FUND	747.965	0	747.965
**D TSHARPS MSCF EUROPE INTERNATIONAL INDEX FUND	117.603	0	117.603
**D TSHARPS MSCF EUROPE INTERNATIONAL INDEX FUND	866.164	0	866.164
**D TSHARPS MSCF EUROPE INTERNATIONAL INDEX FUND	2.011.560	0	2.011.560
**D TSHARPS MSCF EUROPE INTERNATIONAL INDEX FUND	2.072	0	2.072
**D TSHARPS MSCF EUROPE INTERNATIONAL INDEX FUND	21.411	0	21.411
**D TSHARPS MSCF EUROPE INTERNATIONAL INDEX FUND	632.453	0	632.453
**D TSHARPS MSCF EUROPE INTERNATIONAL INDEX FUND	816.026	0	816.026
**D TSHARPS MSCF EUROPE INTERNATIONAL INDEX FUND	25.390	0	25.390
**D TSHARPS MSCF EUROPE INTERNATIONAL INDEX FUND	353.630	0	353.630
**D TSHARPS MSCF EUROPE INTERNATIONAL INDEX FUND	519.076	0	519.076
**D TSHARPS MSCF EUROPE INTERNATIONAL INDEX FUND	726	0	726
**D TSHARPS MSCF EUROPE INTERNATIONAL INDEX FUND	21.457	0	21.457
**D TSHARPS MSCF EUROPE INTERNATIONAL INDEX FUND	3.212.369	0	3.212.369
**D TSHARPS MSCF EUROPE INTERNATIONAL INDEX FUND	461.476	0	461.476
**D TSHARPS MSCF EUROPE INTERNATIONAL INDEX FUND	206.903	0	206.903
**D TSHARPS MSCF EUROPE INTERNATIONAL INDEX FUND	4.846	0	4.846
**D TSHARPS MSCF EUROPE INTERNATIONAL INDEX FUND	142.162	0	142.162
**D TSHARPS MSCF EUROPE INTERNATIONAL INDEX FUND	12.683	0	12.683
**D TSHARPS MSCF EUROPE INTERNATIONAL INDEX FUND	1.418	0	1.418
**D TSHARPS MSCF EUROPE INTERNATIONAL INDEX FUND	92.777	0	92.777
**D TSHARPS MSCF EUROPE INTERNATIONAL INDEX FUND	651.339	0	651.339
**D TSHARPS MSCF EUROPE INTERNATIONAL INDEX FUND	714	0	714
**D TSHARPS MSCF EUROPE INTERNATIONAL INDEX FUND	7.570	0	7.570
**D TSHARPS MSCF EUROPE INTERNATIONAL INDEX FUND	133.487	0	133.487
**D TSHARPS MSCF EUROPE INTERNATIONAL INDEX FUND	1.872	0	1.872
**D TSHARPS MSCF EUROPE INTERNATIONAL INDEX FUND	2.133	0	2.133
**D TSHARPS MSCF EUROPE INTERNATIONAL INDEX FUND	1.584.269	0	1.584.269
**D TSHARPS MSCF EUROPE INTERNATIONAL INDEX FUND	63.647	0	63.647
**D TSHARPS MSCF EUROPE INTERNATIONAL INDEX FUND	2.007	0	2.007
**D TSHARPS MSCF EUROPE INTERNATIONAL INDEX FUND	61.685	0	61.685

Pagina 31

Dati delega alla persona fisica sopra indicata con il numero della scheda magnetica

Dati delega alla persona fisica sopra indicata con il numero della scheda magnetica (conferma l'attribuzione della delega)

Rappresentanza legale alla persona fisica sopra indicata con il numero della scheda magnetica

Azionisti: 1.827  
Azionisti in proprio: 0  
Azionisti in delega: 1.827





# LISTA ESITO DELL'E. VOCAZIONE

Oggetto: 6. Sistema incentivante 2022 per i Consulenti Finanziari identificati come "Personale più rilevante" FAVOREVOLI

Codice	Tit. Voti	Proprio	Delega
**D DWS INVESTMENT CREB FOR WAS QI EUROPEAN EQUITY	29.344	0	29.344
**D DWS INVESTMENT GRTI FOR MULTINDEX EQUITY FUND	4.980	0	4.980
**D STATE STREET GLOBAL ADVISORS MIXEDBOND SCNAV	195.536	0	195.536
**D KRAEMER	968.512	0	968.512
**D GOLDMAN SACHS FUNDS	2.454	0	2.454
**D DWS INVESTMENT SA FOR ARABO JES RELATIONS	15.676	0	15.676
**D DWS INVESTMENT SA FOR ARABO JES RELATIONS	72.330	0	72.330
**D DWS INVESTMENT SA FOR ARABO JES RELATIONS	14.881	0	14.881
**D DWS INVESTMENT SA FOR ARABO JES RELATIONS	50.000	0	50.000
**D DWS INVESTMENT SA FOR ARABO JES RELATIONS	3.458.899	0	3.458.899
**D DWS INVESTMENT SA FOR ARABO JES RELATIONS	32.234	0	32.234
**D DWS INVESTMENT SA FOR ARABO JES RELATIONS	1.168.215	0	1.168.215
**D DWS INVESTMENT SA FOR ARABO JES RELATIONS	2.104.920	0	2.104.920
**D DWS INVESTMENT SA FOR ARABO JES RELATIONS	21.408	0	21.408
**D DWS INVESTMENT SA FOR ARABO JES RELATIONS	16.264	0	16.264
**D DWS INVESTMENT SA FOR ARABO JES RELATIONS	33.871	0	33.871
**D DWS INVESTMENT SA FOR ARABO JES RELATIONS	23.907	0	23.907
**D DWS INVESTMENT SA FOR ARABO JES RELATIONS	2.656	0	2.656
**D DWS INVESTMENT SA FOR ARABO JES RELATIONS	71.470	0	71.470
**D DWS INVESTMENT SA FOR ARABO JES RELATIONS	8.101	0	8.101
**D DWS INVESTMENT SA FOR ARABO JES RELATIONS	34.068	0	34.068
**D DWS INVESTMENT SA FOR ARABO JES RELATIONS	16.590	0	16.590
**D DWS INVESTMENT SA FOR ARABO JES RELATIONS	23.669	0	23.669
**D DWS INVESTMENT SA FOR ARABO JES RELATIONS	122.171	0	122.171
**D DWS INVESTMENT SA FOR ARABO JES RELATIONS	1.698	0	1.698
**D DWS INVESTMENT SA FOR ARABO JES RELATIONS	1.800	0	1.800
**D DWS INVESTMENT SA FOR ARABO JES RELATIONS	2.020	0	2.020
**D DWS INVESTMENT SA FOR ARABO JES RELATIONS	33.313	0	33.313
**D DWS INVESTMENT SA FOR ARABO JES RELATIONS	24.035	0	24.035
**D DWS INVESTMENT SA FOR ARABO JES RELATIONS	27.403	0	27.403
**D DWS INVESTMENT SA FOR ARABO JES RELATIONS	304.711	0	304.711
**D DWS INVESTMENT SA FOR ARABO JES RELATIONS	89.148	0	89.148
**D DWS INVESTMENT SA FOR ARABO JES RELATIONS	946.174	0	946.174
**D DWS INVESTMENT SA FOR ARABO JES RELATIONS	19.106	0	19.106
**D DWS INVESTMENT SA FOR ARABO JES RELATIONS	18.000	0	18.000
**D DWS INVESTMENT SA FOR ARABO JES RELATIONS	54.425	0	54.425
**D DWS INVESTMENT SA FOR ARABO JES RELATIONS	265.038	0	265.038
**D DWS INVESTMENT SA FOR ARABO JES RELATIONS	639	0	639
**D DWS INVESTMENT SA FOR ARABO JES RELATIONS	153.540	0	153.540
**D DWS INVESTMENT SA FOR ARABO JES RELATIONS	98.607	0	98.607
**D DWS INVESTMENT SA FOR ARABO JES RELATIONS	2.146	0	2.146
**D DWS INVESTMENT SA FOR ARABO JES RELATIONS	30.234	0	30.234
**D DWS INVESTMENT SA FOR ARABO JES RELATIONS	873.529	0	873.529
**D DWS INVESTMENT SA FOR ARABO JES RELATIONS	22.893	0	22.893
**D DWS INVESTMENT SA FOR ARABO JES RELATIONS	1.432	0	1.432
**D DWS INVESTMENT SA FOR ARABO JES RELATIONS	344	0	344
**D DWS INVESTMENT SA FOR ARABO JES RELATIONS	636	0	636
**D DWS INVESTMENT SA FOR ARABO JES RELATIONS	34.431	0	34.431
**D DWS INVESTMENT SA FOR ARABO JES RELATIONS	17.283	0	17.283
**D DWS INVESTMENT SA FOR ARABO JES RELATIONS	24.766	0	24.766
**D DWS INVESTMENT SA FOR ARABO JES RELATIONS	4.678.981	0	4.678.981
**D DWS INVESTMENT SA FOR ARABO JES RELATIONS	631.955	0	631.955



Pagina 33

DE\* delega alla persona fisica sopra indicata con il numero della scheda magnetica  
 \*\*D delega alla persona fisica sopra indicata con il numero della scheda magnetica (votatore effettivo alla poliazione assistita)  
 RL\* rappresenta il totale legale, alla persona fisica sopra indicata con il numero della scheda magnetica

Azionisti: 1.827 Teste: 1.827  
 Azionisti in proprio: 0 Azionisti in delega: 1.827

**Oggetto: 6. Sistema incentivante 2022 per i Consulenti Finanziari identificati come "Personale più rilevante FAVOREVOLI"**

[illegible]

## LISTA ESITO DELLE VOTAZIONI

Oggetto: 6. Sistema incentivante 2022 per i Consulenti Finanziari identificati come "Personale più rilevante" FAVOREVOLI

Cognome	Tot. Voti	Proprio	Delega
**D DERIVENT GLOBAL STOCK PORTFOLIO	25.539	0	25.539
**D DERIVENT CORE INTERNATIONAL EQUITY FUND	36.045	0	36.045
**D DERIVENT INTERNATIONAL INDEX PORTFOLIO	5.996	0	5.996
**C DMS INVESTMENT BOND FOR DERIVENT SEC GRC	1.144	0	1.144
**C DMS LONGS CPT	5.300	0	5.300
**D DIVERSIFIED INTERNATIONAL ALLOCATION PORTFOLIO	90.308	0	90.308
**D DIVERSIFIED EXCHANGE TRADED FUNDS PRINCIPAL INTERNATIONAL ADAPTIVE MULTI-FACOR LTD	864	0	864
**D DIVERSIFIED EXCHANGE TRADED FUNDS PRINCIPAL INTERNATIONAL ADAPTIVE MULTI-FACOR LTD	2.632	0	2.632
**D DIVERSIFIED EXCHANGE TRADED FUNDS PRINCIPAL INTERNATIONAL ADAPTIVE MULTI-FACOR LTD	24.493	0	24.493
**D DIVERSIFIED EXCHANGE TRADED FUNDS PRINCIPAL INTERNATIONAL ADAPTIVE MULTI-FACOR LTD	1.766	0	1.766
**D DIVERSIFIED EXCHANGE TRADED FUNDS PRINCIPAL INTERNATIONAL ADAPTIVE MULTI-FACOR LTD	250.266	0	250.266
**D DIVERSIFIED EXCHANGE TRADED FUNDS PRINCIPAL INTERNATIONAL ADAPTIVE MULTI-FACOR LTD	5.743	0	5.743
**D DIVERSIFIED EXCHANGE TRADED FUNDS PRINCIPAL INTERNATIONAL ADAPTIVE MULTI-FACOR LTD	124.541	0	124.541
**D DIVERSIFIED EXCHANGE TRADED FUNDS PRINCIPAL INTERNATIONAL ADAPTIVE MULTI-FACOR LTD	308.398	0	308.398
**D DIVERSIFIED EXCHANGE TRADED FUNDS PRINCIPAL INTERNATIONAL ADAPTIVE MULTI-FACOR LTD	8.163	0	8.163
**D DIVERSIFIED EXCHANGE TRADED FUNDS PRINCIPAL INTERNATIONAL ADAPTIVE MULTI-FACOR LTD	38.884	0	38.884
**D DIVERSIFIED EXCHANGE TRADED FUNDS PRINCIPAL INTERNATIONAL ADAPTIVE MULTI-FACOR LTD	2.257	0	2.257
**D DIVERSIFIED EXCHANGE TRADED FUNDS PRINCIPAL INTERNATIONAL ADAPTIVE MULTI-FACOR LTD	32.891	0	32.891
**D DIVERSIFIED EXCHANGE TRADED FUNDS PRINCIPAL INTERNATIONAL ADAPTIVE MULTI-FACOR LTD	20.947	0	20.947
**D DIVERSIFIED EXCHANGE TRADED FUNDS PRINCIPAL INTERNATIONAL ADAPTIVE MULTI-FACOR LTD	5.361	0	5.361
**D DIVERSIFIED EXCHANGE TRADED FUNDS PRINCIPAL INTERNATIONAL ADAPTIVE MULTI-FACOR LTD	1.301.826	0	1.301.826
**D DIVERSIFIED EXCHANGE TRADED FUNDS PRINCIPAL INTERNATIONAL ADAPTIVE MULTI-FACOR LTD	154.807	0	154.807
**D DIVERSIFIED EXCHANGE TRADED FUNDS PRINCIPAL INTERNATIONAL ADAPTIVE MULTI-FACOR LTD	91.674	0	91.674
**D DIVERSIFIED EXCHANGE TRADED FUNDS PRINCIPAL INTERNATIONAL ADAPTIVE MULTI-FACOR LTD	24.227	0	24.227
**D DIVERSIFIED EXCHANGE TRADED FUNDS PRINCIPAL INTERNATIONAL ADAPTIVE MULTI-FACOR LTD	23.101	0	23.101
**D DIVERSIFIED EXCHANGE TRADED FUNDS PRINCIPAL INTERNATIONAL ADAPTIVE MULTI-FACOR LTD	40.352	0	40.352
**D DIVERSIFIED EXCHANGE TRADED FUNDS PRINCIPAL INTERNATIONAL ADAPTIVE MULTI-FACOR LTD	177.144	0	177.144
**D DIVERSIFIED EXCHANGE TRADED FUNDS PRINCIPAL INTERNATIONAL ADAPTIVE MULTI-FACOR LTD	209.324	0	209.324
**D DIVERSIFIED EXCHANGE TRADED FUNDS PRINCIPAL INTERNATIONAL ADAPTIVE MULTI-FACOR LTD	16.709	0	16.709
**D DIVERSIFIED EXCHANGE TRADED FUNDS PRINCIPAL INTERNATIONAL ADAPTIVE MULTI-FACOR LTD	120.783	0	120.783
**D DIVERSIFIED EXCHANGE TRADED FUNDS PRINCIPAL INTERNATIONAL ADAPTIVE MULTI-FACOR LTD	343.870	0	343.870
**D DIVERSIFIED EXCHANGE TRADED FUNDS PRINCIPAL INTERNATIONAL ADAPTIVE MULTI-FACOR LTD	14.073	0	14.073
**D DIVERSIFIED EXCHANGE TRADED FUNDS PRINCIPAL INTERNATIONAL ADAPTIVE MULTI-FACOR LTD	93.586	0	93.586
**D DIVERSIFIED EXCHANGE TRADED FUNDS PRINCIPAL INTERNATIONAL ADAPTIVE MULTI-FACOR LTD	214.030	0	214.030
**D DIVERSIFIED EXCHANGE TRADED FUNDS PRINCIPAL INTERNATIONAL ADAPTIVE MULTI-FACOR LTD	3.489.793	0	3.489.793
**D DIVERSIFIED EXCHANGE TRADED FUNDS PRINCIPAL INTERNATIONAL ADAPTIVE MULTI-FACOR LTD	1.682.059	0	1.682.059
**D DIVERSIFIED EXCHANGE TRADED FUNDS PRINCIPAL INTERNATIONAL ADAPTIVE MULTI-FACOR LTD	526.955	0	526.955
**D DIVERSIFIED EXCHANGE TRADED FUNDS PRINCIPAL INTERNATIONAL ADAPTIVE MULTI-FACOR LTD	2.155	0	2.155
**D DIVERSIFIED EXCHANGE TRADED FUNDS PRINCIPAL INTERNATIONAL ADAPTIVE MULTI-FACOR LTD	323.280	0	323.280
**D DIVERSIFIED EXCHANGE TRADED FUNDS PRINCIPAL INTERNATIONAL ADAPTIVE MULTI-FACOR LTD	21.940	0	21.940
**D DIVERSIFIED EXCHANGE TRADED FUNDS PRINCIPAL INTERNATIONAL ADAPTIVE MULTI-FACOR LTD	21.086	0	21.086
**D DIVERSIFIED EXCHANGE TRADED FUNDS PRINCIPAL INTERNATIONAL ADAPTIVE MULTI-FACOR LTD	14.030	0	14.030
**D DIVERSIFIED EXCHANGE TRADED FUNDS PRINCIPAL INTERNATIONAL ADAPTIVE MULTI-FACOR LTD	756.907	0	756.907
**D DIVERSIFIED EXCHANGE TRADED FUNDS PRINCIPAL INTERNATIONAL ADAPTIVE MULTI-FACOR LTD	513.576	0	513.576
**D DIVERSIFIED EXCHANGE TRADED FUNDS PRINCIPAL INTERNATIONAL ADAPTIVE MULTI-FACOR LTD	79.404	0	79.404
**D DIVERSIFIED EXCHANGE TRADED FUNDS PRINCIPAL INTERNATIONAL ADAPTIVE MULTI-FACOR LTD	10.638	0	10.638
**D DIVERSIFIED EXCHANGE TRADED FUNDS PRINCIPAL INTERNATIONAL ADAPTIVE MULTI-FACOR LTD	60.258	0	60.258
**D DIVERSIFIED EXCHANGE TRADED FUNDS PRINCIPAL INTERNATIONAL ADAPTIVE MULTI-FACOR LTD	859	0	859
**D DIVERSIFIED EXCHANGE TRADED FUNDS PRINCIPAL INTERNATIONAL ADAPTIVE MULTI-FACOR LTD	4.020	0	4.020
**D DIVERSIFIED EXCHANGE TRADED FUNDS PRINCIPAL INTERNATIONAL ADAPTIVE MULTI-FACOR LTD	134.777	0	134.777
**D DIVERSIFIED EXCHANGE TRADED FUNDS PRINCIPAL INTERNATIONAL ADAPTIVE MULTI-FACOR LTD	15.460	0	15.460
**D DIVERSIFIED EXCHANGE TRADED FUNDS PRINCIPAL INTERNATIONAL ADAPTIVE MULTI-FACOR LTD	108.256	0	108.256



Pagina 35

1) Ditt. delega alla persona di cui sopra indicata con il numero della scheda nominale

1.827 \*\*D delega alla persona di cui sopra indicata con il numero della scheda nominale (votazione effettuata alla postazione assistita)

RL\* rappresentanza legale alla persona di cui sopra indicata con il numero della scheda nominale

Azionisti: 1.827 Teste: 0  
 Azionisti in proprio: 0 Azionisti in delega:

## LISTA ESITO DELLE VOTAZIONI

Oggetto: 6. Sistema incentivante 2022 per i Consulenti Finanziari Identificati come "Personale più rilevante" FAVOREVOLI

Cognome	Proprio	OT. Vota	Delega
**D JANE DIMENSIONAL INTERNATIONAL CORE EQUITY FUND	0	10.895	10.895
**D STATE STREET GLOBAL ALL CAP EQUITY LEAD INDEX PORTFOLIO	0	95.472	95.472
**D STATE STREET INTERNATIONAL DEVELOPED EQUITY INDEX PORTFOLIO	0	160.718	160.718
**D COUNTY OF LOS ANGELES DEFERRED COMPENSATION AND RETIRE PLAN	0	19.330	19.330
**D CANTO EUROPEAN GROWTH FUND	0	1.630.597	1.630.597
**D AVANAS PUBLIC EMPLOYERS RETIREMENT SYSTEM	0	836.460	836.460
**D CATHAN ISLANDER CHAMBER OF COMMERCE FUNDATION FUND	0	3.353	3.353
**D ORANMORE PUBLIC TRUSTED COMPANY	0	9.927	9.927
**D FRANK RUSSEL INSTITUTIONAL FUNDS SFC	0	4.538	4.538
**D POLICE VETERAN MANAGER FUNDSEPC	0	37.949	37.949
**D TREVISO VI INTERNATIONAL GROWTHFUND	0	1.934.330	1.934.330
**D ORANGE COUNTY EMPLOYEES RETIREMENT SYSTEM	0	92.428	92.428
**D ROSSALL INVESTMENT COMPANY V LLC	0	10.864	10.864
**D SPANISH SERIES TRUST SA RULLI MARABEC INTERNATIONAL EQUITY PORTF	0	72.324	72.324
**D SUMMITRIA SERIES TRUST SA RACKSTOCK VCP GLOBAL MULTI ASSET FUND	0	185	185
**D SUMMITRIA SERIES TRUST SA SCHROEDER VCP GLOBAL ALLOCATION PORT	0	57.390	57.390
**D SUMMITRIA SERIES TRUST SA INTERNATIONAL LINER PORTFOLIO	0	27.269	27.269
**D JBL JPMORGAN GLOBAL ALLOCATION FUND	0	1.397	1.397
**D JBL INTERNATIONAL CORE EQUITY FUND	0	4.137	4.137
**D SUMMITRIA SERIES TRUST SA VIVANTIFIED BALANCED PORTFOLIO	0	1.116	1.116
**D JBL BROAD MSCI WORLD INDEX FUND	0	4.246	4.246
**D TARGET ONE EQUITY GROWTH PORTFOLIO	0	2.872	2.872
**D TARGET ONE EQUITY GROWTH PORTFOLIO	0	4.137	4.137
**D TARGET ONE EQUITY GROWTH PORTFOLIO	0	11.629	11.629
**D TARGET ONE EQUITY GROWTH PORTFOLIO	0	12.656	12.656
**D TARGET ONE EQUITY GROWTH PORTFOLIO	0	724	724
**D TARGET ONE EQUITY GROWTH PORTFOLIO	0	7.341	7.341
**D TARGET ONE EQUITY GROWTH PORTFOLIO	0	257.636	257.636
**D WILLIAM BLAIR INSTITUTIONAL INTERNATIONAL GROWTH FUND	0	216.564	216.564
**D WILLIAM BLAIR COLLECTIVE INVESTMENT TRUST	0	1.442	1.442
**D TARGET ONE BALANCED INCOME PORTFOLIO	0	9.659	9.659
**D TARGET ONE BALANCED INCOME PORTFOLIO	0	6.199	6.199
**D SCOTIA RESPONSIBLE INVESTING INTERNATIONAL EQUITY INDEX FUND	0	362	362
**D WILLIAM BLAIR INTERNATIONAL GROWTH FUND	0	423.036	423.036
**D AMERICAN FUNDS INSURANCE SERIESGLOBAL GROWTH FUND	0	893.000	893.000
**D AMERICAN FUNDS INSURANCE SERIESGLOBAL GROWTH AND INCOME FUND	0	134.386	134.386
**D AMERICAN FUNDS INSURANCE SERIESGLOBAL GROWTH AND INCOME FUND	0	34.938	34.938
**D AMERICAN FUNDS INSURANCE SERIESGLOBAL GROWTH AND INCOME FUND	0	531	531
**D AMERICAN FUNDS INSURANCE SERIESGLOBAL GROWTH AND INCOME FUND	0	320.947	320.947
**D AMERICAN FUNDS INSURANCE SERIESGLOBAL GROWTH AND INCOME FUND	0	557.549	557.549
**D AMERICAN FUNDS INSURANCE SERIESGLOBAL GROWTH AND INCOME FUND	0	8.366	8.366
**D AMERICAN FUNDS INSURANCE SERIESGLOBAL GROWTH AND INCOME FUND	0	1.211.135	1.211.135
**D AMERICAN FUNDS INSURANCE SERIESGLOBAL GROWTH AND INCOME FUND	0	2.977.000	2.977.000
**D AMERICAN FUNDS INSURANCE SERIESGLOBAL GROWTH AND INCOME FUND	0	13.043	13.043
**D AMERICAN FUNDS INSURANCE SERIESGLOBAL GROWTH AND INCOME FUND	0	330.300	330.300
**D AMERICAN FUNDS INSURANCE SERIESGLOBAL GROWTH AND INCOME FUND	0	102.480	102.480
**D AMERICAN FUNDS INSURANCE SERIESGLOBAL GROWTH AND INCOME FUND	0	194.286	194.286
**D AMERICAN FUNDS INSURANCE SERIESGLOBAL GROWTH AND INCOME FUND	0	68.285	68.285
**D AMERICAN FUNDS INSURANCE SERIESGLOBAL GROWTH AND INCOME FUND	0	1.812	1.812
**D AMERICAN FUNDS INSURANCE SERIESGLOBAL GROWTH AND INCOME FUND	0	9.222	9.222
**D AMERICAN FUNDS INSURANCE SERIESGLOBAL GROWTH AND INCOME FUND	0	4.349	4.349
**D AMERICAN FUNDS INSURANCE SERIESGLOBAL GROWTH AND INCOME FUND	0	20.832	20.832

Pagina 36

1.827 1.827 0 Azionisti in delega: Azionisti in proprio: 1.827 1.827 0

Delega alla persona fisica sopra indicata con il numero della scheda magnetica

Delega alla persona fisica sopra indicata con il numero della scheda magnetica (votazione elettronica alla postazione assistita)

Delega alla persona fisica sopra indicata con il numero della scheda magnetica

## LISTA ESITO DELL'E. VOTAZIONE

Oggetto: 6. Sistema incentivante 2022 per i Consulenti Finanziari identificati come "Personale più rilevante"  
FAVOREVOLI

Cognome	Prorio	Net. Voti	delega
**D VALIC COMPANY E INTERNATIONAL SOCIALLY RESPONSIBLE FUND	0	13.365	13.365
**D FIDELITY SELECT GLOBAL EQUITY INSTITUTIONAL INST	0	9.245	9.245
**D FRANKLIN FISE EUROPE EX J.K. INDEX ETF	0	5.060	5.060
**D FRANKLIN LIBERIGERES ICW	0	283	283
**D FRANKLIN TEMPLETON ETF TRIST FRANKLIN FISE EUROPE HEDGEE ETF	0	1.216	1.216
**D FRANKLIN INTERNATIONAL EQUITYPORTFOLIO	0	1.887	1.887
**D FATCH VANCE INTERNATIONAL SMALLCAP FUND	0	39.651	39.651
**D FNC IN AGGREGAZIONE SOCIETÀ DI MACAO	0	17.610	17.610
**D FRANKLIN TEMPLETON FISE TRIST FRANKLIN FISE EUROPE HEDGEE ETF	0	10.438	10.438
**D FRANKLIN TEMPLETON FISE TRIST FRANKLIN FISE EUROPE HEDGEE ETF	0	6.087	6.087
**D FISHER INVESTMENTS INSTITUTIONAL FUND FIC	0	34.099	34.099
**D FIDELITY INTERNATIONAL EQUITYPORTFOLIO	0	24.111	24.111
**D FIDELITY INTERNATIONAL EQUITYPORTFOLIO	0	436.778	436.778
**D FIDELITY INTERNATIONAL EQUITYPORTFOLIO	0	3.724	3.724
**D FIDELITY INTERNATIONAL EQUITYPORTFOLIO	0	29.668	29.668
**D FIDELITY INTERNATIONAL EQUITYPORTFOLIO	0	369.009	369.009
**D CALVERT INTERNATIONAL OPPORTUNITIES FUND	0	4.632	4.632
**D CALVERT VP FASE INTERNATIONAL INDEX PORTFOLIO	0	82.412	82.412
**D CALSSA DE DEFOI IN PLACEMENT PROGRESSO	0	270.183	270.183
**D XTRACTORS (ITA) PUBLIC LIMITED COMPANY	0	10.189	10.189
**D DETROIT ADISON QUALIFIED NUCLEAR DECOMMISSIONING TRUST	0	1.013	1.013
**D CENTRAL PROVIDENT FUND BOARD	0	11.500	11.500
**D SUCRE AGROCH PLAN	0	887	887
**D CITY UNIVERSITY OF NEW YORK	0	34.008	34.008
**D TRUST L-BE GLOBAL TENDERS ALLOCATION PORTFOLIO	0	96.400	96.400
**D THE CAPTIVE INVESTORS FUND	0	64.000	64.000
**D CREDITORS INC. RETIREMENT PLANTRUST	0	43.208	43.208
**D CREDITORS INC. RETIREMENT PLANTRUST	0	114.979	114.979
**D SLOANER XXI BANKOF BASICA 30 94 SA DE C.V.	0	63.361	63.361
**D SLOANER XXI BANKOF BASICA 30 94 SA DE C.V.	0	18.030	18.030
**D SLOANER XXI BANKOF BASICA 30 94 SA DE C.V.	0	7.808	7.808
**D SLOANER XXI BANKOF BASICA 30 94 SA DE C.V.	0	123.834	123.834
**D SLOANER XXI BANKOF BASICA 30 94 SA DE C.V.	0	131.332	131.332
**D SLOANER XXI BANKOF BASICA 30 94 SA DE C.V.	0	120.384	120.384
**D SLOANER XXI BANKOF BASICA 30 94 SA DE C.V.	0	15.984	15.984
**D SLOANER XXI BANKOF BASICA 30 94 SA DE C.V.	0	4.486	4.486
**D SLOANER XXI BANKOF BASICA 30 94 SA DE C.V.	0	93.581	93.581
**D SLOANER XXI BANKOF BASICA 30 94 SA DE C.V.	0	152.250	152.250
**D SLOANER XXI BANKOF BASICA 30 94 SA DE C.V.	0	151.651	151.651
**D SLOANER XXI BANKOF BASICA 30 94 SA DE C.V.	0	9.322	9.322
**D SLOANER XXI BANKOF BASICA 30 94 SA DE C.V.	0	4.698	4.698
**D SLOANER XXI BANKOF BASICA 30 94 SA DE C.V.	0	13.796	13.796
**D SLOANER XXI BANKOF BASICA 30 94 SA DE C.V.	0	350	350
**D SLOANER XXI BANKOF BASICA 30 94 SA DE C.V.	0	42.330	42.330
**D SLOANER XXI BANKOF BASICA 30 94 SA DE C.V.	0	1.755	1.755
**D SLOANER XXI BANKOF BASICA 30 94 SA DE C.V.	0	10.547	10.547
**D SLOANER XXI BANKOF BASICA 30 94 SA DE C.V.	0	84	84
**D SLOANER XXI BANKOF BASICA 30 94 SA DE C.V.	0	111.474	111.474
**D SLOANER XXI BANKOF BASICA 30 94 SA DE C.V.	0	41.800	41.800
**D SLOANER XXI BANKOF BASICA 30 94 SA DE C.V.	0	92.970	92.970
**D SLOANER XXI BANKOF BASICA 30 94 SA DE C.V.	0	16.861	16.861
**D SLOANER XXI BANKOF BASICA 30 94 SA DE C.V.	0	1.000.568	1.000.568



Pagina 37

DP\* delega alla persona fisica sopra indicata con il numero della scheda magnetica  
 DP\* delega alla persona fisica sopra indicata con il numero della scheda magnetica (votazione effettuata alla posizione assistita)  
 RL\* rappresentanza legale alla persona fisica sopra indicata con il numero della scheda magnetica

Amministratore: 1.827  
 Azionisti in proprio: 0  
 Azionisti in delega: 1.827

## LISTA ESITO DELLE VOTAZIONI

Oggetto: 6. Sistema incentivante 2022 per i Consulenti Finanziari identificati come "Personale più rilevante" FAVOREVOLI

Codice	Tot. Voti	Proprio	Delega
**D TIRACREFF INTERNATIONAL EQUITY INDEX FUND	666.074	0	666.074
**D RON SECURE MERCY HEALTH	56.111	0	56.111
**D BOSCH BELIEFMENT SYSTEM	73.059	0	73.059
**C CREDIT IT RATTIER GIFFORD INTERNATIONAL STOCK PORTFOLIO	1.170.661	0	1.170.661
**D BRIGHTHOUSE FUNDS TRUST II EQUITY SEC. CAP. INDEX PORTFOLIO	42.635	0	42.635
**D VALIC COMPANY I INTERNATIONAL EQUITIES INDEX FUND	58.243	0	58.243
**D STATE OF VIKINGSOTA	225.709	0	225.709
**D RUSSELL INVESTMENT FUNDS INTERNATIONAL DEVELOPED MARKETS FUND	16.788	0	16.788
**D ARK RUSSELL INVESTMENT CO. II PLC	32.806	0	32.806
**D SPDR MSCI ACWI EXCL ETC	1.508	0	1.508
**D SPDR FORFOLIO DEVELOPED WORLD EXCL ETC	219.053	0	219.053
**D MORGAN STANLEY INSTITUTIONAL FUND GLOBAL STRATEGIST PORTFOLIO	7.904	0	7.904
**D MORGAN STANLEY VARIABLE INSURANCE FUND INC. GLOBAL STRATEGIST PORTFOLIO	561	0	561
**D BNY MSCI EMERGING MARKETS TRUST	6.976	0	6.976
**D TRIPLE INITIATIVE FUNDATION	6.321	0	6.321
**D SPDR PORTFOLIO EUROPE 500	23.615	0	23.615
**D SPDR MSCI ITALY INDEX SECURITIZED EMERGING MARKET TRUST FUND	497.708	0	497.708
**D S&P COMINGLED FUNDAMENTAL FUND LP	25.117	0	25.117
**D M ICHENATIONAL EQUITY FUND	3.594	0	3.594
**D PROTECTOR PARK OF CHINA	498.863	0	498.863
**D PEOPLE'S BANK OF CHINA	21.722	0	21.722
**D FLOUREN INVESTMENT CORPORATION	506.434	0	506.434
**D NORTHERN ONE GLOBAL STRATEGY FUND	685.837	0	685.837
**D CBS TMS FUND SOLUTIONS	507.308	0	507.308
**D MACKENZIE GLOBAL LEADERSHIP IMPACT ETF	433	0	433
**D CIBC FENSTON FUND TRUST FUND	2.445	0	2.445
**D THE ROYAL BANK FOR I.L. ADVANCEMENT OF TEARING NEGATIVE UNIVERSITY	79.106	0	79.106
**D COUNSEL INTERNATIONAL GROWTH	161.805	0	161.805
**D COUNSEL JERKINS GLOBAL EQUITY	2.092	0	2.092
**D TRIC DIRECT MASTER TRUST	104.807	0	104.807
**D J.C. MACKENZIE EUROPEAN MTD CAP EQUITY FUND	23.064	0	23.064
**D WELLINGTON GLOBAL EQUITY INDEX FUND	19.539	0	19.539
**D J.C. MACKENZIE EUROPEAN MTD CAP EQUITY CLASS	3.513	0	3.513
**D JERSEYMAN GLOBAL SMALL CAP EQUITY FUND LP	4.345	0	4.345
**D SPARKLEY LOW VOLATILITY FUND	17.664	0	17.664
**D MACKENZIE GLOBAL LEADERSHIP IMPACT FUND	707	0	707
**D MACKENZIE EUROPEAN SVANT. MICROCAP FUND	267.176	0	267.176
**D MONT. UNIVERSITY PENSION FUND	7.656	0	7.656
**D MACKENZIE INTERNATIONAL EQUITY INDEX FUND	22.905	0	22.905
**D CAC 40 INTERNATIONAL EQUITY FUND	19.609	0	19.609
**D CAC 40 GLOBAL EQUITY FUND	19.042	0	19.042
**D CAC 40 GLOBAL EQUITY FUND	17.760	0	17.760
**D CAC 40 GROUP GLOBAL EQUITY FUND	137.407	0	137.407
**D TO EMERSON INTERNATIONAL EQUITY INDEX FUND	511.537	0	511.537
**D IPOC INTERNATIONAL EQUITY FUND	3.823	0	3.823
**D IPOC GLOBAL EQUITY FUND	28.740	0	28.740
**D TO EUROPEAN INDEX FUND	5.573	0	5.573
**D TO ACQU. GLOBAL EQUITY GROWTH FUND	691	0	691
**D TO MORGANSTANLEY INTERNATIONAL EQUITY INDEX FUND	24.813	0	24.813
**D MACKENZIE INTERNATIONAL EQUITY FUND	23.458	0	23.458
**D WINDWARD MSCI EAFE INDEX MOR LEADING FUND FOR EMERGING MGT.	36.340	0	36.340
**D CIBC INTERNATIONAL INDEX FUND			

Pagina 38

1 D.2 delega alle persone fisiche sopra indicate con il numero della scheda magnetica  
 1.827 \*\*D delega alla persona fisica sopra indicata con il numero della scheda magnetica (votazione effettuata da portafoglio casuale)  
 0 Azionisti in delega:  
 0 Azionisti in proprio:  
 0 Azionisti in delega:  
 0 Azionisti in proprio:  
 0 Azionisti in delega:  
 0 Azionisti in proprio:

# LISTA ESITO DELLE VOTAZIONE

Oggetto: 6. Sistema incentivante 2022 per i Consulenti Finanziari identificati come "Personale più rilevante" FAVOREVOLI

Cognome	Tot. Voti	Proprio	Delega
**D CLEO EUROPEAN INDEX FUND	3.707	0	3.707
**D CFC FORTIS INTERNATIONAL EQUITY INDEX FUND	1.094	0	1.094
**D C.EC UNIVERSAL REAL ESTATE INVEST	413	0	413
**D EUROPE G. OPIEDDE LA SOCIETE D'INVESTISSEMENT DE MONDIAL	81.629	0	81.629
**D REGIME DE REINTESS DE MOUVEMENT DESJARDINS	2.247	0	2.247
**D DESEROTING CHORAI SPATI CAP EQUITY FUND	191.396	0	191.396
**D AIRPORT INVESTMENT MANAGEMENT CORPORATION	60.433	0	60.433
**D STATE STREET OCF	9.081	0	9.081

Totale voti 465.043.861  
 Percentuale votanti % 97,772950  
 Percentuale Capitale % 76,221722




Pagina 39

1 DE\* delega alla persona fisica sopra indicata con il numero della scheda magnetica  
 1.827 \*\*D delega alla persona fisica sopra indicata con il numero della scheda magnetica (votazione effettuata alla postazione assistita)  
 RL\* rappresenta l'età e alla persona fisica sopra indicata con il numero della scheda magnetica

1.827 Teste:  
 0 Azionisti in delega:

Azionisti:  
 Azionisti in proprio:



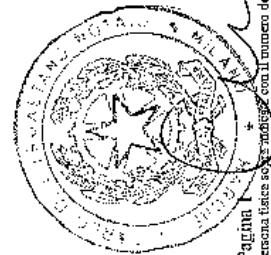
# LISTA ESITO DELLE VOTAZIONI

Oggetto: 7. Autorizzazione all'acquisto e alla disposizione di azioni proprie a servizio del Sistema 2022 PFA.

## CONTRARI

Cognome	Tot. Voti	Proprio	Delega
1. CONFIERGHESE SPA RAFFA. DESIGNATO IN QUALITÀ DI SUCCESSIONARIO 135-KOVLES (SILVENEVLANO) IN PERSONA DI ELIA ALBERTO	0	0	0
**D NO RENTE	4.621	0	4.621
**D SIEMENS-KOVLES (SILVENEVLANO)	95.339	0	95.339
**D SIEMENS-KOVLES (SILVENEVLANO)	2.685	0	2.685
**D VILLIERE ACTIONS EUROPE SYST AGE	82.030	0	82.030
**D ERSTE ACTIONS EURO VILL	232.058	0	232.058
**D SIEMENS DIVERSIFIED GROWTH	18.588	0	18.588
**D SIEMENS EMU EQUITIES	34.033	0	34.033
**D SIEMENS ABSOLUTE RETURN	15.497	0	15.497
**D SIEMENS EUROINVESTI AKTIES	3.849	0	3.849
**D CITY OF LOS ANGELES STR. AND POLICE PENSION PLAN	744.961	0	744.961
**D WENSWORTH PENSION FUND	382.828	0	382.828

Totale voti 1.613.347  
 Percentuale votanti % 0,339197  
 Percentuale Capitale % 0,264431



Pagina 1  
 1 DEE delega alla persona fisica sopra indicata con il numero della scheda magnetica (votazione effettuata alla possessione assistita)  
 \*\*D delega alla persona fisica sopra indicata con il numero della scheda magnetica (votazione effettuata alla possessione assistita)  
 RL: rappresentanza legale della persona fisica sopra indicata con il numero della scheda magnetica

Azionisti: 11 Totale: 0  
 Azionisti in proprio: 0 Azionisti in delega:

## Assemblea Ordinaria del 28 aprile 2022

## LISTA ESITO DELLE VOTAZIONI

Oggetto: 7. Autorizzazione all'acquisto e alla disposizione di azioni proprie a servizio del Sistema 2022 PFA.

## ASTENUTI

Cognome  
1. COMPELLERESSE SPA KAPPA, DESIGNATO IN QUALITÀ DI SINDACO EGATO 135-HOVIER (SINDACATO) IN PERSONA DI ELIA RIBERTO  
V.D. ADASINA SOCIAL JUSTICE ALL CAP GLOBAL AG

Tot. Voti  
9.702

Proprio  
0

Delega  
0

9.702

Totale voti 9.702

Percentuale votanti % 0,002040

Percentuale Capitale % 0,001590

## Pagina 2

- 1 DL\* delega alla persona fisica sopra indicata con il numero della scheda magnetica  
1 \*\*D delega alla persona fisica sopra indicata con il numero della scheda magnetica (votazione effettuata alla postazione assistita)  
DL\* rappresentanza legale della persona fisica sopra indicata con il numero della scheda magnetica

1 Voto:  
0 Azionisti in delega:

Azionisti:  
Azionisti in proprio:

LISTA ESITO DELLE VOTAZIONI

Oggetto: 7. Autorizzazione all'acquisto e alla disposizione di azioni proprie a servizio del Sistema 2022 PFA.  
NON VOTANTI

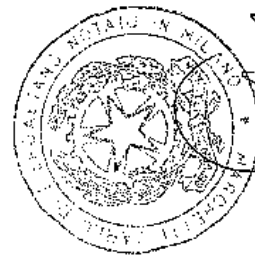
Cognome

Tot. Voti Proprie Delega

Totale voti 0  
Percentuale votanti % 0,000000  
Percentuale Capitale % 0,000000

Azionisti:  
Azionisti in proprio:

0 Teste:  
0 Azionisti in delega:



Pagina 3

0 DE\* delega alla persona fisica sopra indicata con il numero della scheda magnetica  
0 \*\*D delega alla persona fisica sopra indicata con il numero della scheda magnetica (votazione effettuata alle polizze assistite)  
0 RL\* rappresentanza legale della persona fisica sopra indicata con il numero della scheda magnetica

LISTA ESITO DELLE VOTAZIONI

Oggetto: 7. Autorizzazione all'acquisto e alla disposizione di azioni proprie a servizio del Sistema 2022 PFA.  
FAVOREVOLI

Cognome	Com. Voti	Proprie	Delega
1. COMPTONSPRING SPA RAPPR. DESTINATO IN QUANTITÀ DI SOTTOSCRITTO 135 NOMES (ST. "PANGIANI") - A PERSONA DI RITA ABBERTO	0	0	0
**J UNIVERSAL INVESTMENT SVKH	87.502	0	87.502
**D RAIFERSEN FONDS OF FOCUS INTEREST	9.000	0	9.000
**D STOCK EMAT. CAPS ORF	880.000	0	880.000
**D BELIUS EQUITIES NV	878.738	0	878.738
**D BELIUS PENSION FUND HIGH EQUITIES	878.738	0	878.738
**D BELIUS PENSION FUND LOW EQUITIES	87.825	0	87.825
**D BELIUS PENSION FUND BALANCED PLUS	205.987	0	205.987
**D UNIVERSAL INVEST SVKH	842.929	0	842.929
**D UELIN PRIVATE BANK NV	243.091	0	243.091
**D DEAN T.	15.100	0	15.100
**D CONVICTION PATRIMONIO	10.900	0	10.900
**D JI	9.725	0	9.725
**D DEAN D.	2.792.200	0	2.792.200
**D DEAN OPT RPT	30.000	0	30.000
**D ODDO REF AUGO NIN VAN	156.084	0	156.084
**D JAIROGA MIDSMALL CAPS	251.300	0	251.300
**D PACTET OF INSTITUTIONAL - EUROPEAN EX SWISS EQUITIES TRACKER EX SL	21.008	0	21.008
**D T. TST - GLOBE INDEX	22.562	0	22.562
**D SEN ACT EUROPE EX-CH-A-MONDI	41.337	0	41.337
**D MEMON FUND - EUROPEAN MARKET NEUTRAL FUND	105.224	0	105.224
**D PACTET OF INSTITUTIONAL-WORLD EX SWISS EQUITIES TRACKER US PE EX SL	7.641	0	7.641
**D PACTET-EUROLAND INDEX	29.486	0	29.486
**D WORLD TRAFF ORGANIZATION PENSION PLAN	5.645	0	5.645
**D SEN ACTIONS EUROPE (EX-CH) D-CNS	41.533	0	41.533
**D PACTET OF INSTITUTIONAL - WORLD EX SWISS EQUITIES TRACKER	7.140	0	7.140
**D RANGER PCTPT AND CTF SA	46.590	0	46.590
**D PACTET OF INSTITUTIONAL - EUROPEAN EX SWISS EQUITIES TRACKER	18.421	0	18.421
**D PACTET OF INSTITUTIONAL - WORLD EX SWISS EQUITIES TRACKER CE TE	2.225	0	2.225
**D PACTET OF - GLOBAL EQUITIES	7.267	0	7.267
**D PCTPT-EUROPE INDEX	62.052	0	62.052
**D MEMON FUND - MENON EUROPEAN FUND	2.765.594	0	2.765.594
**D FRONTIER COMMUNICATIONS PENSION PLAN	61.683	0	61.683
**D ESCI EUROPE EQUITY INDEX FUND B (BLACKROCK)	102.726	0	102.726
**D NPS LIMITED	9.037	0	9.037
**D SCHRODER DIVERSIFIED GROWTH PORTFOLIO, L.P.	3.251	0	3.251
**D ESCI EML INC INDEX FUND B (EMULMIS)	385	0	385
**D WSP INTERNATIONAL EQUITIES TRUST	246.599	0	246.599
**D NORDEA GENERATIONSFOND 90-YAL	3.467	0	3.467
**D ARK LIFE ASSURANCE COMPANY DIVERSIFIED ACTIVITY COMPANY	25.268	0	25.268
**D BLACKROCK INTERNATIONAL INDEX V.I. FUND OF BLACKROCK VARIABLE SERIES FUNDS, INC.	7.880	0	7.880
**D VIV PROOFDS PAL	14.124	0	14.124
**D JIG ASSET MANAGEMENT LTD LTD	123.498	0	123.498
**D VELLIV PENSION & LIVSFORSIKRING A/S	1.124.357	0	1.124.357
**D ORC PENSION UNIVERSAL	10.069	0	10.069
**D BLACKROCK INDEX SELECTION FUND	419.428	0	419.428
**D RT WEICHSALF MUTT-PANAGER INTERNATIONAL SHARE FUND	71.072	0	71.072
**D NORDEA I SVKH	609.955	0	609.955
**D CUSTODY BANK OF JAPAN, LTD. AS TRUSTEE FOR JAPANESE BANKING CO., LTD. AS TRUSTEE FOR PENSION FUND ASSOCIATION	125.670	0	125.670
**D BLACKROCK ESG-PAFF EQUITY INDEX NON-EMERGING FUND B	110.035	0	110.035
**D BLACKROCK PRACTICAL OPPORTUNITIES FUND OF BLACKROCK FUNDS	11.050	0	11.050
**D TBA PERSONAL PENSION PLAN TRUST	2.161	0	2.161

Pagina 4

Azionisti: 1.833 Teste: 0 Azionisti in delega: 1.833  
 Azionisti proprii: 0  
 1) D delega alla persona fisica sopra indicata con il numero della scheda rappresentativa  
 2) D delega alla persona fisica sopra indicata con il numero della scheda rappresentativa (votazione effettuata alla postazione assistita)  
 RI: rappresentanza legale alla persona fisica sopra indicata con il numero della scheda rappresentativa

LISTA ESITO DELLE VOTAZIONI

Oggetto: 7. Autorizzazione all'acquisto e alla disposizione di azioni proprie a servizio del Sistema 2022 PFA.

FAVOREVOLI

Cognome	Tot. Voti	Proprio	Delega
**D RT INTERNATIONAL SHARES INDEX FUND	47.789	0	47.789
**C BLACKROCK CDM MSCI EMAS EQUITY INDEX	267.941	0	267.941
**D FINELITY INVESTMENT FUNDS - FIDELITY INDEX EUROPE EX UK FUND	43.467	0	43.467
**D BLACKROCK INSTITUTIONAL TRUST COMPANY N.A. INVESTMENT FUNDS FOR EMPLOYEE BENEFIT TRUSTS	4.131.229	0	4.131.229
**D BLACKROCK INSTITUTIONAL POOLED FUNDS P.A.C.	113.777	0	113.777
**D NORDEA EUROPEAN SMALLER COMPANIES FUND	61.936	0	61.936
**D INVESTERLINGSFOREIGNER NORDEA INVEST - BARRILTYCE ANTITA RT.	127.969	0	127.969
**D TRITET SAVINGS PLAN	2.346.977	0	2.346.977
**C CONNECTICUT GENERAL LIFE INSURANCE COMPANY	11.359	0	11.359
**D ALLIANZ-FONDS DEPT	46.283	0	46.283
**D T. ROME PRICER GLOBAL ALLOCATION FUND, INC.	42.102	0	42.102
**D VANCAPRIUSE III MASTER COLLECTIVE INVESTMENT FUNDS TRUST	23.081	0	23.081
**D VANGUARD INTERNATIONAL SHARES SELECT EXCLUSIONS INDEX FUND	11.490	0	11.490
**D MULTI-MANAGER INTERNATIONAL EQUITY STRATEGIES FUND	600.610	0	600.610
**D MSCI EQUITY INDEX FUND B - ITALY (NOSTR)	273.256	0	273.256
**D INVESTERLINGSFOREIGNER NORDEA INVEST ENHANCED KL	2.692	0	2.692
**C VEV FORTFORDS NETZER	415.002	0	415.002
**D NORDEA SUSTAINABLE SELECTION GROWTH FUND	11.148	0	11.148
**D KOMENTUM GLOBAL FUNDS	28.465	0	28.465
**D CUSTOM BANK OF JAPAN, LTD. AS TRUSTEE FOR JAPAN SCIENCE AND TECHNOLOGY AGENCY -6613-9962	13.019	0	13.019
**D T. ROME PRICER FUNDS OIC - CONTINENTAL EUROPEAN EQUITY FUND	3.701	0	3.701
**D VARIABLE PORTFOLIO PARTNERS INTERNATIONAL CORE EQUITY FUND	1.982.348	0	1.982.348
**D KAPITALFORENINGEN FUNDEN INVEST, PSI 3 CLAMBLE AKTIER 3	32.053	0	32.053
**D MSCI ACWI EX-U.S. INTL INDEX FUND 32	36.616	0	36.616
**D MACQUARIE INTERNATIONAL EQUITIES FUND	10.876	0	10.876
**D VANGUARD ETHICALLY CONSCIOUS INTERNATIONAL SHARES INDEX FUND	31.636	0	31.636
**D VANGUARD INTERNATIONAL EXPLORER FUND	316.120	0	316.120
**D NATIONAL PENSION INSURANCE FUND	3.559	0	3.559
**D ADVESIA ASSET MANAGEMENT SA REPRESENTING ARGENTIA VANGUARDPENSIONES	527.100	0	527.100
**D ANGLONWIDE INTERNATIONAL INDEX FUND	46.127	0	46.127
**D TROICIN DEVELOPED MARKETS EQUITIES (FEDORT) FUND	23.687	0	23.687
**D BLACKROCK CDM MSCI ACWI EX-CANADA INDEX FUND	14.606	0	14.606
**D THE LABOUR UNION CO-OPERATIVE RETIREMENT FUND	2.355	0	2.355
**D EQ ADVISORS TRUST EQ/AR DYNAMIC GROWTH PORTFOLIO	6.731	0	6.731
**D T. ROME PRICER INTERNATIONAL EQUITY INDEX TRUST	20.843	0	20.843
**D CONSTRUCTION AND BUILDING UNIONS SUPERANNUATION FUND	27.256	0	27.256
**D RT-FONDS E55	6.436	0	6.436
**D ARGENTIA DP	163.219	0	163.219
**D NORDEA 2 SICAV	403.786	0	403.786
**D MAIN VT-UNIVERSAL-FONDS	1.210	0	1.210
**D UNIVERSAL-INVESTMENT-GESAMTSCHWART MBS 3R REEF-UNIVERSAL-FONDS	69.609	0	69.609
**D NYA YORK LIFE INSURANCE & ANNUITY CORPORATION	2.427	0	2.427
**D ARNOLD'S EUROPEAN OPPORTUNITIES FUND	194.865	0	194.865
**D ECOMEN BANK ACTING AS TRUSTEE OF MIRAE ASSET KALCHAM ABSOLUTE RETURN PRIVATELY PLACED MASTER	2.656	0	2.656
**D KALAM 1 - UN-VERBAL - FONDS	117.656	0	117.656
**D DANTAS SUPERANNUATION LIMITED AS TRUSTEE FOR THE DANTAS SUPERANNUATION PLAN	550	0	550
**D TEL PENSION FUND	206.623	0	206.623
**D AUSTRALIANSHIFFER	27.683	0	27.683
**D MT-TONING F44	23.907	0	23.907
**D THE MASTER TRUST BANK OF JAPAN, LTD. AS TRUSTEE FOR GOVERNMENT PENSION INVESTMENT FUND 40004588AT	43.246	0	43.246
**D ENHO-FONDS	15.230	0	15.230
**D THE MASTER TRUST BANK OF JAPAN, LTD. AS TRUSTEE FOR GOVERNMENT PENSION INVESTMENT FUND 40004588AT	52.740	0	52.740



Pagina 5

Azionisti: 1.833 Teste: 0 Azionisti in delega: 1.833  
 Azionisti in proprio: 0  
 \*\*D delega alla persona fisica sopra indicata con il numero della scheda magnetica (votazione cifrata alla postazione assistita)  
 \*\*D delega alla persona fisica sopra indicata con il numero della scheda magnetica (votazione cifrata alla postazione assistita)  
 \*\*D rappresentanza legale alla persona fisica sopra indicata con il numero della scheda magnetica

## LISTA ESITO DELLE VOTAZIONI

Oggetto: 7. Autorizzazione all'acquisto e alla disposizione di azioni proprie a servizio del Sistema 2023 PFA.  
FAVOREVOLI

Cognome	Tot. Voti	Proprio	Delega
**D T. PCMC PRICES FUNDS SICAV	258.579	0	258.578
**D SAS TRUSTEE CORPORATION ACQIED FUND	58.760	0	58.760
**D MT-FUNDS 392	368.900	0	368.900
**D BARRON CP LBOA JUNG-LAOK FENSON FUND	155.057	0	155.057
**D VANGUARD FIDUCIARY TRUST COMPANY INSTITUTIONAL TOTAL INTERNATIONAL STOCK MARKET INDEX TRUST	382.008	0	382.008
**D VERIDEPARTFONEST EQUINOX AKSEJA EUROPEA	9.000	0	9.000
**D ALLIANCE GLOBAL INVESTORS GMR 35 ALITANZAT-FUNDS ROMAN-AR	2.040	0	2.040
**D SCHRODER INTERNATIONAL ASSET PORTFOLIO, L.P.	169.651	0	169.651
**D AGR FUND - FOR INTERNATIONAL DEFENSIVE STRIF FUND	33.213	0	33.213
**D T. HOME PRICE INTERNATIONAL SMALL-CAP EQUITY TRUST	485.242	0	485.242
**D THE MASTER TRUST BANK OF JAPAN, LTD. AS TRUSTEE FOR ORGANIZATION FOR WORKERS' RETIREMENT ALLOWANCE FUNDAL AID	24.435	0	24.435
**D MFS INTERNATIONAL NEW DISCOVERY FUND	988.057	0	988.057
**D STELLAR INSURANCE, LTD.	2.652	0	2.652
**D ARANCO US RETIREMENT INCOME PLAN TRUST	600	0	600
**D MFS SPAY OF ECONOMY AND FINANCE	42.872	0	42.872
**D NORDEA SUSTAINABLES SELECTION BALANCED FUND	11.444	0	11.444
**D NORDEA SUSTAINABLES SELECTION BALANCED FUND	28.610	0	28.610
**D NORDEA SUSTAINABLES SELECTION BALANCED FUND	10.219	0	10.219
**D NORDEA SUSTAINABLES SELECTION BALANCED FUND	28.863	0	28.863
**D NORDEA SUSTAINABLES SELECTION BALANCED FUND	43.515	0	43.515
**D NORDEA SUSTAINABLES SELECTION BALANCED FUND	8.517	0	8.517
**D THE MASTER TRUST BANK OF JAPAN, LTD. AS TRUSTEE FOR MT3400045798	355.460	0	355.460
**D SLICHTING PENSIONFONDS PROVIDUS	2.865	0	2.865
**D SCHRODER INTERNATIONAL SELECTION RETIRE FUND	172.693	0	172.693
**D STRATA STREET PLATFORM	550	0	550
**D EUROASO CALIGUSTO GUTENKANT	366.369	0	366.369
**D EUROASO CALIGUSTO GUTENKANT	3.294	0	3.294
**D EUROASO CALIGUSTO GUTENKANT	48.764	0	48.764
**D EUROASO CALIGUSTO GUTENKANT	320.374	0	320.374
**D EUROASO CALIGUSTO GUTENKANT	481.345	0	481.345
**D EUROASO CALIGUSTO GUTENKANT	49.668	0	49.668
**D EUROASO CALIGUSTO GUTENKANT	3.296	0	3.296
**D EUROASO CALIGUSTO GUTENKANT	226.983	0	226.983
**D EUROASO CALIGUSTO GUTENKANT	24.805	0	24.805
**D EUROASO CALIGUSTO GUTENKANT	9.647	0	9.647
**D EUROASO CALIGUSTO GUTENKANT	38.933	0	38.933
**D EUROASO CALIGUSTO GUTENKANT	76.412	0	76.412
**D EUROASO CALIGUSTO GUTENKANT	88.732	0	88.732
**D EUROASO CALIGUSTO GUTENKANT	70.213	0	70.213
**D EUROASO CALIGUSTO GUTENKANT	22.490	0	22.490
**D EUROASO CALIGUSTO GUTENKANT	683.156	0	683.156
**D EUROASO CALIGUSTO GUTENKANT	102.288	0	102.288
**D EUROASO CALIGUSTO GUTENKANT	573.815	0	573.815
**D EUROASO CALIGUSTO GUTENKANT	14.864	0	14.864
**D EUROASO CALIGUSTO GUTENKANT	57.308	0	57.308
**D EUROASO CALIGUSTO GUTENKANT	5.540	0	5.540
**D EUROASO CALIGUSTO GUTENKANT	29.113	0	29.113
**D EUROASO CALIGUSTO GUTENKANT	7.008	0	7.008
**D EUROASO CALIGUSTO GUTENKANT	325.483	0	325.483
**D EUROASO CALIGUSTO GUTENKANT	23.594	0	23.594
**D EUROASO CALIGUSTO GUTENKANT	91.127	0	91.127
**D EUROASO CALIGUSTO GUTENKANT	131.333	0	131.333


## Pagina 6

Azionisti: 1.833 Teste: 0 Azionisti in delega: 1.833  
 DUE delega alla persona fisica sopra indicata con il numero della scheda magnetica  
 \*\*D delega alla persona fisica sopra indicata con il numero della scheda magnetica (votazione elettronica alla postazione assistita)  
 RT: rappresentanza legale alla persona fisica sopra indicata con il numero della scheda magnetica

# LISTA ESITO DELLE VOTAZIONI

Oggetto: 7. Autorizzazione all'acquisto e alla disposizione di azioni proprie a servizio del Sistema 2022 PFA.  
FAVOREVOLI

Cognome	Tot. Voti	Proprio	Delega
**D TCMPTM DEVELOPED MARKETS EQUITIES (SOVEREIGN INVESTOR - FUND) FUND	59.967	0	59.967
**D I. BOME PRICE INTERNATIONAL DISCOVERY FUND	3.714.075	0	3.714.075
**D FLEXSHARES DEVELOPED MARKETS FX - US QUANTITY LOW VOLATILITY INDEX FUND	30.988	0	30.988
**D BRENET S&P 500 RETIREMENT BENEFIT FUND	848	0	848
**D VFT INTERNATIONAL INDEX FUND	71.528	0	71.528
**D MULTIPLE FINANCIAL LIFE INSURANCE COMPANY	5.452	0	5.452
**D I. BOME PRICE EUROPEAN STOCK FUND	863.399	0	863.399
**D FLEXSHARES ROBINHOOD DEVELOPED MARKETS FX- US FACTOR TITIC INDEX FUND	11.836	0	11.836
**D MANAGED PORTFOLIO SERIES INTERNATIONAL SHARES FUND	16.004	0	16.004
**D FLEXSHARES INTERNATIONAL QUALITY DIVIDEND INDEX FUND	285.250	0	285.250
**D TRINITY COLLEGE CAMBRIDGE	9.039	0	9.039
**D SIX CITIES INTERNATIONAL UNCONSOLIDATED EQUITY FUND	660.389	0	660.389
**D JAC/FRANKLIN EMERSON GROWTH ALLOCATION FUND	105.000	0	105.000
**D JAC/FRANKLIN EMERSON GROWTH ALLOCATION FUND	73.282	0	73.282
**D AIO GEAR PENSION FUND	5.568	0	5.568
**D CELSTRA SUPERANNUATION SCHEME	127	0	127
**D TUE CIVICORP, MASTERS AND SCHOLARS OF THE UNIVERSITY OF CAMBRIDGE	3.645	0	3.645
**D DEVELOPED EX-ROSELL FUEL INDEX FUND B (FOTEXNET)	23.534	0	23.534
**D GERMAN SICAV-SIF, S.A.	191.761	0	191.761
**D NORDEA SUSTAINABLE EQUITIES GLOBAL FUND	55.750	0	55.750
**D THE MASTER TRUST BANK OF JAPAN, LTD. AS TRUSTEE FOR FEDERATION OF NATIONAL PUBLIC SERVICE PERSONNEL VIRTUAL A.D. ASSOCIATE	23.500	0	23.500
**D DEGREE OF PERFORMANCE ASSET MANAGEMENT REPRESENTING ERGO FUND	2.766	0	2.766
**D SUEBIA-FUND	63.243	0	63.243
**D EVLI EQUITY EUROPE	6.316	0	6.316
**D MACQUARIE MULTI-FACTOR FUND	6.776	0	6.776
**D NEW YORK STATE COMMON RETIREMENT FUND	91.108	0	91.108
**D NEW YORK STATE COMMON RETIREMENT FUND	22.707	0	22.707
**D MNP SUPERANNUATION FUND	3.501	0	3.501
**D LEASERS WHOLESALE SCREENED INTERNATIONAL EQUITY INDEX FUND	25.374	0	25.374
**D EQ ADVISORS TRUST - EQ/INTERNATIONAL CORE MANAGED VOLATILITY PORTFOLIO	8.446	0	8.446
**D NORDEA SUSTAINABLE SELECTION WORLDWIDE FUND	129.947	0	129.947
**D FORASTA AP - TOKYO	103.398	0	103.398
**D THE MASTER TRUST BANK OF JAPAN, LTD. AS TRUSTEE FOR VTB-AMC0045812	22.530	0	22.530
**D JAMA-UNIVERSAL-FUND 1	7.856.876	0	7.856.876
**D VANGUARD TOTAL INTERNATIONAL STOCK INDEX FUND	3.190.290	0	3.190.290
**D VANGUARD FIDUCIARY TRUST COMPANY INSTITUTIONAL TOTAL INTERNATIONAL STOCK MARKET INDEX TRUST II	435	0	435
**D INTFC GLOBAL ALL COUNTRY ENHANCED INDEX FUND LLC	47.686	0	47.686
**D NORDEA GENERATIONSFOND 70-100	650.803	0	650.803
**D THE MASTER TRUST BANK OF JAPAN, LTD. AS TRUSTEE FOR NTR0400045623	25.046	0	25.046
**D VI-FONDS G55	3.696	0	3.696
**D NORDEA GENERATIONSFOND 50-100	2.367	0	2.367
**D NORDEA GENERATIONSFOND 50-100	3.579	0	3.579
**D EQ ADVISORS TRUST - EQ/AR DYNAMIC AGGRESSIVE GROWTH PORTFOLIO	1.107	0	1.107
**D TFM GLOBAL INDEX EQUITIES FUND	152.273	0	152.273
**D W-STEP WHOLESALE UNHEGEED INTERNATIONAL SHARE TRUST	25.590	0	25.590
**D I. BOME PRICE INTERNATIONAL EQUITY INDEX FUND	2.188	0	2.188
**D LEASERS ALL-COUNTRY EQUITY INDEX FUND	101.933	0	101.933
**D SIX CITIES EMERSON EQUITY PORTFOLIO INTERNATIONAL UNCONSTRAINED FUND	1.470	0	1.470
**D WESTERN WHOLESALE INTERNATIONAL SHARE CO. FUND	76.000	0	76.000
**D CREDIT BANK OF JAPAN, LTD. AS TRUSTEE FOR NTR0400045623	298.292	0	298.292
**D CREDIT BANK OF JAPAN, LTD. AS TRUSTEE FOR NTR0400045623	174	0	174
**D AS HOLDING FUNDS SICAV-AS HOLDINGS MULTIFACTORS GLOBAL CONSERVATOR FUND	11.496	0	11.496
**D VANGUARD INVESTMENT'S COMMON CONTRACTUAL FUNDING FUND	11.496	0	11.496



Attonisti: 1.833 Teste: 0 Attonisti in delega: 1.833  
 Azionisti in proprio: 0  
 Azionisti in delega: 1.833  
 Pagina 7  
 DE\* delega alla persona fisica sopra indicata con il numero della scheda magnetica  
 \*\*D delega alla persona fisica sopra indicata con il numero della scheda magnetica (votazione effettuata alle votazioni assillie)  
 RI\* rappresentanza legale alla persona fisica sopra indicata con il numero della scheda magnetica

## LISTA ESITO DELLE VOTAZIONI

Oggetto: 7. Autorizzazione all'acquisto e alla disposizione di azioni proprie a servizio del Sistema 2022 PFA.  
FAVOREVOLI

Cognome	Tot. Voti	Proprio	Delega
**D SCHRODER DIVERSIFIED GROWTH TRUST	5.176	0	5.176
**D M&M NORTH FINIS SICAV-MS HOLDING MULTIFUND GLOBAL PROPERITY FUND	1.047	0	1.047
**D VANGUARD FUNDS SUBCAV LIMITED COMPANY	531.161	0	531.161
**D VANGUARD INVESTMENTS II CCP - VANGUARD FUND DEVELOPED WORLD II OCE	15.382	0	15.382
**D SCHRODER INTERNATIONAL EQUITY TRUST	141.630	0	141.630
**D LEGAL & GENERAL GLOBAL DEVELOPED EQUITY INDEX FUND	699.261	0	699.261
**D VANGUARD INVESTMENTS COMMON CONTRACTUAL FUNDING FUND	60.480	0	60.480
**D VANGUARD INVESTMENTS COMMON CONTRACTUAL FUNDING FUND	2.187	0	2.187
**D FIDELITY U.S. FUND/FIDELITY FUND WORLD INDEX FUND	76.000	0	76.000
**D VANGUARD INVESTMENTS COMMON CONTRACTUAL FUNDING FUND	14.048	0	14.048
**D FIDELITY U.S. FUND/FIDELITY FUND WORLD INDEX FUND	23	0	23
**D VANGUARD INVESTMENTS COMMON CONTRACTUAL FUNDING FUND	1.848	0	1.848
**D FIDELITY U.S. FUND/FIDELITY FUND WORLD INDEX FUND	8.660	0	8.660
**D VANGUARD INVESTMENTS COMMON CONTRACTUAL FUNDING FUND	7.235	0	7.235
**D FIDELITY U.S. FUND/FIDELITY FUND WORLD INDEX FUND	325.881	0	325.881
**D FIDELITY U.S. FUND/FIDELITY FUND WORLD INDEX FUND	11.931	0	11.931
**D FIDELITY U.S. FUND/FIDELITY FUND WORLD INDEX FUND	155.932	0	155.932
**D FIDELITY U.S. FUND/FIDELITY FUND WORLD INDEX FUND	213.833	0	213.833
**D FIDELITY U.S. FUND/FIDELITY FUND WORLD INDEX FUND	34.089	0	34.089
**D FIDELITY U.S. FUND/FIDELITY FUND WORLD INDEX FUND	89.500	0	89.500
**D FIDELITY U.S. FUND/FIDELITY FUND WORLD INDEX FUND	10.427	0	10.427
**D FIDELITY U.S. FUND/FIDELITY FUND WORLD INDEX FUND	15.000	0	15.000
**D FIDELITY U.S. FUND/FIDELITY FUND WORLD INDEX FUND	48.638	0	48.638
**D FIDELITY U.S. FUND/FIDELITY FUND WORLD INDEX FUND	1.879	0	1.879
**D FIDELITY U.S. FUND/FIDELITY FUND WORLD INDEX FUND	39.668	0	39.668
**D FIDELITY U.S. FUND/FIDELITY FUND WORLD INDEX FUND	50.843	0	50.843
**D FIDELITY U.S. FUND/FIDELITY FUND WORLD INDEX FUND	179.260	0	179.260
**D FIDELITY U.S. FUND/FIDELITY FUND WORLD INDEX FUND	96.646	0	96.646
**D FIDELITY U.S. FUND/FIDELITY FUND WORLD INDEX FUND	3.032	0	3.032
**D FIDELITY U.S. FUND/FIDELITY FUND WORLD INDEX FUND	179.547	0	179.547
**D FIDELITY U.S. FUND/FIDELITY FUND WORLD INDEX FUND	335.794	0	335.794
**D FIDELITY U.S. FUND/FIDELITY FUND WORLD INDEX FUND	1.485	0	1.485
**D FIDELITY U.S. FUND/FIDELITY FUND WORLD INDEX FUND	39.478	0	39.478
**D FIDELITY U.S. FUND/FIDELITY FUND WORLD INDEX FUND	21.934	0	21.934
**D FIDELITY U.S. FUND/FIDELITY FUND WORLD INDEX FUND	577.246	0	577.246
**D FIDELITY U.S. FUND/FIDELITY FUND WORLD INDEX FUND	1.895	0	1.895
**D FIDELITY U.S. FUND/FIDELITY FUND WORLD INDEX FUND	8.439	0	8.439
**D FIDELITY U.S. FUND/FIDELITY FUND WORLD INDEX FUND	13.396	0	13.396
**D FIDELITY U.S. FUND/FIDELITY FUND WORLD INDEX FUND	95.290	0	95.290
**D FIDELITY U.S. FUND/FIDELITY FUND WORLD INDEX FUND	38.247	0	38.247
**D FIDELITY U.S. FUND/FIDELITY FUND WORLD INDEX FUND	16.853	0	16.853
**D FIDELITY U.S. FUND/FIDELITY FUND WORLD INDEX FUND	1.350	0	1.350
**D FIDELITY U.S. FUND/FIDELITY FUND WORLD INDEX FUND	470.000	0	470.000
**D FIDELITY U.S. FUND/FIDELITY FUND WORLD INDEX FUND	70.405	0	70.405
**D FIDELITY U.S. FUND/FIDELITY FUND WORLD INDEX FUND	11.038	0	11.038
**D FIDELITY U.S. FUND/FIDELITY FUND WORLD INDEX FUND	39.147	0	39.147
**D FIDELITY U.S. FUND/FIDELITY FUND WORLD INDEX FUND	10.043	0	10.043
**D FIDELITY U.S. FUND/FIDELITY FUND WORLD INDEX FUND	108.046	0	108.046
**D FIDELITY U.S. FUND/FIDELITY FUND WORLD INDEX FUND	1.730	0	1.730
**D FIDELITY U.S. FUND/FIDELITY FUND WORLD INDEX FUND	890	0	890
**D FIDELITY U.S. FUND/FIDELITY FUND WORLD INDEX FUND	1.313	0	1.313

Pagina 8

DE\* indica la persona fisica sopra indicata con il numero della scheda magnetica  
 \*\*D indica la persona fisica sopra indicata con il numero della scheda magnetica (volontarie e fluide alla postazione assistita)  
 RL\* rappresenta le quote della persona fisica sopra indicata con il numero della scheda magnetica

Azionisti: 1.833 Tesse: 1.833  
 Azionisti in proprio: 0 Azionisti in delega: 1.833

## LISTA ESITO DELL'F. VOTAZIONE

Oggetto: 7. Autorizzazione all'acquisto e alla disposizione di azioni proprie a servizio del Sistema 2022 PFA.  
FAVOREVOLI

Cognome	Tot. Voti	Proprio	Delega
**D EUROPE EQUITY INDEX ESC SCREENED FUND 3 (BURKINAB)	16.221	0	16.221
**D AXA VALLURS EURO	606.800	0	606.800
**D AGFPI ACTIONS EUROPE	644.331	0	644.331
**D LAPAM IRC ACTIONS "SR	72.666	0	72.666
**D AXA GENERATION EQUILLIBRE	221.040	0	221.040
**D FONDS DE RESERVE POUR LES RESTANTES	142.827	0	142.827
**D CAMLIF BNP LP SMID CAP EUROPE	142.827	0	142.827
**D CDP ASSUS SMID CAP ELAOFI	75.437	0	75.437
**D FCP INCOM REINTEGE DIVERSIFIC 2	38.704	0	38.704
**D MULTIPAS ACTIONS EUROPE BAS CARBONE	81.774	0	81.774
**D CARDAIF BNP LP SMID CAP EURO	397.204	0	397.204
**D SYCOMORE SELECTION MIDCAP	155.180	0	155.180
**D FNE PARIDAS FUNDS - EURO DEFENSIVE EQUITY	120.599	0	120.599
**D CAYSSER DES DEPTS ET CONSIGNATIONS	50.185	0	50.185
**D ALLIANZCL 3 AKTIVA	15.100	0	15.100
**D FRANCE INVESTISSEMENT CAPITALISATIONS NOYENNES	147.488	0	147.488
**D VTA	116.110	0	116.110
**D FOF INTERNATIONAL QUALITY EST	24.176	0	24.176
**D UNIVERSAL INVESTMENT-GROWTHSCHAFT VEH ON BEHALF OF FROST VASTERFONDS	9.080	0	9.080
**D SYCOMORE FUND SICAV - SYCOMORE EUROPE HAPPY 8 WORK	449.000	0	449.000
**D INVESTITORE PIAZZA AFFARI	47.500	0	47.500
**D GENERALI ITALIA SPA	150.679	0	150.679
**D STICHTING BOND DEUTATRE PENSTORN	33.154	0	33.154
**D SCE SOLEM L	50.665	0	50.665
**D LNE PARIDAS EASY - MSC EUROPE SMALL CAPS S&P 9-SERIES 5 CAPPELO	350.000	0	350.000
**D AXA ROYALFUND EUROPE	87.684	0	87.684
**D CERNAL INVESTMENT SICAV - S&P AGING POPULATION	688.364	0	688.364
**D ABROUEN STANAKO SICAV - DIVERSIFIED INCOME FUND	631	0	631
**D BNP PARIDAS EQUITY - FOCUS ITALIA	67.452	0	67.452
**D AXA OPTICAL INCOME	1.883.528	0	1.883.528
**D MULTIPER ACTIONS EURO BAS CARBONE	22.635	0	22.635
**D GERRAIT EURO ACTIONS	59.506	0	59.506
**D CARMAC MAC PORTFOLIO GRAND EUROPE	838.698	0	838.698
**D LABEL EUROPE ACTIONS	276.991	0	276.991
**D SYCOMORE SELECTION RESPONSABLE	727.990	0	727.990
**D BNP PARIDAS EASY - MSC EUROPE EX ON	49.916	0	49.916
**D ALLIANZA OBBLIGAZIONARIO	99.144	0	99.144
**D BNP PARIDAS ACTIONS PME ISR	340.344	0	340.344
**D GENERALI INVESTMENTS SICAV EURO FUTURE LEADERS	140.000	0	140.000
**D BNP PARIDAS ACTIONS PME VTI ISR	347.019	0	347.019
**D BESISSECT - OBS S&P GLOBAL EQUITY	6.943	0	6.943
**D BNP PARIDAS FINANCE EUROPE ISR	153.284	0	153.284
**D BNP PARIDAS ACTIONS ENTREPRENEURS	231.492	0	231.492
**D TOTAL GESTION FLEXIBLE PATRIMOINALE	46.511	0	46.511
**D GENERALI INVESTMENTS SICAV	7.786	0	7.786
**D BNP PARIDAS INVESTMENTS SICAV - SMI EUROPEAN EQUITY	177.253	0	177.253
**D BNP PARIDAS INVESTMENTS SICAV - SMI EUROPEAN EQUITY	213.444	0	213.444
**D AICP-UI-FONDS	5.966	0	5.966
**D AXA AVANTAGE ENTREPRENEURS	50.888	0	50.888
**D BNP PARIDAS SMALLCAP EUROPEAN ISR	321.736	0	321.736
**D AXA AN DIVERSITE INDIC-EL	39.003	0	39.003
**D FRANCE INVESTISSEMENT ACTIONS OPTIMISE	92.703	0	92.703



Pagina 9

DE\* Segue alla persona fisica sopra indicata, il numero della scheda magnetica  
 \*\*D delega alla persona fisica sopra indicata, con il numero della scheda magnetica (votazione effettuata alla postazione assistita)  
 SL\* rappresentanza legale alle persona fisica sopra indicata con il numero della scheda magnetica

Azionisti: 1.833 Teste: 1.833  
 Azionisti in proprio: 0 Azionisti in delega: 1.833

## LISTA ESITO DELLE VOTAZIONI

Oggetto: 7. Autorizzazione all'acquisto e alla disposizione di azioni proprie a servizio del Sistema 2022 PFA.  
FAVOREVOLI

Cognome	Tot. Voti	Proprio	Delega
**D ALINCO CAPITAL MANAGEMENT SGR S.P.A.	70.000	0	70.000
**D JAMES FRENDERSON INSTITUTIONAL EUROPEAN EMER OPPORTUNITIES FUND	4.040	0	4.040
**D INVESTASIA-INVESTMENT-SPECIALISCHFT MBH ON BEHALF OF MAYKE AA-FONDS	69.055	0	69.055
**D JWP PARTHAS FUNDS - EURO MLC CAP	56.990	0	56.990
**D SARADELLI FIANFICAZIONI SG, FI	1.373	0	1.373
**D COMP. EUROPE	42.174	0	42.174
**D PER EQUITY FIA ASSICURAZIONE	2.723	0	2.723
**D FOMGOLDANK FF	130.000	0	130.000
**D HENDERSON CARINOA FUND FAN EUROPEAN SMALLER COMPANIES FUND	745	0	745
**D AFTER ACTIONS ENTREPRISES	57.772	0	57.772
**D INVESTMENT FUND CLASSIC 111P	46.379	0	46.379
**D ZEPHYR - CELLULES PLUS 1	45.000	0	45.000
**D SOFT WEEKLY DIVIDEND ETF	3.620	0	3.620
**D HENDERSON HORIZON FAN EUROPEAN SMALLER COMPANIES FUND	464	0	464
**D AMSCENT - SYCOMORE EURO EQUITY GROWTH	210.768	0	210.768
**D G.A.-FUND-B - EURO EQUITIES	136.036	0	136.036
**D ALLIANCE FUND ALB	133.396	0	133.396
**D INVESTASIA-INVESTMENT-SPECIALISCHFT MBH ON BEHALF OF MAYKE AA-FONDS	21.564	0	21.564
**D INVESTASIA-INVESTMENT-SPECIALISCHFT MBH ON BEHALF OF MAYKE AA-FONDS	6.800	0	6.800
**D INVESTASIA-INVESTMENT-SPECIALISCHFT MBH ON BEHALF OF MAYKE AA-FONDS	230.858	0	230.858
**D AMSCENT - SYCOMORE EURO EQUITY GROWTH	89.118	0	89.118
**D G.A.-FUND-B - EURO EQUITIES	1.803	0	1.803
**D ALLIANCE FUND ALB	4.396	0	4.396
**D INVESTASIA-INVESTMENT-SPECIALISCHFT MBH ON BEHALF OF MAYKE AA-FONDS	16.043	0	16.043
**D INVESTASIA-INVESTMENT-SPECIALISCHFT MBH ON BEHALF OF MAYKE AA-FONDS	33.208	0	33.208
**D INVESTASIA-INVESTMENT-SPECIALISCHFT MBH ON BEHALF OF MAYKE AA-FONDS	88.575	0	88.575
**D INVESTASIA-INVESTMENT-SPECIALISCHFT MBH ON BEHALF OF MAYKE AA-FONDS	102.919	0	102.919
**D INVESTASIA-INVESTMENT-SPECIALISCHFT MBH ON BEHALF OF MAYKE AA-FONDS	2.073	0	2.073
**D INVESTASIA-INVESTMENT-SPECIALISCHFT MBH ON BEHALF OF MAYKE AA-FONDS	13.017	0	13.017
**D INVESTASIA-INVESTMENT-SPECIALISCHFT MBH ON BEHALF OF MAYKE AA-FONDS	325.000	0	325.000
**D INVESTASIA-INVESTMENT-SPECIALISCHFT MBH ON BEHALF OF MAYKE AA-FONDS	1.162	0	1.162
**D INVESTASIA-INVESTMENT-SPECIALISCHFT MBH ON BEHALF OF MAYKE AA-FONDS	134.718	0	134.718
**D INVESTASIA-INVESTMENT-SPECIALISCHFT MBH ON BEHALF OF MAYKE AA-FONDS	48.444	0	48.444
**D INVESTASIA-INVESTMENT-SPECIALISCHFT MBH ON BEHALF OF MAYKE AA-FONDS	266.608	0	266.608
**D INVESTASIA-INVESTMENT-SPECIALISCHFT MBH ON BEHALF OF MAYKE AA-FONDS	31.010	0	31.010
**D INVESTASIA-INVESTMENT-SPECIALISCHFT MBH ON BEHALF OF MAYKE AA-FONDS	480.349	0	480.349
**D INVESTASIA-INVESTMENT-SPECIALISCHFT MBH ON BEHALF OF MAYKE AA-FONDS	502.569	0	502.569
**D INVESTASIA-INVESTMENT-SPECIALISCHFT MBH ON BEHALF OF MAYKE AA-FONDS	31.585	0	31.585
**D INVESTASIA-INVESTMENT-SPECIALISCHFT MBH ON BEHALF OF MAYKE AA-FONDS	69.170	0	69.170
**D INVESTASIA-INVESTMENT-SPECIALISCHFT MBH ON BEHALF OF MAYKE AA-FONDS	97.535	0	97.535
**D INVESTASIA-INVESTMENT-SPECIALISCHFT MBH ON BEHALF OF MAYKE AA-FONDS	215	0	215
**D INVESTASIA-INVESTMENT-SPECIALISCHFT MBH ON BEHALF OF MAYKE AA-FONDS	172.809	0	172.809
**D INVESTASIA-INVESTMENT-SPECIALISCHFT MBH ON BEHALF OF MAYKE AA-FONDS	270.067	0	270.067
**D INVESTASIA-INVESTMENT-SPECIALISCHFT MBH ON BEHALF OF MAYKE AA-FONDS	21.105	0	21.105
**D INVESTASIA-INVESTMENT-SPECIALISCHFT MBH ON BEHALF OF MAYKE AA-FONDS	10.189	0	10.189
**D INVESTASIA-INVESTMENT-SPECIALISCHFT MBH ON BEHALF OF MAYKE AA-FONDS	83.120	0	83.120
**D INVESTASIA-INVESTMENT-SPECIALISCHFT MBH ON BEHALF OF MAYKE AA-FONDS	1	0	1
**D INVESTASIA-INVESTMENT-SPECIALISCHFT MBH ON BEHALF OF MAYKE AA-FONDS	67.995	0	67.995
**D INVESTASIA-INVESTMENT-SPECIALISCHFT MBH ON BEHALF OF MAYKE AA-FONDS	243.976	0	243.976
**D INVESTASIA-INVESTMENT-SPECIALISCHFT MBH ON BEHALF OF MAYKE AA-FONDS	36.226	0	36.226
**D INVESTASIA-INVESTMENT-SPECIALISCHFT MBH ON BEHALF OF MAYKE AA-FONDS	6.600	0	6.600
**D INVESTASIA-INVESTMENT-SPECIALISCHFT MBH ON BEHALF OF MAYKE AA-FONDS	5.062	0	5.062

Pagina 10

Azionisti: 1.833 Testi: 1.833  
Azionisti in proprio: 0 Azionisti in delega: 1.833

DE\* delega alla persona fisica sopra indicata con il numero della scheda magnetica

\*\*D delega alla persona fisica sopra indicata con il numero della scheda magnetica (votazione effettuata alla posizione assente)

RI\* rappresentanza legale alla persona fisica sopra indicata con il numero della scheda magnetica

## LISTA ESITO DELLE VOTAZIONI

Oggetto: 7. Autorizzazione all'acquisto e alla disposizione di azioni proprie a servizio del Sistema 2022 PFA.

## FAVOREVOLI

Cognome	Tot. Voti	Proprio	Delega
**D SABBATELLI EMANUELE 25, FI	4.178	0	4.178
**D RNF PARTHAS FUNDS - SUSTAINABLE EURO FOR VOL. EQUITY	1.236	0	1.236
**D RNF WHOLESALE INTERNATIONAL EQUITIES (INDEX) FUND	13.898	0	13.898
**D ACCIANZINI-TONES PTW2 SEGMENT PTW2-EM-C-NA	31.074	0	31.074
**D CARMICHAEL PORTFOLIO - PATRIMONIO EUROPE	267.101	0	267.101
**D G.A.-FUND-B - EQUITY BROAD EURO P	18.406	0	18.406
**D JARVIS HENDERSON EUROPEAN SMALLER COMPANIES FUND	488.029	0	488.029
**D SABBATELLI EMANUELE 25, FI	54.987	0	54.987
**D DEKA-MASTER HARK I	48.018	0	48.018
**D GENERALI SWAC FUND	38.043	0	38.043
**D INVESTMENT 10, FI	769	0	769
**D ALFANGET-FONDS PTW2 SEGMENT PTW2-EM-C-NA	3.612	0	3.612
**D RNF PARTHAS B PENSION SUSTAINABLE BALANCED	539.412	0	539.412
**D INVESTMENT 10, FI	18.226	0	18.226
**D ABSENDEEN STANDARD SICAV I	214.739	0	214.739
**D ALLIANZ-FONDS PTW2 SEGMENT PTW2-EM-C-NA	16.173	0	16.173
**D UNIFREIGHT-INVESTMENT GESellschaft MDI ON BEHALF OF HMT EURO AKTIEN PROTECT ESG	9.800	0	9.800
**D ALFANGET-FONDS AFE SEGMENT AFE-AA3	61.167	0	61.167
**D RNF PARTHAS B PENSION SUSTAINABLE STARTUP	4.475	0	4.475
**D HECROPOULOS-REAGNATO SUSTAINABLE GROWTH	33.895	0	33.895
**D ENFANCED INDEX INTERNATIONAL SHARE FUND	153.729	0	153.729
**D RNF PARTHAS FUNDS - SUSTAINABLE EURO MULTI-FACTOR EQUITY	34.948	0	34.948
**D CUPAY QUANT - EQUITY EUROZONE EXCEL DEFENSIVE	92.167	0	92.167
**D RNF PARTHAS B PENSION SUSTAINABLE GROWTH	141.429	0	141.429
**D ALLIANZ-FONDS PTW2 SEGMENT PTW2-AA2-C-NA	101.301	0	101.301
**D POP FRANCE PLACEMENT EURO ESG	76.717	0	76.717
**D RNF PARTHAS FUNDS - SUSTAINABLE EUROPE MULTI-FACTOR EQUITY	252.318	0	252.318
**D BRESADORELLI 2000 FP	204.661	0	204.661
**D BRESADORELLI 36, F.P.	126	0	126
**D CASTELLANA PENSIONERS FP	664	0	664
**D FORECONOMICS, FONS DA PENSIONS	193	0	193
**D AS PREVISION EXPERTS FRSV DR EMP-EO	231	0	231
**D FERGATIANICA 92 FP	434	0	434
**D WORLDWIDE INV FD-EUROPE CORE EQU FP	191	0	191
**D CSIF CH ALL EQUITY WORLD EX CH MINIMUM VOLATILITY PP CREDIT SWISS FUNDS AG	102.617	0	102.617
**D STOFORD UMBRELLA AKTIVA AUSLAND MINIMUM VOLATILITY CREDIT SWISS FUNDS AG	18.841	0	18.841
**D CSIF CH EQUITY EUROPE EX CH BLUE CHCELL SWISS FUNDS AG	8.236	0	8.236
**D CSIF CH ALL EQUITY WORLD EX CH CREDIT PENSION FUND CREDIT SWISS FUNDS AG	14.821	0	14.821
**D CSIF 2 CREDIT SWISS FOR SMALL MTD CAP ALPES LONG SECUR FUND	3.897	0	3.897
**D CSIF 2 CREDIT SWISS FOR COOPERATIVE ITALY EQUITY FUND	419.809	0	419.809
**D AGR IAZ ADVANCED AGE NON FIAT	170.192	0	170.192
**D THE NEW ZEALAND SURELINE TRUST COMPANY LIMITED	52.566	0	52.566
**D WHOLESALE INTERNATIONAL CORE EQUITIES (INDEX) FUND	2.175	0	2.175
**D STRATEGIC INTERNATIONAL EQUITY FUND	863	0	863
**D WHOLESALE INTERNATIONAL CORE EQUITIES	6.773	0	6.773
**D RUSSELL INVESTMENTS SUSTAINABLE GLOBAL SPARS FUND	8.982	0	8.982
**D CREDIT ALTERNATIVE GLOBAL EQUITY	199	0	199
**D AVIVA INVESTORS PASSIVE FUNDS ACS - AT DEVELOPED EUROPEAN EX UK EQUITY INDEX FUND	2.650	0	2.650
**D ELEVA JETIS FUND - RIVA TRADING SMALL & MIDDLE EUROPE FUND	92	0	92
**D ESOC GLOBAL FUNDS ICMV	171.483	0	171.483
	436.742	0	436.742
	402.951	0	402.951



Pagina 11

1 DF delega alla persona fisica sopra indicata con il numero della scheda partecipata  
1.833 \*\*D delega alla persona fisica sopra indicata con il numero della scheda partecipata (votazione effettuata alla postazione assistita)  
R1.\* rappresentanza legale alla persona fisica sopra indicata con il numero della scheda partecipata

Azionisti: 1.833 Tester: 0 Azionisti in delega: 1.833

## LISTA ESITO DELLE VOTAZIONI

Oggetto: 7. Autorizzazione all'acquisto e alla disposizione di azioni proprie a servizio del Sistema 2022 PFA.  
FAVOREVOLI

Cognome	Sot. Voti	Proprio	Delega
**D REASSURE LIMITED	309.171	0	309.171
**D PERC RFS PLC	137.771	0	137.771
**D PERC RFS PLC	4.921.618	0	4.921.618
**D PERC INDEX INVESTMENT FUNDS 2 FCP - ASG (LUX) LONGER EX OR INDEX FUND	101.984	0	101.984
**D PERC INDEX INVESTMENT FUNDS 2 FCP - ASG (LUX) LONGER EX OR INDEX FUND	23.231	0	23.231
**D PERC INDEX INVESTMENT FUNDS 2 FCP - ASG (LUX) LONGER EX OR INDEX FUND	408	0	408
**D PERC INDEX INVESTMENT FUNDS 2 FCP - ASG (LUX) LONGER EX OR INDEX FUND	2.034	0	2.034
**D PERC INDEX INVESTMENT FUNDS 2 FCP - ASG (LUX) LONGER EX OR INDEX FUND	286.867	0	286.867
**D PERC INDEX INVESTMENT FUNDS 2 FCP - ASG (LUX) LONGER EX OR INDEX FUND	7.732	0	7.732
**D PERC INDEX INVESTMENT FUNDS 2 FCP - ASG (LUX) LONGER EX OR INDEX FUND	112.866	0	112.866
**D PERC INDEX INVESTMENT FUNDS 2 FCP - ASG (LUX) LONGER EX OR INDEX FUND	8.669	0	8.669
**D PERC INDEX INVESTMENT FUNDS 2 FCP - ASG (LUX) LONGER EX OR INDEX FUND	6.560	0	6.560
**D PERC INDEX INVESTMENT FUNDS 2 FCP - ASG (LUX) LONGER EX OR INDEX FUND	115.100	0	115.100
**D PERC INDEX INVESTMENT FUNDS 2 FCP - ASG (LUX) LONGER EX OR INDEX FUND	29.319	0	29.319
**D PERC INDEX INVESTMENT FUNDS 2 FCP - ASG (LUX) LONGER EX OR INDEX FUND	71.492	0	71.492
**D PERC INDEX INVESTMENT FUNDS 2 FCP - ASG (LUX) LONGER EX OR INDEX FUND	718.155	0	718.155
**D PERC INDEX INVESTMENT FUNDS 2 FCP - ASG (LUX) LONGER EX OR INDEX FUND	48.973	0	48.973
**D PERC INDEX INVESTMENT FUNDS 2 FCP - ASG (LUX) LONGER EX OR INDEX FUND	19.677	0	19.677
**D PERC INDEX INVESTMENT FUNDS 2 FCP - ASG (LUX) LONGER EX OR INDEX FUND	120.020	0	120.020
**D PERC INDEX INVESTMENT FUNDS 2 FCP - ASG (LUX) LONGER EX OR INDEX FUND	5.754	0	5.754
**D PERC INDEX INVESTMENT FUNDS 2 FCP - ASG (LUX) LONGER EX OR INDEX FUND	9.153	0	9.153
**D PERC INDEX INVESTMENT FUNDS 2 FCP - ASG (LUX) LONGER EX OR INDEX FUND	8.669	0	8.669
**D PERC INDEX INVESTMENT FUNDS 2 FCP - ASG (LUX) LONGER EX OR INDEX FUND	518.996	0	518.996
**D PERC INDEX INVESTMENT FUNDS 2 FCP - ASG (LUX) LONGER EX OR INDEX FUND	1.134	0	1.134
**D PERC INDEX INVESTMENT FUNDS 2 FCP - ASG (LUX) LONGER EX OR INDEX FUND	8.385	0	8.385
**D PERC INDEX INVESTMENT FUNDS 2 FCP - ASG (LUX) LONGER EX OR INDEX FUND	126.264	0	126.264
**D PERC INDEX INVESTMENT FUNDS 2 FCP - ASG (LUX) LONGER EX OR INDEX FUND	1.211	0	1.211
**D PERC INDEX INVESTMENT FUNDS 2 FCP - ASG (LUX) LONGER EX OR INDEX FUND	8.512	0	8.512
**D PERC INDEX INVESTMENT FUNDS 2 FCP - ASG (LUX) LONGER EX OR INDEX FUND	34.503	0	34.503
**D PERC INDEX INVESTMENT FUNDS 2 FCP - ASG (LUX) LONGER EX OR INDEX FUND	79.953	0	79.953
**D PERC INDEX INVESTMENT FUNDS 2 FCP - ASG (LUX) LONGER EX OR INDEX FUND	106.796	0	106.796
**D PERC INDEX INVESTMENT FUNDS 2 FCP - ASG (LUX) LONGER EX OR INDEX FUND	335.581	0	335.581
**D PERC INDEX INVESTMENT FUNDS 2 FCP - ASG (LUX) LONGER EX OR INDEX FUND	5.173	0	5.173
**D PERC INDEX INVESTMENT FUNDS 2 FCP - ASG (LUX) LONGER EX OR INDEX FUND	562.979	0	562.979
**D PERC INDEX INVESTMENT FUNDS 2 FCP - ASG (LUX) LONGER EX OR INDEX FUND	17.296	0	17.296
**D PERC INDEX INVESTMENT FUNDS 2 FCP - ASG (LUX) LONGER EX OR INDEX FUND	2.524	0	2.524
**D PERC INDEX INVESTMENT FUNDS 2 FCP - ASG (LUX) LONGER EX OR INDEX FUND	17.096	0	17.096
**D PERC INDEX INVESTMENT FUNDS 2 FCP - ASG (LUX) LONGER EX OR INDEX FUND	38.880	0	38.880
**D PERC INDEX INVESTMENT FUNDS 2 FCP - ASG (LUX) LONGER EX OR INDEX FUND	7.252	0	7.252
**D PERC INDEX INVESTMENT FUNDS 2 FCP - ASG (LUX) LONGER EX OR INDEX FUND	859.399	0	859.399
**D PERC INDEX INVESTMENT FUNDS 2 FCP - ASG (LUX) LONGER EX OR INDEX FUND	100.311	0	100.311
**D PERC INDEX INVESTMENT FUNDS 2 FCP - ASG (LUX) LONGER EX OR INDEX FUND	60.280	0	60.280
**D PERC INDEX INVESTMENT FUNDS 2 FCP - ASG (LUX) LONGER EX OR INDEX FUND	177.904	0	177.904
**D PERC INDEX INVESTMENT FUNDS 2 FCP - ASG (LUX) LONGER EX OR INDEX FUND	35.812	0	35.812
**D PERC INDEX INVESTMENT FUNDS 2 FCP - ASG (LUX) LONGER EX OR INDEX FUND	2.486	0	2.486
**D PERC INDEX INVESTMENT FUNDS 2 FCP - ASG (LUX) LONGER EX OR INDEX FUND	521.050	0	521.050
**D PERC INDEX INVESTMENT FUNDS 2 FCP - ASG (LUX) LONGER EX OR INDEX FUND	39.510	0	39.510
**D PERC INDEX INVESTMENT FUNDS 2 FCP - ASG (LUX) LONGER EX OR INDEX FUND	51.069	0	51.069
**D PERC INDEX INVESTMENT FUNDS 2 FCP - ASG (LUX) LONGER EX OR INDEX FUND	76.844	0	76.844
**D PERC INDEX INVESTMENT FUNDS 2 FCP - ASG (LUX) LONGER EX OR INDEX FUND	43.101	0	43.101
**D PERC INDEX INVESTMENT FUNDS 2 FCP - ASG (LUX) LONGER EX OR INDEX FUND	1.636	0	1.636
**D PERC INDEX INVESTMENT FUNDS 2 FCP - ASG (LUX) LONGER EX OR INDEX FUND	2.509	0	2.509

Pagina 12

Azionisti: 1.833 Teste: 0 Azionisti in delega: 1.833  
 Azionisti in proprio: 0  
 DE\* delega alla persona fisica sopra indicata con il numero della scheda magnetica  
 \*\*D delega alla persona fisica sopra indicata con il numero della scheda magnetica (votazione effettuata alle passazioni assenti)  
 RI\* rappresenta la delega alla persona fisica sopra indicata con il numero della scheda magnetica

## LISTA ESITO DELLE VOTAZIONE

Oggetto: 7. Autorizzazione all'acquisto e alla disposizione di azioni proprie a servizio del Sistema 2022 PFA.

## FAVOREVOLI

Cognome	Tot. Voti	Proprio	Delega
**D THE DUNCLAYS BANK UK RETIREMENT FUND	805	0	805
**D GEMOIRGE FUND III LCVC-CFA DIVERSIFIED GROWTH FUND	4.351	0	4.351
**D EUROPRACIFIC GROWTH FUND	30.321.046	0	30.321.046
**D JPMORGAN GLOBAL ALLOCATION FUND	4.423	0	4.423
**D JPMORGAN FUND LCVC - JPM GLOBAL RESEARCH ENHANCED INDEX EQUITY FUND	54.363	0	54.363
**D JPMORGAN PENSION TRUST FUND (SAFE EQUITY INDEX) CP OF JPMORGAN CREDIT BANK, N.A.	287.687	0	287.687
**D AMERICAN FUNDS GLOBAL BALANCE FUND	690.000	0	690.000
**D CUSTODY BANK OF HAWAII, LTD. AS TRUSTEE FOR MATHIO TRUST & BANKING CO., LTD. AS TRUSTEE FOR INTERNATIONAL EQUITY PASSIVE	71.613	0	71.613
**D AVIVA INVESTORS PORTFOLIO FUNDS LCVC AVIVA INVESTORS MULTI-ASSET CORE FUND IV	2.242	0	2.242
**D AVIVA INVESTORS PORTFOLIO FUNDS LCVC AVIVA INVESTORS MULTI-ASSET CORE FUND I	200	0	200
**D ANTHEM MASTER TRUST	113.825	0	113.825
**D ROYAL BOROUGH OF KINGSTON UPON THAMES PENSION FUND	14.272	0	14.272
**D JPMORGAN INVESTMENT FUNDS	1.019.872	0	1.019.872
**D OGEPIV, LLC	424	0	424
**D JPMORGAN INTERNATIONAL HEDGED EQUITY FUND	48.304	0	48.304
**D JPMORGAN STRATEGICALS INTERNATIONAL EQUITY FII	113.833	0	113.833
**D DIVERSITIES SUPERINNOVATION SCHEME	341.224	0	341.224
**D SHELL TRUST (BERMUDA) LTD AS TRUSTEE OF THE SHELL OVERSEAS CONTRIBUTORY PENSION FUND	2.556	0	2.556
**D CAPITALFUNDINGEN DANKE INVEST INSTITUTIONAL ASSET DANICA LINK ENDS GLOBAL ACTIER	5.482	0	5.482
**D JPMORGAN FUND LCVC - JPM EUROPE (EX-JPM) RESEARCH ENHANCED INDEX EQUITY FUND	45.828	0	45.828
**D AVIVA INVESTORS PORTFOLIO FUNDS LCVC AVIVA INVESTORS MULTI-ASSET CORE FUND V	536	0	536
**D SHELL TRUST (BERMUDA) LIMITED AS TRUSTEE OF THE SHELL INTERNATIONAL PENSION FUND	1.601	0	1.601
**D COXWELL PENSION TRUST FUND (INTERNATIONAL RESEARCH ENHANCED EQUITY FUND)	420.673	0	420.673
**D JPMORGAN INTERNATIONAL RESEARCH ENHANCED EQUITY FUND	1.543.040	0	1.543.040
**D AVIVA LIFE & PENSIONS IRELAND DAC	32.031	0	32.031
**D SHELL PENSIONS TRUST LIMITED AS TRUSTEE OF SHELL CONTRIBUTORY PENSION FUND	7.743.726	0	7.743.726
**D CAPITAL MOTTED GROWTH AND INCOME FUND	16.236	0	16.236
**D STATE OF CALIFORNIA SAVINGS PLUS PROGRAM PASIERA TRUST	257.381	0	257.381
**D JPMORGAN STRATEGICALS EUROPE, BIC	629.772	0	629.772
**D DANICA PENSION, LIVSFORSIKERINSSAMFUNDSTISKAR	3.812	0	3.812
**D EQ ADVISORS TRUST - EQ/INVESTCO INTERNATIONAL GROWTH PORTFOLIO	305.829	0	305.829
**D AVIVA INVESTORS INVESTMENT FUNDS LCVC AVIVA INVESTORS INTERNATIONAL INDEX TRACKING FUND	8.948	0	8.948
**D CAPITAL GROUP EMPLOYEE BENEFIT INVESTMENT TRUST	642.755	0	642.755
**D INTERNATIONAL GROWTH AND INCOME FUND	1.511.303	0	1.511.303
**D ONE-PAH GLOBAL SHARES - LARGE CAP (UNHEADED) FUNDPOOL	58.241	0	58.241
**D GENERAL MOTORS PENSIONFONDS OFF	4.833	0	4.833
**D JPMORGAN INSURANCE TRUST GLOBAL ALLOCATION PORTFOLIO	1.855	0	1.855
**D GENERAL MOTORS (VMI) PENSION PLAN	6.440	0	6.440
**D INVESTERINVESTMENTEN DANKE INVEST EUROPE INDEXES RHP KL	6.596	0	6.596
**D INVESTERINVESTMENTEN DANKE INVEST GLOBAL INDEXES - ARKADIA-ERFRIER KL	13.466	0	13.466
**D FIDELITY INVESTMENT TRUST: FIDELITY SERIES OVERSEAS FUND	1.770	0	1.770
**D FIDELITY GROUP TRUST FOR EMPLOYEE BENEFIT PLANS	6.872.155	0	6.872.155
**D FIDELITY SELECT INTERNATIONAL SVAFI CAP EQUITY FUND, LLC	2.104.130	0	2.104.130
**D THE STEAMSHIP MUTUAL UNDERWRITING ASSOCIATION TRUSTEE (BERMUDA) LIMITED	108.560	0	108.560
**D HALLIE GIFFORD MOTIVATOR FUNDS PLC: US WORLDWIDE FAN-RIDGEMAN FUND	2.329	0	2.329
**D BATHIE GIFFORD WORLDWIDE FUNDS PLC: BATHIE GIFFORD WORLDWIDE FOR GROWTH	182.773	0	182.773
**D KLEINLY INVESTMENT TRUST: FIDELITY SAL INTERNATIONAL SVAFI CAP EQUITY FUND	2.042	0	2.042
**D FIDELITY SELECT INTERNATIONAL EQUITY FUND, LLC	529.767	0	529.767
**D INVESTERINVESTMENTEN DANKE INVEST INDEX GLOBAL AC RESTRICTED - ACCUMULATING KL	53.138	0	53.138
**D INVESTERINVESTMENTEN DANKE INVEST INDEX EUROPE RESTRICTED - ACCUMULATING KL	5.882	0	5.882
**D INVESTERINVESTMENTEN DANKE INVEST INDEX EUROPE RESTRICTED - ACCUMULATING KL	31.169	0	31.169
**D INVESTERINVESTMENTEN DANKE INVEST GLOBAL INDEXES KL	14.618	0	14.618



Pagina 13

DE\* delega alla persona fisica sopra indicata con il numero della scheda passagiero  
 \*\*D\* delega alle persone fisiche sopra indicate con il numero della scheda passagiero (votazione effettuata alla maggioranza assoluta)  
 RL\* rappresenta l'esplicita o implicita presenza (voti) indicati con il numero della scheda passagiero

Azionisti: 1.833 Teste: 1.833  
 Azionisti in proprio: 0 Azionisti in delega: 1.833

# LISTA ESITO DELLE VOTAZIONI

Oggetto: 7. Autorizzazione all'acquisto e alla disposizione di azioni proprie a servizio del Sistema 2022 PFA.  
FAVOREVOLI

Cognome	Tot. Vot.	Proprio	Delega
**D JPMORGAN EITE (IRELAND) "CAP-PURPOSE RESEARCH ANEWALD IN EQ (RSG) UCITS ETF	100.393	0	100.393
**D JPMORGAN EITE (IRELAND) "CAP-GLOBAL RESEARCH ANEWALD IN EQ (RSG) UCITS ETF	41.049	0	41.049
**D THE MASTER FUND OF CAPA, "D. AS: MTEA700031229	7.910	0	1.910
**D ACTIAM EUROPEAN "NEX ANDELFONDS ASSET	9.447	0	9.447
**D UNIVERSAL-INVESTMENT-SELLESCHEFT WFO ON BEHALF OF STOCKEN-UT-FONDS	9.816	0	9.816
**D ACCORLEVIN INVESTITIONSS-BELGISCHEFONDS - SWISSSELVIA EUROPEAN "NEX ANDELFONDS EUROPE	7.569	0	1.569
**D ACTIAM EUROPEAN "NEX ANDELFONDS EUROPE	42.227	0	42.227
**D UNIVERSAL-INVESTMENT-SELLESCHEFT WFO ON BEHALF OF UNIVERSAL-OCG	17.374	0	17.374
**D ACTIAM EUROPEAN "NEX ANDELFONDS EUROPE	15.227	0	15.227
**D ACTIAM EUROPEAN "NEX ANDELFONDS EUROPE	24.976	0	24.976
**D UNIVERSAL-INVESTMENT-SELLESCHEFT WFO ON BEHALF OF UNIVERSAL-CA V	120.550	0	120.550
**D AZ FUND 1 AS EQUITY EUROPE	23.200	0	23.200
**D FOREIGN STOCK INDEX MOTIF FUND	147	0	147
**D SHANTO GLOBAL EQUITY INDEX MOTIF FUND	57.396	0	57.396
**D SOCIAL SECURITY OFFICE	10.800	0	10.800
**D THE S. M. FOUNDATION	21.300	0	21.300
**D GEAR SMUEL L.	364.288	0	364.288
**D STANDARD LIFE INTERNATIONAL DESIGNATED ACTIVITY COMPANY	52.950	0	52.950
**D SCOTCHMAN SHIP PENSIONFONDS	540.000	0	540.000
**D MADRIDIAN FUND-MANAGEMENT ACTIVE	84.310	0	84.310
**D STATE OF NEW YORK STATE INVESTMENT COUNCIL	94.471	0	94.471
**D CSE OF EQUITY AND CREDIT SWISS FUNDS AG	2.390.000	0	2.390.000
**D EUROPE CAPITAL GROWTH FUNDS	18.942	0	18.942
**D BK CSE WORLD EQUITY CREDIT SWISS FUNDS AG	30.756	0	30.756
**D ECP MENARDINE OFFICIAL VALUE	1.264	0	1.264
**D CSE OF EQUITY AND CREDIT SWISS FUNDS AG	1.295	0	1.295
**D AXA VORSCHE FONDS EQUITIES GLOBAL MARKETS III CREDIT SWISS FUNDS AG	760.000	0	760.000
**D MANDARINE UNILEVER SMALLMID CAPS EUROPE	32.212	0	32.212
**D AXA VORSCHE FONDS IT EQUITIES GLOBAL MARKETS MASSIVE CREDIT SWISS FUNDS AG	109.535	0	109.535
**D CREDIT SWISS LUX EUROPEAN ENTREPRENEUR EQUITY FUND	39.831	0	39.831
**D PRO FUND MAXIMUM TERM SERIES	1.297.390	0	1.297.390
**D OVERSEAS SERIES	180.527	0	180.527
**D ERCE POWERPENSION PLAN	49.615	0	49.615
**D PRO BLEND EXTENDER TERM SERIES	25.831	0	25.831
**D PRO BLEND EXTENDER TERM SERIES	81.886	0	81.886
**D DBC BANK NATIONALASSN	1.295	0	1.295
**D CREDIT OF THE HOLYCOMFORTER	373.905	0	373.905
**D ALXASANK FENSLICKS, S.A., SEFF	121.315	0	121.315
**D OLD WESTBURY LARGE CAP STRATEGIES FUND	47.491	0	47.491
**D EATON VANCE TRUST COMPANY COLLECTIVE INVESTMENT	743	0	743
**D OKLAHOMA TORRICO SETTLEMENT ENDOWMENT TRUST	243.763	0	243.763
**D THE BANK OF NEW YORK MELLON INTERNATIONAL FUNDS	1.631	0	1.631
**D BAYVIEW GIFFORD INTERNATIONAL ALPHA FUND	2.179.396	0	2.179.396
**D SUBSIDIZED SCHOOLS PROVIDENT FUND	254.229	0	254.229
**D INTERNATIONAL EQUITY FUND	9.156	0	9.156
**D KAPITALFORENINGEN END INVESTIGER GLOBAL MARKET 111	22.468	0	22.468
**D AMERICAN ELECTRIC POWER MASTER RETIREMENT TRUST	31.344	0	31.344
**D AMERICAN ELECTRIC POWER SYSTEM RETIREMENT MEDICAL FUNDS	11.246	0	11.246
**D KAPITALFORENINGEN END INVESTIGER INTERNATIONAL ARTIES	47.851	0	47.851
**D ISLANDS REACTOR: PENSION PLAN IT DEFINED BENEFIT PLAN TRUST	66.257	0	66.257
**D BNY MELLON ET REL INTERNATIONAL STOCK INDEX FUND	28.121	0	28.121
**D GREAT WSCC COAL STRATEGIES INTERNATIONAL EQUITY FUND	105.220	0	105.220

Pagina 14

Azionisti: 1.833 Teste: 0  
 Azionisti in proprio: 0 Azionisti in delega: 1.833  
 DE\* Delega alla persona fisica sopra indicata con il numero della scheda magnetica  
 \*\*D Delega alla persona fisica sopra indicata con il numero della scheda magnetica (votazione effettuata alla postazione assistita)  
 (\*) Appartenenza legale alla persona fisica sopra indicata con il numero della scheda magnetica

## LISTA ESITO DELLE VOTAZIONI

Oggetto: 7. Autorizzazione all'acquisto e alla disposizione di azioni proprie a servizio del Sistema 2022 PFA.

## FAVOREVOLI

Cognome	Proprio	Delega
**D VIRGINIA TECH FOUNDATION INC	2.908	2.908
**D EMERIT TRUST COMPANY COLLECTIVE INVESTMENT FUNDS FOR EMPLOYEE BENEFIT TRUSTS	226.933	226.933
**D ADVANCED SERIES TRUST ASS I SOME PRICE DIVERSIFIED REAL	1.697	1.697
**D ADVANCED SERIES TRUST ASS I SOME PRICE GROWTH OPPORTUNIT	52.258	52.258
**D SYMETHRY PHARMACEUTICAL GLOBAL EQUITY FUND	6.173	6.173
**D SYMETHRY PHARMACEUTICAL INTERNATIONAL EQUITY FUND	7.772	7.772
**D SYMETHRY PHARMACEUTICAL INTERNATIONAL EQUITY FUND	336.787	336.787
**D SYMETHRY PHARMACEUTICAL INTERNATIONAL EQUITY FUND	555.987	555.987
**D SYMETHRY PHARMACEUTICAL INTERNATIONAL EQUITY FUND	695	695
**D SYMETHRY PHARMACEUTICAL INTERNATIONAL EQUITY FUND	17.075	17.075
**D SYMETHRY PHARMACEUTICAL INTERNATIONAL EQUITY FUND	33.967	33.967
**D SYMETHRY PHARMACEUTICAL INTERNATIONAL EQUITY FUND	1.719	1.719
**D SYMETHRY PHARMACEUTICAL INTERNATIONAL EQUITY FUND	7.871.043	7.871.043
**D SYMETHRY PHARMACEUTICAL INTERNATIONAL EQUITY FUND	1.191.098	1.191.098
**D SYMETHRY PHARMACEUTICAL INTERNATIONAL EQUITY FUND	1.320.816	1.320.816
**D SYMETHRY PHARMACEUTICAL INTERNATIONAL EQUITY FUND	3.933.722	3.933.722
**D SYMETHRY PHARMACEUTICAL INTERNATIONAL EQUITY FUND	2.820	2.800
**D SYMETHRY PHARMACEUTICAL INTERNATIONAL EQUITY FUND	4.420	4.400
**D SYMETHRY PHARMACEUTICAL INTERNATIONAL EQUITY FUND	984	984
**D SYMETHRY PHARMACEUTICAL INTERNATIONAL EQUITY FUND	7.216	7.216
**D SYMETHRY PHARMACEUTICAL INTERNATIONAL EQUITY FUND	23.146	23.146
**D SYMETHRY PHARMACEUTICAL INTERNATIONAL EQUITY FUND	5.504	5.324
**D SYMETHRY PHARMACEUTICAL INTERNATIONAL EQUITY FUND	4.484	4.444
**D SYMETHRY PHARMACEUTICAL INTERNATIONAL EQUITY FUND	15.640	15.640
**D SYMETHRY PHARMACEUTICAL INTERNATIONAL EQUITY FUND	27.164	27.164
**D SYMETHRY PHARMACEUTICAL INTERNATIONAL EQUITY FUND	3.637	3.637
**D SYMETHRY PHARMACEUTICAL INTERNATIONAL EQUITY FUND	5.744	5.744
**D SYMETHRY PHARMACEUTICAL INTERNATIONAL EQUITY FUND	7.250	7.250
**D SYMETHRY PHARMACEUTICAL INTERNATIONAL EQUITY FUND	3.652	3.652
**D SYMETHRY PHARMACEUTICAL INTERNATIONAL EQUITY FUND	6.640	6.640
**D SYMETHRY PHARMACEUTICAL INTERNATIONAL EQUITY FUND	12.561	12.561
**D SYMETHRY PHARMACEUTICAL INTERNATIONAL EQUITY FUND	17.310	17.310
**D SYMETHRY PHARMACEUTICAL INTERNATIONAL EQUITY FUND	1.580	1.580
**D SYMETHRY PHARMACEUTICAL INTERNATIONAL EQUITY FUND	1.413	1.413
**D SYMETHRY PHARMACEUTICAL INTERNATIONAL EQUITY FUND	2.722	2.722
**D SYMETHRY PHARMACEUTICAL INTERNATIONAL EQUITY FUND	4.119	4.119
**D SYMETHRY PHARMACEUTICAL INTERNATIONAL EQUITY FUND	683.066	683.066
**D SYMETHRY PHARMACEUTICAL INTERNATIONAL EQUITY FUND	25.291	25.291
**D SYMETHRY PHARMACEUTICAL INTERNATIONAL EQUITY FUND	13.668	13.668
**D SYMETHRY PHARMACEUTICAL INTERNATIONAL EQUITY FUND	6.394	6.394
**D SYMETHRY PHARMACEUTICAL INTERNATIONAL EQUITY FUND	14.764	14.764
**D SYMETHRY PHARMACEUTICAL INTERNATIONAL EQUITY FUND	1.273	1.273
**D SYMETHRY PHARMACEUTICAL INTERNATIONAL EQUITY FUND	20.000	20.000
**D SYMETHRY PHARMACEUTICAL INTERNATIONAL EQUITY FUND	1.611	1.611
**D SYMETHRY PHARMACEUTICAL INTERNATIONAL EQUITY FUND	5.394	5.394
**D SYMETHRY PHARMACEUTICAL INTERNATIONAL EQUITY FUND	26.954	26.954
**D SYMETHRY PHARMACEUTICAL INTERNATIONAL EQUITY FUND	1	1
**D SYMETHRY PHARMACEUTICAL INTERNATIONAL EQUITY FUND	416	416
**D SYMETHRY PHARMACEUTICAL INTERNATIONAL EQUITY FUND	1.884	1.884
**D SYMETHRY PHARMACEUTICAL INTERNATIONAL EQUITY FUND	707	707
**D SYMETHRY PHARMACEUTICAL INTERNATIONAL EQUITY FUND	876	876
**D SYMETHRY PHARMACEUTICAL INTERNATIONAL EQUITY FUND	3.216	3.216



Pagina 15

1 DE delega alla persona fisica sopra indicata con il numero della scheda magnetica (votazione effettuata alle gestioni assistite)

1.833 \*\*D delega alla persona fisica sopra indicata con il numero della scheda magnetica (votazione effettuata alle gestioni assistite)

RL+ rappresenta la parte della persona fisica sopra indicata con il numero della scheda magnetica

Azionisti: 1.833 Testi:

Azionisti in proprio: 0 Azionisti in delega:

## LISTA ESITO DELLE VOIAZIONE

Oggetto: 7. Autorizzazione all'acquisto e alla disposizione di azioni proprie a servizio del Sistema 2022 PFA.  
FAVOREVOLI

Cognome	Tot. Voti	Proprio	Delega
A*0 ELISABETH ROSSIGN	757	0	757
A*0 FUNDABLE FOUNDATION INC	1.716	0	1.716
A*0 FUNRAITY HOLDINGS LLC	1.480	0	1.480
A*0 GITEF VODACHEY 2009 TRUST	828	0	828
A*0 CAROL L. SARNETT CHARITABLE REMAIND 10571050150	4.882	0	4.882
A*0 CAROL J. SARNETT TRUST II	2.724	0	2.724
A*0 ERIC BLAZER INVESTMENTS VENTURE LLC	3.659	0	3.659
A*0 G*05 FIRMOPAC, LLC	6.965	0	6.965
A*0 L. RICHARD GELSON F. SELLER SR	5.869	0	5.869
A*0 DORIS CHRISTOPHER	26.904	0	26.904
A*0 WS DEFENDANTS ANNUITY FUND	31.278	0	31.278
A*0 SCOTT CARBETT	1.339	0	1.339
A*0 MONTICAPAL EMPLOYERS DESIGN PLAN	3.574	0	3.574
A*0 CATHERINE KING	799	0	799
A*0 JOHN KOSTRZEY	1.331	0	1.331
A*0 GAIL McLAUGHLIN	2.574	0	2.574
A*0 J. STEVEN NEW RE 11 18 04 WAKER ADR	1.446	0	1.446
A*0 MORRIS 1992 GILC TRUST	2.096	0	2.096
A*0 JOHN NEWINS	1.394	0	1.394
A*0 THOMAS P. PRICHAL TR LTD 3 31 94 MEMBER	1.479	0	1.479
A*0 THOMAS R. SMITH REV TRUST	1.074	0	1.074
A*0 JAMES C. RUCKER TR LTD 6 16 92 MEMBER	1.606	0	1.606
A*0 STEVEN RUCKER	1.043	0	1.043
A*0 JAMES BASILAN TRUST	37.553	0	37.553
A*0 CHARLES STAGIN	999	0	999
A*0 EXEC FAMILY TRUST M FORD II FAMILY TRUST	1.714	0	1.714
A*0 THE BANK OF NEW YORK MELLON EMPLOYEE BENEFIT COLLECTIVE TRST	98.357	0	98.357
A*0 THE BANK OF NEW YORK MELLON EMPLOYEE BENEFIT COLLECTIVE INVESTMENT FUND PLAN	51.878	0	51.878
A*0 THE BANK OF NEW YORK MELLON EMPLOYEE BENEFIT COLLECTIVE INVESTMENT FUND PLAN	298.705	0	298.705
A*0 THE BANK OF NEW YORK MELLON EMPLOYEE BENEFIT COLLECTIVE INVESTMENT FUND PLAN	49.871	0	49.871
A*0 SEAN MELLON OF EL INTERNATIONAL STOCK INDEX FUND	48.437	0	48.437
A*0 ADVANCE SERIES TRUST AET FRANKLIN 65 IS DIVERSIFIED ALLOCATION FUND POLLO	41.849	0	41.849
A*0 1995 FORDS STICHTING 1	36.229	0	36.229
A*0 COLONY OF SANTA CLARA	15.137	0	15.137
A*0 CAPITAL FORTNIGHTLY INVESTING PRO V. ADV WORLD EQUITY INDEX NO AVERAGE PORTFOLIO ADMINISTRATION AP	67.857	0	67.857
A*0 AOK OCT GLOBAL EQUITY FUND AOKFOGA	114.074	0	114.074
A*0 FRODO GLOBAL PUBLIC EQUITY LP	1.959	0	1.959
A*0 FLORENZ ELEGIBLE OPPORTUNITIES FUND	196.813	0	196.813
A*0 FIDELITY INVESTMENT TRUST FIDELITY DIVERSIFIED INTERNATIONAL FUND	2.900.896	0	2.900.896
A*0 BCI POOLED INVESTMENT FUND SERIES SMARI EUROPEAN EQUITY FUND	5.389	0	5.389
A*0 IVY PROSHARES *SCI ACMT INDEX FUND	773	0	773
A*0 FIDELITY GROUP TRUST FOR EMPLOYEE BENEFIT PLANS	1.657.757	0	1.657.757
A*0 BRILLIE GIFFORD UK AND WORLDWIDE EQUITY FUND	84.157	0	84.157
A*0 BRITNIA SPACE RETIREMENT SYSTEM	31.349	0	31.349
A*0 ARIZONA STATE RETIREMENT SYSTEM	132.018	0	132.018
A*0 FRANKLIN ADVISERS LLC	1.100	0	1.100
A*0 AZL VST GLOBAL EQUITY INDEX FUND	5.389	0	5.389
A*0 FIRST LOGIC INTERNATIONAL DEVELOPED CAPITAL STRATEGICAL PORTFOLIO	4.695	0	4.695
A*0 BNY MELLON INTERNATIONAL EQUITY ETF	4.460	0	4.460
A*0 HICKOKERS MSCI KOREAN EQUITY ETF	4.375	0	4.375
A*0 IC CANADIAN ESC INTERNATIONAL EQUITY ETF	10.150	0	10.150
A*0 CITY RETIREMENT SAVINGS PLAN	37.632	0	37.632

Pagina 16

DE= delega alla persona fisica sopra indicata con il numero della scheda magnetica

Azionisti in proprio: 1.833 Tesoriere: 1.833  
Azionisti in delega: 1.833

\*\*C: delega alla persona fisica sopra indicata con il numero della scheda magnetica (volazione effettuata alla postazione assistita)  
RL: rappresentanza legale alla persona fisica sopra indicata con il numero della scheda magnetica

## LISTA ESITO DELLE VOTAZIONI

Oggetto: 7. Autorizzazione all'acquisto e alla disposizione di azioni proprie a servizio del Sistema 2022 P.F.A.  
FAVOREVOLI

Cognome	Tot. Voti	Proprio	Delega
**D XTRACERS MSCI ALL WORLD EX US BRIDGE EQUITY ETF	3.558	0	3.558
**D UNIVERSITY OF MICHIGAN FOUNDATION	53.267	0	53.267
**D STATE OF MICHIGAN INVESTMENT BOARD	246.917	0	246.917
**D AID GROUP IRISH PENSION SCHEME	16.272	0	16.272
**D STANDARD LIFE INVESTMENTS GLOBAL STONY CT	210.149	0	210.149
**D BANK OF KOREA	18.813	0	18.813
**D BANK OF KOREA	37.803	0	37.803
**D THE ASHIKAGAWA OF LARGED INVESTMENT TRUST	30	0	30
**D PUBLIC EMPLOYER RETIREMENT SYSTEM OF MISSISSIPPI	87.610	0	87.610
**D DALLAS STAFFORD EUROPEAN FUND	3.128.210	0	3.128.210
**D THE JORDAN CHARITABLE FOUNDATION	19.694	0	19.694
**D SALLIE KRAWCHECK MANAGED FUND A SUB FUND OF THE RAILTIDE GUTT FUNDS "CVC	1.916.316	0	1.916.316
**D INVESCO FUSE INTERNATIONAL LOW BETA EQUAL WEIGHT ETF	474	0	474
**D INVESCO CANADIAN PREMIER BALANCED FUND	235.305	0	235.305
**D INVESCO CANADIAN PREMIER BALANCED CLASS	119.590	0	119.590
**D INVESCO CORE CANADIAN BALANCED CLASS	21.765	0	21.765
**D INVESCO EUROPEAN GROWTH CLASS	77.308	0	77.308
**D INVESCO STRATEGIC YIELD FUND	288.944	0	288.944
**D INVESCO INTERNATIONAL GROWTH FUND	4.093.383	0	4.093.383
**D MILLINGTON INTERNATIONAL FUND	112.360	0	112.360
**D INVESCO MARKETS III PLC	183	0	183
**D INVESCO S AND P INTERNATIONAL DEVELOPED QUALITY ETF	21.170	0	21.170
**D INVESCO FTSE RAIL DEVELOPED MARKETS EX U S ETF	15.881	0	15.881
**D GREAT WEST INTERNATIONAL GROWTH FUND	330.000	0	330.000
**D AMG INVESTORSQUARE GLOBAL SHARE CAP FUND	1.700	0	1.700
**D KAN GAS EUROPEAN EQUITY ALTERNATIVE	1.307	0	1.307
**D GREAT WEST INTERNATIONAL INDEX FUND	83.391	0	83.391
**D BLACKROCK LIFE LIMITED	24.611	0	24.611
**D CORNELL UNIVERSITY	2.376	0	2.376
**D PENSION RESERVES INVESTMENT TRUST FUND	394.870	0	394.870
**D VIRGINIA RETIREMENT SYSTEM	2.601	0	2.601
**D PRINCIPAL FUNDS INC INTERNATIONAL EQUITY INDEX	41.762	0	41.762
**D THE SEVENTH STREET NATIONAL PENSION FUND AP 7 EQUITY FUND	730.885	0	730.885
**D PRUDER BANK ADVISORS INC	487.135	0	487.135
**D INTERNATIONAL BANK FOR RECONSTRUCTION AND DEVELOPMENT	4.037	0	4.037
**D BLACKROCK GLOBAL FUNDS	14.275.616	0	14.275.616
**D PRINCIPAL FUNDS INC GLOBAL YIELD STRATEGY FUND	4.175	0	4.175
**D GOLDMAN SACHS ETF TRUST GOLDMAN SACHS MARKETBEAT INTERNATIONAL	13.917	0	13.917
**D VOYA GLOBAL ADVANTAGE AND EMERGENCY OPPORTUNITY FUND	29.916	0	29.916
**D VOYA GLOBAL EQUITY DIVIDEND AND PREMIUM OPPORTUNITY FUND	88.993	0	88.993
**D VOYA INTERNATIONAL LIED DIVIDEND LOW VOLATILITY PORTFOLIO	130.148	0	130.148
**D ABB PRUDER FUND	9.018	0	9.018
**D METROPOLITAN WATER RECLAMATION DISTRICT RETIREMENT FUND	27.163	0	27.163
**D STITCHING SPOORGEONSDENOMES	17.277	0	17.277
**D INVESCO S AND P EUROPE 350 EQUAL WEIGHT INDEX ETF	431	0	431
**D ALLSTATE INSURANCE COMPANY	12.695	0	12.695
**D JQ EQ PERMAN FUND FUSE INTERNATIONAL CTF	10.348	0	10.348
**D GOLDMAN SACHS ETF TRUST GOLDMAN SACHS ACTIVE BETA INTERMEDIAT	186.748	0	186.748
**D GOLDMAN SACHS ETF TRUST GOLDMAN SACHS ACTIVE BETA EUROPE E	1.846	0	1.846
**D AXA MFS FINANCIAL DESIGNATED ACTIVITY CC	750.000	0	750.000
**D XTRACERS MSCI EUROPEAN PROGRESS EQUITY ETF	1.326	0	1.326
**D FLORBERG AND STEINBERG NATIONAL PENSION FUND	122.497	0	122.497



Pagina 17

1 DE\* delega alle persone fisiche (come indicato con il numero della scheda magnetica)  
1.833 DE\* delega alle persone fisiche (come indicato con il numero della scheda magnetica (votazione elettronica alla posizione assistita))  
RI\* rappresentanza legale alla persona fisica sopra indicata con il numero della scheda magnetica

Azionisti: 1.833 Teste:  
Azionisti in proprio: 0 Azionisti in delega:

## LISTA ESITO DELLE VOTAZIONI

Oggetto: 7. Autorizzazione all'acquisto e alla disposizione di azioni proprie a servizio del Sistema 2022 PFA.  
FAVOREVOLI

Cognome	Tot. Voti	Proprio	Delega
**J VOYA GLOBAL EQUITY FUND	49.367	0	49.367
**D EMPLOYEES RETIREMENT SYSTEM OF THE CITY OF BALTIMORE	789	0	789
**D VOYA GLOBAL HIGH DIVIDEND LOW VOLATILITY PORTFOLIO	103.254	0	103.254
**D VOYA INTERNATIONAL INDEX PORTFOLIO	86.480	0	86.480
**D THE AMERCOH UNIVERSITY IN CAIRO	2.769	0	2.769
**D FIVE AND POLICE EMPLOYEES' RETIREMENT SYSTEM OF THE CITY OF BALTIMORE	69.067	0	69.067
**D HAFATA ENERGY DEANE ARNOLD LLC NON QUALIFIED DISCOMMISSION	535	0	535
**D ARLEONA ESPRS TRUST	65.028	0	65.028
**D ENE INVESTMENT SCHEM ON DEBT OF ENE FOMSA BEI	83.366	0	83.366
**D SPINRA ENERGY PENSION MARISA TRUST	10.415	0	10.415
**D FACHS RETIREMENT SYSTEM OF LOUISIANA	1	0	1
**D INVESTMENT-RENTIEREN LAGERHIES INVEST IN AFTER GLOSSA	3.297	0	3.297
**D KOFITAI-FOREIGNER LAGERHIES INVEST ALL AMER GLOBAL FUND ADMINISTRATION AS	9.360	0	9.360
**D BLACKROCK LIFE LTD	475.684	0	475.684
**J AIRCRAFTS HSCI ECOPE REFUGED EQUITY FIF	29.429	0	29.429
**D INVESCO PORTFOLIO FIVE DEVELOPED EX NORTH AMERICA ETF	3.365	0	3.365
**D XI FUNDS K10	37.291	0	37.291
**D STANDARD BANK OF SOUTH AFRICA LTD	34.978	0	34.978
**J AIRCRAFTS HSCI SAFE HEMED EQUITY FIF	57.333	0	57.333
**D AIRCRAFTS FIVE DEVELOPED EX US MORTGAGE ETF	164.543	0	164.543
**D FIDELITY CONCORD STREET TRUST FIDELITY INTERNATIONAL FUND FUND	2.440	0	2.440
**D CALIFORNIA WORKERS FIELD PENSION TRUST	1.469.586	0	1.469.586
**D THE BOARD OF PENSIONS OF THE PRESBYTERIAN CHURCH USA	339.754	0	339.754
**D COLASOFT CORP REA VERA TRUST	269.438	0	269.438
**D EUROPEAN CENTRAL BANK	7.169	0	7.169
**D EATON VANCE MANAGEMENT	51.955	0	51.955
**J ANY MICHON INTERNATIONAL STOCK INDEX FUND	892	0	892
**D FIVE AND POLICE PENSION ASSOCIATION OF COLORADO	17.678	0	17.678
**D KANVILLE PERSONAL INJURY SETTLEMENT TRUST	43.086	0	43.086
**D SNETT PENSION TRUST	2.923	0	2.923
**D LAWRENCE LIVERMORE NATIONAL SECURITY LLC AND LOS ALAMOS NA DEFINED BENEFIT PLAN GROUP TRUST	11.625	0	11.625
**D SAVANNE LIFE INVESTMENTS GLOBAL	179.242	0	179.242
**D IOWA PUBLIC EMPLOYEES RETIREMENT SYSTEM	2.091.221	0	2.091.221
**D AC AND C SAVINGS GROUP INVESTMENT TRUST	154.966	0	154.966
**D LAMARSH OF THE STATE OF NORTH CAROLINA EQUITY INVESTMENT	40.967	0	40.967
**D ECHOLDA GLOBAL EQUITY FUND LLC	31.428	0	31.428
**D DIOCESE OF VINCEN PENSION PLAN AND TRUST	4.656	0	4.656
**D ORCOR RETIREMENT PLAN TRUST	590	0	590
**D PUBLIC EMPLOYEES RETIREMENT SYSTEM OF IOWA	28.289	0	28.289
**D PCTC SPECIAL TEACHERS PENSION AND RETIREMENT FUND OF CHICAGO	29.211	0	29.211
**D NATIONAL TRANSILVIAN MANAGEMENT AGCY	150.356	0	150.356
**D MSP MINNESOTA PRAIRIE 1 RETAIL QUALIFIED TRUST	1.427	0	1.427
**D MSP MINNESOTA RETAIL PRAIRIE JT	2.702	0	2.702
**D DEAN FONDS EDV	3.457	0	3.457
**D FIDELITY SAI INTERNATIONAL INDEX FUND	6.905	0	6.905
**D ACTION GLOBAL FUND FUND	201.378	0	201.378
**D AEL INTERNATIONAL INDEX FUND	1.692	0	1.692
**D AEL INTERNATIONAL CORE EQUITY FUND	59.168	0	59.168
**D BLACKROCK FUND MANAGERS LTD	4.911	0	4.911
**D ES REVER AND PERCENTILE GLOBAL RECOVERY FUND	8.814.359	0	8.814.359
**D JOHN DEERE PENSION TRUST	60.513	0	60.513
	167.680	0	167.680

Pagina 18

Dati delega alla persona fisica sopra indicata con il numero della scheda magnetica

Dati delega alla persona fisica sopra indicata con il numero della scheda magnetica (sezione effettiva alla postazione assistita)

RL: rappresentanza legale alla persona fisica sopra indicata con il numero della scheda magnetica

Azionisti:

1.833 Totale:

Azionisti in propria:

0


Azionisti in delega:

1.833

LISTA ESITO DELLE VOTAZIONE

Oggetto: 7. Autorizzazione all'acquisto e alla disposizione di azioni proprie a servizio del Sistema 2022 PFA.  
FAVOREVOLI

Cognome	Propr	Delega
**D JOHN DEERE PENSION TRUST	103.023	103.023
**D MUNICIPAL POLICE EMPLOYEES RETIREMENT SYSTEM	46.903	46.903
**D FIRST TRUST GLOBAL FUND PLC FIRST TRUST GLOBAL EQUITY TR	1.002	1.002
**D NIUC INCOME INSURANCE CO OPERATIVE LIMITED	6.947	6.947
**D COUNTY AND MUNICIPAL GOVERNMENT CAPITAL IMPROVEMENT TRUST FUND	82.600	82.600
**D ALABAMA TRUST FUND	169.290	169.290
**D CUX EMPLOYEES INC MASTER TRUST	158.066	158.066
**D NICHOLLE ELEVATOR INDUSTRY PENSION PLAN	162.406	162.406
**D NASTRE KAY LIFE PLC	117.085	117.085
**D ALASKA PERMANENT FUND CORPORATION	6.427	6.427
**D KOCKVIN BANK ACTING AS TRUSTEE OF SAMSUNG EUROPEAN ESG SECURITIES MASTER INVESTMENT TRUST EQUITY	48.660	48.660
**D SWF INZA FOND	31.085	31.085
**D INTRA PERAK	44.992	44.992
**D RON HEWITT COLLECTIVE INVESTMENT TRUST	36.203	36.203
**D COMMONWEALTH OF PENNSYLVANIA PUBLIC SCHOOL EMPLOYEES RETIR	67.117	67.117
**D COMMONWEALTH OF PENNSYLVANIA PUBLIC SCHOOL EMPLOYEES RETIREMENT SYSTEM	535.797	535.797
**D COMMONWEALTH OF PENNSYLVANIA TREASURY	3.251	3.251
**D PUBLIC EMPLOYEES RETIREMENT SYSTEM OF NEVADA	340.461	340.461
**D RETIREMENT BENEFITS INVESTMENT FUND	3.283	3.283
**D TEXAS EDUCATION AGENCY	116.931	116.931
**D FOLG REINSURANCE CO LTD	14.138	14.138
**D FOLG REINSURANCE CO LTD	2.498	2.498
**D MINISTRY OF DEFENSE PENSION FUND OF THE SULTANATE OF OMAN	28.674	28.674
**D PENN SERIES DEVELOPED INTERNATIONAL INDEX FUND	3.910	3.910
**D RIVER AND MERCANTILE GLOBAL HIGH ALPHA FUND	58.840	58.840
**D VVS TIMESQUARE INTERNATIONAL SVAIL CAP FUND	665.577	665.577
**D BLACKROCK GREATER EUROPE INVESTMENT TRUST PLC	823.358	823.358
**D FLORIDA RETIREMENT SYSTEM TRUST FUND	30.100	30.100
**D ABERDEEN STANDARD SICAV II	137	137
**D TEXAS EDUCATION AGENCY	23.211	23.211
**D OPERATING ENGINEERS LOCAL 101 PENSION FUND	100.000	100.000
**D BELL ATLANTIC MASTER TRUST	2.048	2.048
**D VERTON MASTER SAVINGS TRUST	105.000	105.000
**D VOYA MUTUAL MANAGER INTERNATIONAL FACTORS FUND	69.074	69.074
**D THE LIGER GOVERNMENT SCHOOLS FUND	309	309
**D STICKING PAPERBANK PENSIONFUNDUS	99.995	99.995
**D PUBLIC SERVICE ENTERPRISE GROUP INCORPORATED MASTER DEFINED TRUST	259.290	259.290
**D DUKE ENERGY QUALIFIED NUCLEAR DECOMMISSIONING	25.722	25.722
**D OPTIMUM FUND TRUST OPTIMAX INTERNATIONAL FUND	323.876	323.876
**D QUALITY EDUCATION FUND	1.093	1.093
**D INVESCO INTERNATIONAL DEVELOPED DYNAMIC MULTI-ASSETOR EIP	8.340	8.340
**D PUBLIC EMPLOYEES RETIREMENT SYSTEM OF OHIO	1.587.483	1.587.483
**D ADVANCE PLANNING LIMITED	2.541	2.541
**D D'GNITY PTE ARRANGEMENT LHM-TFO	3.606	3.606
**D BEL INVESTMENT TRUST	44.180	44.180
**D INDIANA PUBLIC RETIREMENT SYSTEM	630.836	630.836
**D KENTUCKY RETIREMENT SYSTEMS	580.000	580.000
**D PUBLIC EMPLOYEES RETIREMENT ASSOCIATION OF NEW MEXICO	250.000	250.000
**D THE BANK OF NEW YORK MELLON CORPORATION RETIREMENT PLANS MASTER TRUST	6.657	6.657
**D BOARD OF TRUSTEES OF THE KWAKWIKWULTIN LUTHERAN CHURCH IN AME	82.720	82.720
**D BOARD OF PERSONS OF THE EVANGELICAL LUTHERAN CHURCH IN AMERICA	127.184	127.184
	125.647	125.647



Pagina 19

DE\* delega alla persona fisica sopra indicata con il proprio della scheda magnetica

\*\*D delega alla persona fisica sopra indicata con il numero della scheda magnetica (votazione elettronica alla postazione assistita)

R/L\* rappresentanza legale alla persona fisica sopra indicata con il numero della scheda magnetica

Azionisti: 1.833 Teste: 1.833  
Azionisti in propria: 0 Azionisti in delega: 1.833

## LISTA ESITO DELLE VOTAZIONI

Oggetto: 7. Autorizzazione all'acquisto e alla disposizione di azioni proprie a servizio del Sistema 2022 PFA.  
FAVOREVOLI

Cognome	Tot. Voti	Proprio	Delega
**D ISMC GLOBAL EQUITY FUND	20.363	0	20.363
**D ISMC INTERNATIONAL EQUITY FUND	10.169	0	10.169
**D IZARRESSE VALUAT AUTHORITY RETIREMENT SYSTEM	1	0	1
**D IES GROUP TRUST	124.056	0	124.056
**D SLICHTING BEELIESTEN/INVESTING VOOR DE SOFTWAREINDUSTRIE	3.805	0	3.805
**D SLICHTING BEELIESTEN/INVESTING VOOR DE	1.634	0	1.634
**D ALIVE - LEZIGER LAUSE INVESTMENT BEELIESTEN VMI	3.739	0	3.739
**D BOLM QMA INTERNATIONAL DEVELOPED MARKETS INDEX FUND	2.656	0	2.656
**D ENERGY INSURANCE ACTUAL LIMITED	4.703	0	4.703
**D ATTORNEY WORKS HOURS AND SALARIED UNION	2.965	0	2.965
**D BAILEY INTERNATIONAL DISCOVERY SERIES	918.966	0	918.966
**D METROPOLITAN LIFE INSURANCE COMPANY	117.297	0	117.297
**D FRANKLIN GLOBAL TRUST FRANKLIN INTERNATIONAL GROWTH FUND	4.550.000	0	4.550.000
**D FRANKLIN TRUST FRANKLIN INTERNATIONAL GROWTH FUND	92.326	0	92.326
**D FRANKLIN TRUST FRANKLIN INTERNATIONAL GROWTH FUND	145.135	0	145.135
**D FRANKLIN TRUST FRANKLIN INTERNATIONAL GROWTH FUND	333.066	0	333.066
**D FRANKLIN TRUST FRANKLIN INTERNATIONAL GROWTH FUND	1.033.000	0	1.033.000
**D FRANKLIN TRUST FRANKLIN INTERNATIONAL GROWTH FUND	198.636	0	198.636
**D FRANKLIN TRUST FRANKLIN INTERNATIONAL GROWTH FUND	57.270	0	57.270
**D FRANKLIN TRUST FRANKLIN INTERNATIONAL GROWTH FUND	33.283	0	33.283
**D FRANKLIN TRUST FRANKLIN INTERNATIONAL GROWTH FUND	302.488	0	302.488
**D FRANKLIN TRUST FRANKLIN INTERNATIONAL GROWTH FUND	6.830	0	6.830
**D FRANKLIN TRUST FRANKLIN INTERNATIONAL GROWTH FUND	1.071.456	0	1.071.456
**D FRANKLIN TRUST FRANKLIN INTERNATIONAL GROWTH FUND	127.485	0	127.485
**D FRANKLIN TRUST FRANKLIN INTERNATIONAL GROWTH FUND	1.552	0	1.552
**D FRANKLIN TRUST FRANKLIN INTERNATIONAL GROWTH FUND	20.873	0	20.873
**D FRANKLIN TRUST FRANKLIN INTERNATIONAL GROWTH FUND	12.906	0	12.906
**D FRANKLIN TRUST FRANKLIN INTERNATIONAL GROWTH FUND	20.400	0	20.400
**D FRANKLIN TRUST FRANKLIN INTERNATIONAL GROWTH FUND	30.842	0	30.842
**D FRANKLIN TRUST FRANKLIN INTERNATIONAL GROWTH FUND	3.047	0	3.047
**D FRANKLIN TRUST FRANKLIN INTERNATIONAL GROWTH FUND	750	0	750
**D FRANKLIN TRUST FRANKLIN INTERNATIONAL GROWTH FUND	139.537	0	139.537
**D FRANKLIN TRUST FRANKLIN INTERNATIONAL GROWTH FUND	525.000	0	525.000
**D FRANKLIN TRUST FRANKLIN INTERNATIONAL GROWTH FUND	123.763	0	123.763
**D FRANKLIN TRUST FRANKLIN INTERNATIONAL GROWTH FUND	79.041	0	79.041
**D FRANKLIN TRUST FRANKLIN INTERNATIONAL GROWTH FUND	139.626	0	139.626
**D FRANKLIN TRUST FRANKLIN INTERNATIONAL GROWTH FUND	116.656	0	116.656
**D FRANKLIN TRUST FRANKLIN INTERNATIONAL GROWTH FUND	27.398	0	27.398
**D FRANKLIN TRUST FRANKLIN INTERNATIONAL GROWTH FUND	28.582	0	28.582
**D FRANKLIN TRUST FRANKLIN INTERNATIONAL GROWTH FUND	9.263	0	9.263
**D FRANKLIN TRUST FRANKLIN INTERNATIONAL GROWTH FUND	37.973	0	37.973
**D FRANKLIN TRUST FRANKLIN INTERNATIONAL GROWTH FUND	1.269	0	1.269
**D FRANKLIN TRUST FRANKLIN INTERNATIONAL GROWTH FUND	534	0	534
**D FRANKLIN TRUST FRANKLIN INTERNATIONAL GROWTH FUND	2.150	0	2.150
**D FRANKLIN TRUST FRANKLIN INTERNATIONAL GROWTH FUND	1.678	0	1.678
**D FRANKLIN TRUST FRANKLIN INTERNATIONAL GROWTH FUND	1.484	0	1.484
**D FRANKLIN TRUST FRANKLIN INTERNATIONAL GROWTH FUND	1.113	0	1.113
**D FRANKLIN TRUST FRANKLIN INTERNATIONAL GROWTH FUND	646	0	646
**D FRANKLIN TRUST FRANKLIN INTERNATIONAL GROWTH FUND	164	0	164
**D FRANKLIN TRUST FRANKLIN INTERNATIONAL GROWTH FUND	826	0	826
**D FRANKLIN TRUST FRANKLIN INTERNATIONAL GROWTH FUND	1.994	0	1.994
**D FRANKLIN TRUST FRANKLIN INTERNATIONAL GROWTH FUND	2.133	0	2.133

Pagina 20


Azionisti in proprio: 1.833 Teste: 0 Azionisti in delega: 1.833  
 DE\* delega alla persona fisica sopra indicata con il numero della scheda magnetica  
 \*\*D delega alla persona fisica sopra indicata con il numero della scheda magnetica (esclusione dell'entità alla posizione assistita)  
 RI\* rappresentanza legale alla persona fisica sopra indicata con il numero della scheda magnetica

## LISTA ESITO DELLE VOTAZIONI

Oggetto: 7. Autorizzazione all'acquisto e alla disposizione di azioni proprie a servizio del Sistema 2022 PFA.

## FAVOREVOLI

Cognome	Tot. Voti	Proprio	Delega
**D PSSE PROGETTO CEROLA 03 2023	2.060	0	2.060
**D ASI PROGETTO CEROLA 05 2022	1.716	0	1.716
**D ASI PROGETTO CEROLA 06 2022	1.753	0	1.753
**D ASI PROGETTO CEROLA 07 2022	1.618	0	1.618
**D ASI - PROGETTO CEROLA 10 2022	1.906	0	1.906
**D ASI PROGETTO CEROLA 12 2022	2.908	0	2.908
**D ASI PROGETTO CEROLA 04 2024	1.152	0	1.152
**D PSSE PROGETTO AZIONE SOSTENTIBILI	935	0	935
**D AMINDI TOTAL RETURN	3.560	0	3.560
**D ASI PROGETTO CEROLA 04 2022	1.634	0	1.634
**D ASI PROGETTO CEROLA 05 2023	1.550	0	1.550
**D ASI PROGETTO CEROLA 07 2023	1.065	0	1.065
**D ASI LYNOR MSCI EMU ESG	13.722	0	13.722
**D LYNOR CORE STOXX EU	304.413	0	304.413
**D MOLLY UNITS LUX LYNOR CORE MSCI	41.241	0	41.241
**D MOL LUX FTSE 100 ALL CAP EUR 2	11.807	0	11.807
**D LYNOR CORE STOXX EU	36.653	0	36.653
**D LYNOR CORE MSCI WORLD	20.032	0	20.032
**D LYNOR EURO STOXX BANK	1.937.342	0	1.937.342
**D ASI EMU EQUITY	18.440	0	18.440
**D ASI MULTI ASSET TREASURY	8.643	0	8.643
**D ASI TACTICAL PORTFOLIO INCOME	14.637	0	14.637
**D ASI LYNOR MSCI WORLD CLIMATE C	2.361	0	2.361
**D ASI LYNOR NET ZERO 2030 SP EUROPE	7.361	0	7.361
**D ASI LYNOR MSCI WORLD CATHOLIC PR	2.811	0	2.811
**D ASI LYNOR NET ZERO 50 SP EUROPE C	237.307	0	237.307
**D ASI LYNOR GLOBAL MULTI ASSET GR	912	0	912
**D ASI LYNOR FTSE MIB UCITS ETF	743.969	0	743.969
**D ASI LYNOR MSCI EUROPE UCITS ETF	53.315	0	53.315
**D ASI LYNOR DIVERSIFIED TARGET 1	1.339	0	1.339
**D ASI PROGETTO CEROLA 09 2022	3.287	0	3.287
**D ASI - PROGETTO CEROLA 06 2023	1.210	0	1.210
**D ASI - EUROPEAN EQUITY	18.593	0	18.593
**D ASI (LUX) INSTITUTIONAL FUND - EQUITIES EUROPE (EX CH) PASSIVE LE	257.381	0	257.381
**D ASI (LUX) INSTITUTIONAL FUND - EQUITIES EUROPE (EX CH) PASSIVE	142.868	0	142.868
**D ASI FUND MANAGEMENT (LUXEMBOURG) SA	498.312	0	498.312
**D MICROBANK BANK (LUX) FOMUS INVESTMENT	1.260	0	1.260
**D DIGITAL FUNDS SEARS EUROPE	155.594	0	155.594
**D MICROBANK BANK (LUX) FOMUS 40 (FCT)	1.880	0	1.880
**D ASI (LUX) STRATEGY SICAV-SYSTEMATIC - ALLOCATION 50 MEDIUM (USD)	6.797	0	6.797
**D ASI (LUX) STRATEGY SICAV-SYSTEMATIC - ALLOCATION 50 DEPENDENT (USD)	1.892	0	1.892
**D MICROBANK BANK (LUX) FONDS 30	1.382	0	1.382
**D ASI (LUX) INSTITUTIONAL SICAV EQUITIES GLOBAL (EX USA) PASSIVE	5.730	0	5.730
**D STRATEGY SICAV	4.435	0	4.435
**D ASI (LUX) STRATEGY SICAV SAP FUNDING (USD)	2.472	0	2.472
**D ASI (LUX) KEY SELECTION SICAV SYSTEMATIC ALLOCATION 50% EQUITY (USD)	5.221	0	5.221
**D ASI (LUX) SICAV 1	403	0	403
**D LUXEMBOURG SELECTION FUND - CORE MEDIUM	15.285	0	15.285
**D LUXEMBOURG SELECTION FUND - CORE MEDIUM	21.960	0	21.960
**D ASI FUND MANAGEMENT EXCHANGE UCITS COF	16.826	0	16.826
**D STICHTING PANLOGOPOLIS INC	32.771	0	32.771
**D LEGAL AND GENERAL COF	25.193	0	25.193



Pagina 21

1 DUE delega alle persone fisiche sopra indicate con il numero della scheda magnetica  
1.833 \*\*D delega alle persone fisiche sopra indicate con il numero della scheda magnetica (votazione effettuata alla sede della assemblea)  
1.833 \*\*D rappresentanza legale alla persona fisica sopra indicata con il numero della scheda magnetica

Azionisti: 1.833 Tester: 1.833  
Azionisti in proprio: 0 Azionisti in delega:

# LISTA ESITO DELLE VOTAZIONE

Oggetto: 7. Autorizzazione all'acquisto e alla disposizione di azioni proprie a servizio del Sistema 2022 PFA.  
FAVOREVOLI

Conferme	Proprio	Delega
**D BANK O. DUTSWANA.	30.350	19.300
**D THE PUBLIC INSTITUTION FOR SOCIAL SECURITY	106.806	100.806
**D GENERAL ORGANISATION FOR SOCIAL INSURANCE	281.703	281.703
**D GENERAL ORGANISATION FOR SOCIAL INSURANCE	148.954	148.954
**D INTERNATIONAL PORTARY FUND RETIRED STAFF	32.671	32.671
**D WHEELS COMMON INVESTMENT FUND.	4.873	4.873
**D ANDRA AP FONDEN	113.624	113.624
**D SALUTE G. FOND LONGOBIAN GROWTH TRUST DAC	483.414	403.414
**D HG WHITE MANAGER SALARIED MANAGED TRUST	331.488	201.488
**D EL ELITE MANAGER SPECIAL SITUATIONS TRUST.	338.145	338.145
**D EL ELITE MANAGER SPECIAL SITUATIONS TRUST.	49.833	49.833
**D PREMIER MTON EUROPEAN SUSTAINABLE LEADER FUND	332.403	232.403
**D PREMIER MTON EUROPEAN OPPORTUNITIES FUND	6.633.738	6.833.738
**D LEGAL & GEORGE FUTURE WORLD ESG DEVELOPED INDEX FUND	14.537	19.537
**D LEGAL AND GENERAL GLOBAL EQUITY INDEX FUND	1.882	1.882
**D LEGAL AND GENERAL EUROPEAN INDEX TRUST	333.321	333.321
**D JUPITER EUROPEAN FUND.	10.123.437	10.123.437
**D JUPITER EUROPEAN SPECIAL SITUATIONS FUND.	659.556	659.556
**D LEGAL AND GENERAL INTERNATIONAL INDEX TRUST	34.679	34.679
**D JUPITER EUROPEAN SMALLER COMPANIES FUND.	67.241	67.241
**D LEGAL & GENERAL FUTURE WORLD ESG LEADER EX OR INDEX FUND	3.305	3.305
**D BRUYER MTON EUROPEAN EQUITY INCOME FUND	44.372	44.372
**D STICHLING BLUE SKY LIQUID ASSET FUNDS	55.801	55.801
**D SAINT RIVER FUND EUROPEAN INDIAN COMMUNITY	28.942	28.942
**D NIGI OF COMMON DAILY ALL COUNTRY WORLD EX ES EQUITY INDEX	29.361	29.361
**D LEE BOARD OF TIC PRATON PROTECTION FUND RENAISSANCE	24.712	24.712
**D UNITED NINE WORKERS OF AVEALCA 1974 PENSION TRUST	19.543	19.543
**D VICTORIA NORTH AMERICA INC. MASTER RETIREMENT TRUST	17.481	17.591
**D VIMST OPERATING ENGINEERS PENSION TRUST FUND	140.423	140.423
**D NIGI OF COMMON DAILY MAPLE INDEX FUND LENDING	30.186	30.186
**D ROY SCOTS OF AMERICA MASTER PENSION TRUST	83.089	83.089
**D CITY OF LANSING RETIREMENT SYSTEMS	164.019	164.019
**D CSBA INSURANCE EXCHANGE	1.624	1.654
**D CITY OF PHILADELPHIA PUBLIC EMPLOYEES RETIREMENT SYSTEM	36.829	35.829
**D EMPLOYEES RETIREMENT FUND OF THE CITY OF DALLAS.	49.127	49.127
**D FIREMEN'S ANNUITY AND BENEFIT FUND OF CHICAGO	14.038	14.038
**D IBM DIVERSIFIED GLOBAL EQUITY FUND	9.381	9.361
**D MERCER RESERVE SUSTAINABLE INTERNATIONAL SHARES FUND	1.615	1.615
**D STICHLING HELMUTEN FUNDENFONDS	17.582	17.582
**D STICHLING PENSIONFONDS SACITPAEUS	16.737	16.737
**D STICHLING PENSIONFONDS VAN DE METALEKTRO (ONE)	202.238	202.238
**D TREJER AP FONDEN	15.161	15.161
**D PUBLIC EMPLOYEES RETIREMENT ASSOCIATION OF COLORADO	903.031	903.031
**D DCW RETIREMENT GROUP TRUST	728.649	728.649
**D FUTURE FUND BOARD OF GUARDIANS FOR AND ON BEHALF OF FUTURE F.	77.438	77.438
**D NORTHBRIDGE 14321 CELLS COMMON CONTRACTUAL FUND	150.023	150.023
**D COMMONWEALTH GLOBAL INFRASTRUCTURE SECURITIES FUND 1.	615.383	414.383
**D MUNICIPAL EMPLOYEES' ANNUITY AND BENEFIT FUND OF CHICAGO	36.334	36.334
**D UNITED NATIONS RELIEF AND WORKS AGENCY FOR PALESTINE REFUGEE	1.371	1.371
**D THOMAS L. WALTON FAMILY TRUST CAC 03 '9 13	3.383	3.383
**D NIGI OF COMMON DAILY ALL COUNTRY WORLD EX US INVESTABLE MARKET INDEX FUND NON -ENDING	5.930	5.930
	32.738	22.738

Pagina 22

DR\* indica alla persona fisica sopra indicata con il numero della scheda magnetica  
 DR\* indica alla persona fisica sopra indicata con il numero della scheda magnetica (votazione effettuata alla postazione assistita)  
 RL\* rappresenta legale alla persona fisica sopra indicata con il numero della scheda magnetica

Azionisti: 1.833 Teste: 1.833  
 Azionisti in proprio: 0 Azionisti in delega: 1.833

## LISTA ESITO DELLE VOTAZIONI

Oggetto: 7. Autorizzazione all'acquisto e alla disposizione di azioni proprie a servizio del Sistema 2022 P.F.A.  
FAVOREVOLI

Cognome	Tot. Voti	Proprio	Delega
**J A.E. CHINA NUCLEAR POWER PLANT QUALIFIED FUND	1.200	0	1.200
**J SEAN F FUND 2016 TR USD FEB 8 1991	1.693	0	1.693
**O INTERNATIONAL GROWTH FUND	320.000	0	320.000
**O S. ROSSON WALTON 26.7.3 TRUST	5.544	0	5.544
**O S. INVESTORS INTERNATIONAL EQUITY FUND CITY	515	0	515
**O SCH 1987 PRICILE II DISC TRUST PRODEM	279	0	279
**O SHUAI L. WALTON FAMILY TRUST USD 3 18 13	6.478	0	6.478
**O S. ROSSON WALTON 2009 GRAT NO. 4 ARTICLE 11 TRUST	2.187	0	2.187
**O PRESBYTERIAN CHURCH (USA) FOUNDATION	6.124	0	6.124
**O THE CALIFORNIA WELLNESS FOUNDATION	56.416	0	56.416
**O CALVERT CLIFFS NUCLEAR POWER PLANT UNIT ONE QUALIFIED FUND	2.300	0	2.300
**O NON SAVING PLAN TRUST	31.220	0	31.220
**O ESTELLE MARVELL INSTITUTE	14.310	0	14.310
**O ALICE A PROFFITT FAMILY TRUST USD 09 27 13	7.359	0	7.359
**O CORTEVA AGRISCIENCE DEFINED CONTRIBUTION PLAN MASTER TRUST	19.173	0	19.173
**O DREAMS MICRO CAP GROWTH FUND	86.244	0	86.244
**O ESSENTIA HEATH	3.204	0	3.204
**O HARDING LOWMYER FUNDS INC. INTERNATIONAL EQUITY RESEARCH PORTFOLIO	2.152	0	2.152
**O HARTFORD COMPANY EMPLOYEE BENEFIT TRUST	61.288	0	61.288
**O ALIANT SOLUTIONS LLC 401(K) PLAN TRUST	9.586	0	9.586
**O JOSHUA GREEN CORPORATION	1.082	0	1.082
**O KTHI OF COMMON DAILY EASE INDEX FUND NON LENDING	90.075	0	90.075
**O REMOURS FOUNDATION	562	0	562
**O VINE HILLS JOHN J. QUALIFIED PARTNERSHIP	3.650	0	3.650
**O MORGAN STANLEY DEFINED CONTRIBUTION MASTER TRUST	70.228	0	70.228
**O THE MEDICAL AND DENTAL DEFENSE UNION OF SCOTLAND	18.618	0	18.618
**O METLIFE 401(K) PLAN TRUST	287.178	0	287.178
**O KRI GLOBAL INVESTMENT FUND	2.303	0	2.303
**O HONG KONG SPECIAL ADMINISTRATIVE REGION GOVERNMENT EXCHANGE	600.032	0	600.032
**O DEAT DRUGS FUND ASSOCIATION	192	0	192
**O SLOAN FUND FUND WACHSSEH INC	21.276	0	21.276
**O SEACOR INTERNATIONAL FUND	1.064	0	1.064
**O SENTINEL INTERNATIONAL TRUST	3.427	0	3.427
**O SIN GLOBAL BALANCED TRUST	859	0	859
**O NAM INVESTMENTS LLC	626	0	626
**O THYSEN GLOBAL INVESTMENTS CORP	481	0	481
**O P20 GEN INVESTMENTS LLC	371	0	371
**O CINDY SPRINGS LLC	48.975	0	48.975
**O CARROLL AVENUE PARTNERS LLC	71	0	71
**O CUCO GLOBAL SECURITIES LP	153	0	153
**O DILLON MARKETPLACE SECURITIES COMMON TRUST FUND C O HESLICK MANAGEMENT	1.561	0	1.561
**O DYNAMIC INVEST LTD	1.354	0	1.354
**O DST LP EQUITY (PASSIVE)	1.693	0	1.693
**O INTERNATIONAL EXPANSION BENEFIT MASTER TRUST	2.860	0	2.860
**O HASLAM FAMILY INVESTMENT PARTNERSHIP C O BE CAPITAL	1.077	0	1.077
**O INTERNATIONAL EQUITY FUND LLC	4.819	0	4.819
**O LAKE AVENUE INVESTMENTS LLC	30.08	0	30.08
**O LIN INVESTMENT LLC	44.850	0	44.850
**O LEFMAN STAM FAMILY PARTNERS LLC LEHMAN STAM FAMILY PARTNERS LLC	62	0	62
**O LEVAL & GENERAL FSC FEE FUND LLC	51.703	0	51.703
**O NELKE PARTNERSHIP C O NORTHERN TRUST COMMON MANAGER	1.203	0	1.203
**O FUNDO DE PENSÕES	6.241	0	6.241



Pagina 93

DE delega alle persone fisiche sopra indicate con il numero della scheda magnetica

DE delega alle persone fisiche sopra indicate con il numero della scheda magnetica (votazione effettuata alla postazione assistita)

RT \* rappresentanza legale alla persona fisica sopra indicata con il numero della scheda magnetica

Azionisti: 1.833 Teste: 1.833  
Azionisti in proprio: 0 Azionisti in delega: 1.833

## LISTA ESITO DELLE VOTAZIONI

Oggetto: 7. Autorizzazione all'acquisto e alla disposizione di azioni proprie a servizio del Sistema 2022 P.F.A.  
FAVOREVOLI

Cognome	Tot. Voti	Proprio	Delega
**D FIRST INITIATIVES INSURANCE LTD	12.894	0	12.894
**D PIGULAR BROTHERS LLC	329	0	329
**D MFC INTERNATIONAL FUND LTD	624	0	624
**D TRIM & GENERAL ASSET MGR SL FUND LLC	44.979	0	44.979
**D K INVESTMENTS SP LIMITED	63.462	0	63.462
**D COMMSFIRST HEALTH OPERATING INVESTMENT FUND LLC	68.436	0	68.436
**D ASCENTON ALPHA FUND LLC	2.348	0	2.348
**D ENDEC NALCO'S JOINT SPMT PENSION FUND	94.527	0	94.527
**D INTERNATIONAL MONETARY FUND SHARE RETIREMENT PLAN	215.611	0	215.611
**D REGIONAL COUNCIL FOR SOCIAL SECURITY FUND INC	160.409	0	160.409
**D CREDIT INVESTMENT TRUST FIDELITY FLEX LARGE CAP GROWTH FUND	3.659	0	3.659
**D FIDELITY INVESTMENT TRUST FIDELITY FLEX LARGE CAP GROWTH FUND	1.432.471	0	1.432.471
**D FIDELITY INVESTMENT TRUST FIDELITY DIVERSIFIED INTERNATIONAL	969.775	0	969.775
**D V CAPITAL LTD	5.556	0	5.556
**D POLICEMEN'S ANNUITY AND BENEFIT FUND OF CHICAGO	18.219	0	18.219
**D NEW ZEALAND SUPERANNUATION FUND	118.362	0	118.362
**D COMMONWEALTH SUPERANNUATION CORPORATION AS TRUSTEE FOR ARIA	14.397	0	14.397
**D MERGER DIVERSIFIED ALTERNATIVES FUND	33.539	0	33.539
**D FISHER INVESTMENTS AUSTRALIA GLOBAL SMITH CAP EQUITY FUND	7.456	0	7.456
**D SUPERANNUATION FUND MANAGEMENT CORPORATION OF SOUTH AUSTRALIA	3.995	0	3.995
**D WORLD SALES TRANSITION INDEX FUND	538	0	538
**D GOVERNMENT EMPLOYEES SUPERANNUATION BOARD	17.553	0	17.553
**D LONG MAYOR'S CHARITABLE FOUNDATION	371	0	371
**D AUSTRALIAN GLOBAL SECTOR FUND	52.679	0	52.679
**D AUSTRIAN CAPITAL TERRITORY	16.190	0	16.190
**D QIC LIMITED	11.220	0	11.220
**D JOHN T WALTON FAMILY TRUST	279.215	0	279.215
**D NEW TRUST NO 2 LTD 01 17 03	4.319	0	4.319
**D NEW TRUST NO 2 LTD 01 17 03	417	0	417
**D NEW TRUST NO 2 LTD 01 17 03	1.000.000	0	1.000.000
**D S. ALAN WALTON 1999 CITIDRMS TRUST	2.885	0	2.885
**D NEW TRUST NO 2 LTD 01 17 03	2.723	0	2.723
**D NEW TRUST NO 2 LTD 01 17 03	3.679	0	3.679
**D NEW TRUST NO 2 LTD 01 17 03	4.659	0	4.659
**D NEW TRUST NO 2 LTD 01 17 03	16.120	0	16.120
**D NEW TRUST NO 2 LTD 01 17 03	1.340	0	1.340
**D NEW TRUST NO 2 LTD 01 17 03	66.573	0	66.573
**D NEW TRUST NO 2 LTD 01 17 03	1.009.798	0	1.009.798
**D NEW TRUST NO 2 LTD 01 17 03	10.574	0	10.574
**D NEW TRUST NO 2 LTD 01 17 03	177.852	0	177.852
**D NEW TRUST NO 2 LTD 01 17 03	390.325	0	390.325
**D NEW TRUST NO 2 LTD 01 17 03	1.194	0	1.194
**D NEW TRUST NO 2 LTD 01 17 03	176	0	176
**D NEW TRUST NO 2 LTD 01 17 03	1.846	0	1.846
**D NEW TRUST NO 2 LTD 01 17 03	29.367	0	29.367
**D NEW TRUST NO 2 LTD 01 17 03	176	0	176
**D NEW TRUST NO 2 LTD 01 17 03	200	0	200
**D NEW TRUST NO 2 LTD 01 17 03	3.508	0	3.508
**D NEW TRUST NO 2 LTD 01 17 03	2.351	0	2.351
**D NEW TRUST NO 2 LTD 01 17 03	3.079	0	3.079
**D NEW TRUST NO 2 LTD 01 17 03	180.171	0	180.171

Pagina 24

1.833 1 DE\* delega alla persona fisica sopra indicata con il numero della scheda magnetica  
1.833 DE\* delega alla persona fisica sopra indicata con il numero della scheda magnetica (votazione espressa)  
KI\* rappresenta la persona fisica sopra indicata con il numero della scheda magnetica


Azionisti: 1.833 Tote:  
Azionisti in proprio: 0 Azionisti in delega:

## LISTA ESITO DELLE VOTAZIONI

Oggetto: 7. Autorizzazione all'acquisto e alla disposizione di azioni proprie a servizio del Sistema 2022 PFA.

## FAVOREVOLI

Cognome	Tot. Voti	Proprio	Delega
**D THE CHARLOTTE-MCKEON HOSPITAL AUTHORITY	59.373	0	59.373
**D ATRIUM HEALTH FOUNDATION	2.673	0	2.673
**D CYSTIC FIBROSIS FOUNDATION	15.597	0	15.597
**D ARREST FOUNDATION	394	0	394
**D LAWRENCE TRUSTS AND DEPOSITARY SERVICES LIMITED AS TRUSTEE O	1.644.055	0	1.644.055
**D DREW H FARRADE 2016 TR USD FEB 8 1991	3.140	0	3.140
**D FLEXION FITZPATRICK QUALIFIED FUND	2.472	0	2.472
**D ALBERT L. DUJONT CURTISMAN TRUST	8.920	0	8.920
**D BANKER HUGHES INCORPORATED MASTER TRUST	142.734	0	142.734
**D COMMERCEFIRST HEALTH RETIREMENT MASTER TRUST	26.766	0	26.766
**D CERRINGTON INTERNATIONAL FUND	3.831	0	3.831
**D CITY OF MILWAUKEE EMPLOYEES RETIREMENT SYSTEM	62.599	0	62.599
**D LOS ANGELES CITY EMPLOYEES RETIREMENT SYSTEM	56.363	0	56.363
**D CITY OF LOS ANGELES FIRE AND POLICE PENSION PLAN	47.768	0	47.768
**D ILLINOIS MUNICIPAL RETIREMENT FUND	232.698	0	232.698
**D GIBBSSTON FUND INTERNATIONAL EQUITY INDEX FUND.	27.715	0	27.715
**D GENERAL PENSION AND SOCIAL SECURITY AUTHORITY	31.519	0	31.519
**D MONTGOMERY COUNTY CONSOLIDATED RETIREE HEALTH BENEFITS TRUST	17.400	0	17.400
**D MERRY INVESTMENT SERVICES INC	1.395	0	1.395
**D MONTGOMERY COUNTY EMPLOYEES RETIREMENT SYSTEM	36.724	0	36.724
**D SYRACUSE CO PENSION/RETIREMENT FOR LEGER (SOP)	36.163	0	36.163
**D SUTHER HEALTH MASTER RETIREMENT TRUST	115.600	0	115.600
**D SUTHER HEALTH	86.600	0	86.600
**D DIAZ RETIREMENT SYSTEME	25.763	0	25.763
**D WORKING RETIREMENT SYSTEM	13.390	0	13.390
**D FISHER INVESTMENTS GLOBAL SMALL CAP UNIT TRUST FUND	229.663	0	229.663
**D FORD MOTOR COMPANY OF CANADA LIMITED PENSION LEUOI	1.181	0	1.181
**D IFA FOREST INDUSTRY PENSION PLAN 2100	68.800	0	68.800
**D PUBLIC SECTOR PENSION INVESTMENT BOARD.	171.656	0	171.656
**D SELLICCA PUBLIC LIMITED COMPANY.	1.338.740	0	1.338.740
**D EARLINGS INVESTMENT FUND PLC.	109.900	0	109.900
**D ENSING JOHNER FUNDS PLC.	471	0	471
**D SOLAR CAPITAL FUNDS PLC	16.033	0	16.033
**D STATE STREET GLOBAL ADVISORS GROSS ROLL UP UNIT TRUST	13.592	0	13.592
**D BLACKROCK AUTHORITY CONTRACTUAL SCHEME 1	411.454	0	411.454
**D LEGAL & GENERAL ICAV.	11.778	0	11.778
**D BRITISH COLUMBIA INVESTMENT MANAGEMENT CORPORATION.	15.921	0	15.921
**D BANCO NACIONAL DE PANAMA ACTING AS TRUSTEE OF THE FUNDOLLOSO DE FOND O DE ARREDO DE PANAMA	3.007	0	3.007
**D ISSOT MANAGEMENT EXCHANGE COO	229.702	0	229.702
**D TARS CENTRAL AUTHORITY CONTRACTUAL SCHEME..	86.700	0	86.700
**D AUSTRALIAN RETIREMENT TRUST	322.561	0	322.561
**D VUE LP ACCESS POOL AUTHORIZED CONTRACTUAL SCHEME	501.791	0	501.791
**D BLACKROCK UNITS CCF. BLACKROCK ASSET MANAGEMENT (FRONTIER INTNFT)	46.103	0	46.103
**D KRONAL ANPENSUNSGESBES GUSISLIG FORSKALINGSSEKAF	37.469	0	37.469
**D VERDIEPAREFONDET KLP AKJUELOSLAS INDEX 1	90.343	0	90.343
**D VERDIEPAREFONDET KLP AKJUELOSLAS INDEX 1	32.196	0	32.196
**D STICHTING DEBET-RETOERENSGEBOUDE VOOR HET LEVENSKLUBDEBETROUW	32.531	0	32.531
**D STICHTING PERS-GEBOUDE PGE	406.946	0	406.946
**D STICHTING REDA-GEBOUDE-INGEBOUDE VOOR HET SCHOONMAK EN GL.	20.020	0	20.020
**D TARTY A7 FONDEN.	9.969	0	9.969
**D NORTHERN TRUST UCITS EUR FUND	89.401	0	89.401
**D CUBIST CORE INVESTMENTS S.A.F. C O POINTV2	74.047	0	74.047



Pagina 25

Dott. delega alla persona fisica sopra indicata con il numero della scheda magnetica

D delega alla persona fisica sopra indicata con il numero della scheda magnetica (votazione effettuata alla posizione sinistra)

Rappresentanza legale alla Sistema fisica sopra indicata con il numero della scheda magnetica

1.833 Teste:

0 Azionisti in delega:

Azionisti:

Azionisti in proprio:

LISTA ESITO DELLE VOTAZIONI

Oggetto: 7. Autorizzazione all'acquisto e alla disposizione di azioni proprie a servizio del Sistema 2022 PFA.  
FAVOREVOLI

Cognome	Tot. Voti	Proprio	Delega
VAD MOORE GLOBAL INVESTMENTS LLC	191.829	0	191.829
VAD CREDIT SUISSE ASSET MANAGEMENT LTD OR BRIDAL OF CH HODING CO CREDIT SUISSE ASSET MANAGEMENT SWITZERLAND AC RATING AG	149.274	0	149.274
VAD NEW MILIT STRATEGY ASSETS FUNDS MERICS CORPORATE SERVICES LIMITED	534	0	534
VAD SIC EUROPEA LONG SHORT FUND KAPLES CORPORATE SERVICES LIMITED	548	0	548
VAD AQR TAX HEDGE TOTAL RETURN FUND LLC	4.961	0	4.961
VAD BELLEVUE FUNDS (LUX) AS ENTREPRENEUR SUCCESS SMALL	97.443	0	97.443
VAD CHATELIER FUNDS CHALLENGE FINANCIAL TOOTHY FUND	474.201	0	474.201
VAD CHALLENGE FUNDS CHALLENGE ITALIAN EQUITY FUND	200.000	0	200.000
VAD C O ENABRO CAPITAL MANAGEMENT IMMERLIA FUND PLC O ENABRO	65.121	0	65.121
VAD VARIOCAPARTNERS STCAV 3 ALPHA GLOBAL QUALITY ACQUISITORS	25.597	0	25.597
VAD VORWERBEL FUND VESCORE GLOBAL EQUITY MULTI FACTOR	22.002	0	22.002
VAD VORWERBEL FUND VESCORE GLOBAL EQUITY MULTI FACTOR 2 O VORWERBEL FUNDS STRATGES AG	2.243	0	2.243
VAD UNIVERSE THE CMT GLOBAL REWARDS FUND ONE CONTINENTAL EURO	45.023	0	45.023
VAD VORWERBEL FUND VESCORE GLOBAL EQUITY MULTI FACTOR 2 O VORWERBEL FUNDS STRATGES AG	53.950	0	53.950
VAD VORWERBEL FUND VESCORE GLOBAL EQUITY MULTI FACTOR	2.970	0	2.970
VAD VORWERBEL FUND VESCORE GLOBAL EQUITY MULTI FACTOR 2 O VORWERBEL FUNDS STRATGES AG	57.495	0	57.495
VAD VORWERBEL FUND VESCORE GLOBAL EQUITY MULTI FACTOR 2 O VORWERBEL FUNDS STRATGES AG	22.882	0	22.882
VAD VORWERBEL FUND VESCORE GLOBAL EQUITY MULTI FACTOR 2 O VORWERBEL FUNDS STRATGES AG	2.031.981	0	2.031.981
VAD VORWERBEL FUND VESCORE GLOBAL EQUITY MULTI FACTOR 2 O VORWERBEL FUNDS STRATGES AG	8.416	0	8.416
VAD VORWERBEL FUND VESCORE GLOBAL EQUITY MULTI FACTOR 2 O VORWERBEL FUNDS STRATGES AG	65.299	0	65.299
VAD VORWERBEL FUND VESCORE GLOBAL EQUITY MULTI FACTOR 2 O VORWERBEL FUNDS STRATGES AG	2.837	0	2.837
VAD VORWERBEL FUND VESCORE GLOBAL EQUITY MULTI FACTOR 2 O VORWERBEL FUNDS STRATGES AG	230.618	0	230.618
VAD VORWERBEL FUND VESCORE GLOBAL EQUITY MULTI FACTOR 2 O VORWERBEL FUNDS STRATGES AG	195.367	0	195.367
VAD VORWERBEL FUND VESCORE GLOBAL EQUITY MULTI FACTOR 2 O VORWERBEL FUNDS STRATGES AG	96.520	0	96.520
VAD VORWERBEL FUND VESCORE GLOBAL EQUITY MULTI FACTOR 2 O VORWERBEL FUNDS STRATGES AG	328.384	0	328.384
VAD VORWERBEL FUND VESCORE GLOBAL EQUITY MULTI FACTOR 2 O VORWERBEL FUNDS STRATGES AG	44.503	0	44.503
VAD VORWERBEL FUND VESCORE GLOBAL EQUITY MULTI FACTOR 2 O VORWERBEL FUNDS STRATGES AG	56.708	0	56.708
VAD VORWERBEL FUND VESCORE GLOBAL EQUITY MULTI FACTOR 2 O VORWERBEL FUNDS STRATGES AG	2.842	0	2.842
VAD VORWERBEL FUND VESCORE GLOBAL EQUITY MULTI FACTOR 2 O VORWERBEL FUNDS STRATGES AG	294.488	0	294.488
VAD VORWERBEL FUND VESCORE GLOBAL EQUITY MULTI FACTOR 2 O VORWERBEL FUNDS STRATGES AG	90.165	0	90.165
VAD VORWERBEL FUND VESCORE GLOBAL EQUITY MULTI FACTOR 2 O VORWERBEL FUNDS STRATGES AG	66.718	0	66.718
VAD VORWERBEL FUND VESCORE GLOBAL EQUITY MULTI FACTOR 2 O VORWERBEL FUNDS STRATGES AG	219.045	0	219.045
VAD VORWERBEL FUND VESCORE GLOBAL EQUITY MULTI FACTOR 2 O VORWERBEL FUNDS STRATGES AG	21.332	0	21.332
VAD VORWERBEL FUND VESCORE GLOBAL EQUITY MULTI FACTOR 2 O VORWERBEL FUNDS STRATGES AG	25.035	0	25.035
VAD VORWERBEL FUND VESCORE GLOBAL EQUITY MULTI FACTOR 2 O VORWERBEL FUNDS STRATGES AG	379.384	0	379.384
VAD VORWERBEL FUND VESCORE GLOBAL EQUITY MULTI FACTOR 2 O VORWERBEL FUNDS STRATGES AG	629.967	0	629.967
VAD VORWERBEL FUND VESCORE GLOBAL EQUITY MULTI FACTOR 2 O VORWERBEL FUNDS STRATGES AG	376.204	0	376.204
VAD VORWERBEL FUND VESCORE GLOBAL EQUITY MULTI FACTOR 2 O VORWERBEL FUNDS STRATGES AG	10.975	0	10.975
VAD VORWERBEL FUND VESCORE GLOBAL EQUITY MULTI FACTOR 2 O VORWERBEL FUNDS STRATGES AG	2.873.605	0	2.873.605
VAD VORWERBEL FUND VESCORE GLOBAL EQUITY MULTI FACTOR 2 O VORWERBEL FUNDS STRATGES AG	17.251	0	17.251
VAD VORWERBEL FUND VESCORE GLOBAL EQUITY MULTI FACTOR 2 O VORWERBEL FUNDS STRATGES AG	3.119.618	0	3.119.618
VAD VORWERBEL FUND VESCORE GLOBAL EQUITY MULTI FACTOR 2 O VORWERBEL FUNDS STRATGES AG	1.638.924	0	1.638.924
VAD VORWERBEL FUND VESCORE GLOBAL EQUITY MULTI FACTOR 2 O VORWERBEL FUNDS STRATGES AG	3.357.455	0	3.357.455
VAD VORWERBEL FUND VESCORE GLOBAL EQUITY MULTI FACTOR 2 O VORWERBEL FUNDS STRATGES AG	89	0	89
VAD VORWERBEL FUND VESCORE GLOBAL EQUITY MULTI FACTOR 2 O VORWERBEL FUNDS STRATGES AG	15.200	0	15.200
VAD VORWERBEL FUND VESCORE GLOBAL EQUITY MULTI FACTOR 2 O VORWERBEL FUNDS STRATGES AG	104.514	0	104.514
VAD VORWERBEL FUND VESCORE GLOBAL EQUITY MULTI FACTOR 2 O VORWERBEL FUNDS STRATGES AG	35.700	0	35.700
VAD VORWERBEL FUND VESCORE GLOBAL EQUITY MULTI FACTOR 2 O VORWERBEL FUNDS STRATGES AG	208.394	0	208.394
VAD VORWERBEL FUND VESCORE GLOBAL EQUITY MULTI FACTOR 2 O VORWERBEL FUNDS STRATGES AG	2.089	0	2.089
VAD VORWERBEL FUND VESCORE GLOBAL EQUITY MULTI FACTOR 2 O VORWERBEL FUNDS STRATGES AG	16.517	0	16.517

## LISTA ESITO DELLE VOTAZIONE

Oggetto: 7. Autorizzazione all'acquisto e alla disposizione di azioni proprie a servizio del Sistema 2022 PFA.  
FAVOREVOLI

Cognome	Tot. Voti	Proprio	Delega
**D LAMVIGAS BANKA	9.688	0	9.688
**D JOHN FANCOCK FUNDS II INTERNATIONAL STRATEGIC EQUITY ALLOCATION FUND	141.942	0	141.942
**D CITICORP LIMITED	13.634	0	13.634
**D CITICORP LIMITED AS TRUSTEE OF BLACKROCK PREMIER FUNDS BLACKROCK WORLD EQUITY INDEX FUND	3.442	0	3.442
**D HOSTELMUS POOLED SUPERANNUATION TRUST	25.033	0	25.033
**D ABERDEEN INVESTMENT FUNDS ICVC ABERDEEN DIVERSIFIED INCOME FUND	730	0	730
**D ABERDEEN INVESTMENT FUNDS UK IOWG II ABERDEEN EUROPEAN EQUITY TRACKER FUND	38.565	0	38.565
**D MEN DESERTWOOD FUND LIMITED C O CITIC TRUSTEES (CAYMAN LIMITED)	23.032	0	23.032
**D MEN FUNDS III SPF MAN 1743 III SP	363	0	363
**D MEN FUNDS XII SPF MAN 1743 I SP C O MAFIES SECRETARIES (CAYMAN) LIMITED	2.947	0	2.947
**D MEN FUNDS XII SPF MAN 1743 II SP C O MAFIES CORPORATE SERVICES LIMITED	436	0	436
**D MENINGEAL EQUITY FUND	13.048	0	13.048
**D STEADWARD GLOBAL SMALL CAP EQUITY FUND	81.800	0	81.800
**D PARCELIFE INTERNATIONAL EQUITY PRIVATE TRUST	112.382	0	112.382
**D CANADA POST CORPORATION REGISTERED PENSION PLAN	62.981	0	62.981
**D CICALI INTERNATIONAL SMALL CAP EQUITY FUND	66	0	66
**D CICALI Q GLOBAL SMALL CAP EQUITY FUND	113	0	113
**D MANULIFE WORLD INVESTMENT FUND	654.479	0	654.479
**D MANULIFE INVESTMENT EXCHANGER FUNDS CORP MANULIFE WORLD INV	1.702.353	0	1.702.353
**D MANULIFE TAX MANAGED GROWTH FUND	5.603	0	5.603
**D THE MANULIFE LIFE INSURANCE COMPANY	845.932	0	845.932
**D MANULIFE DIVERSIFIED INVESTMENT FUND	93.000	0	93.000
**D CAUSSE DE RECHERCHES D'HYDRO QUEBEC	77.052	0	77.052
**D HERVEY FUND FUND HERVEY INC	592	0	592
**D GS A INTERNATIONAL FUND	459.020	0	459.020
**D EIMOR GLOBAL EQUITY POOLED FUND	26.497	0	26.497
**D THE EMPIRE LIFE INSURANCE COMPANY	890.399	0	890.399
**D EMPIRE LIFE EMERALD GROWTH PORTFOLIO	24.112	0	24.112
**D EMPIRE LIFE EMERALD DIVERSIFIED INCOME PORTFOLIO	27.064	0	27.064
**D EMPIRE LIFE EMERALD CONSERVATIVE PORTFOLIO	1.945	0	1.945
**D EMPIRE LIFE EMERALD AGGRESSIVE GROWTH PORTFOLIO	9.658	0	9.658
**D EMPIRE LIFE EMERALD AGGRESSIVE GROWTH PORTFOLIO	17.135	0	17.135
**D THE EMPIRE LIFE INSURANCE COMPANY	9.958	0	9.958
**D THE EMPIRE LIFE INSURANCE COMPANY	1.240	0	1.240
**D THE EMPIRE LIFE INSURANCE COMPANY	139.718	0	139.718
**D THE EMPIRE LIFE INSURANCE COMPANY	81.772	0	81.772
**D THE EMPIRE LIFE INSURANCE COMPANY	285.483	0	285.483
**D THE EMPIRE LIFE INSURANCE COMPANY	35	0	35
**D THE EMPIRE LIFE INSURANCE COMPANY	262	0	262
**D THE EMPIRE LIFE INSURANCE COMPANY	11.343	0	11.343
**D THE EMPIRE LIFE INSURANCE COMPANY	5.201	0	5.201
**D THE EMPIRE LIFE INSURANCE COMPANY	33.880	0	33.880
**D THE EMPIRE LIFE INSURANCE COMPANY	11.403	0	11.403
**D THE EMPIRE LIFE INSURANCE COMPANY	40.463	0	40.463
**D THE EMPIRE LIFE INSURANCE COMPANY	167.067	0	167.067
**D THE EMPIRE LIFE INSURANCE COMPANY	190.030	0	190.030
**D THE EMPIRE LIFE INSURANCE COMPANY	10.879	0	10.879
**D THE EMPIRE LIFE INSURANCE COMPANY	4.634	0	4.634
**D THE EMPIRE LIFE INSURANCE COMPANY	148.802	0	148.802
**D THE EMPIRE LIFE INSURANCE COMPANY	2.561.116	0	2.561.116
**D THE EMPIRE LIFE INSURANCE COMPANY	4.739	0	4.739
**D THE EMPIRE LIFE INSURANCE COMPANY	3.139.176	0	3.139.176



Pagina 27

DE\* delega alla persona fisica sopra indicata con il numero della scheda magnetica  
 \*\*D delega alla persona fisica sopra indicata con il numero della scheda magnetica (votazione effettuata alla postazione assente)  
 IL\* rappresentante legale alla persona fisica sopra indicata con il numero della scheda magnetica

Azionisti: 1.833 Totale: 0 Azionisti in delega: 1.833

## LISTA ESITO DELLE VOTAZIONI

Oggetto: 7. Autorizzazione all'acquisto e alla disposizione di azioni proprie a servizio del Sistema 2022 PFA.

## FAVOREVOLI

Cognome	Tot. Voti	Proprio	Delega
**D GLE EUROPEAN LONG SHORT FUND MANAGER CORPORATE SERVICES LIMITED	548	0	548
**D THE DAVID A DUFFIELD TRUST CAD 07 14 EE	2.432	0	2.432
**D MURPHY VENTURES LLC	886	0	886
**D CHRISTOPHER J MILLERCHIEP	650	0	650
**D BOSCHERE LLC	1.237	0	1.237
**D POINT2 ASSOCIATES LLC C O WALKERS CORPORATE LIMITED CAYMAN CORPORATE CENTRE	72.300	0	72.300
**D TWO STEAR FUNDY SPECIALM PORTFOLIO LLC C O TWO STEAR INVESTMENTS LP	10.052	0	10.052
**D NOR TAK AWAS DELPHI PLUS LONG SHORT EQUITY FUND LLC	650	0	650
**D NOR STOCK SELECTION II MASTER ACCOUNT L.P. C/O NOR MANAGEMENT LLC	1.347	0	1.347
**D POLINTE LONDON INVESTMENTS LTD.	482.331	0	482.331
**D AQR DELTA LONG-SHORT EQUITY MASTER ACCOUNT LP CARE OF AQR CAPITAL MANAGEMENT LLC	67.118	0	67.118
**D AMUNDI DIVIDENDO ITALIA	383.000	0	383.000
**D AMUNDI ESG SELECTION DYNAMICO	13.610	0	13.610
**D AMUNDI ESG SELECTION DYNAMICO	5.950	0	5.950
**D AMUNDI OBLIGATIVO RISPARMIO 2022	129	0	129
**D AMUNDI OBLIGATIVO RISPARMIO 2022	542	0	542
**D AMUNDI OBLIGATIVO RISPARMIO 2022 DUE	173	0	173
**D AMUNDI OBLIGATIVO RISPARMIO 2022 DUE	666	0	666
**D AMUNDI OBLIGATIVO RISPARMIO 2022 DUE	160	0	160
**D AMUNDI OBLIGATIVO RISPARMIO 2022 TRE	174.000	0	174.000
**D AMUNDI VALORE ITALIA FIA	7.607	0	7.607
**D AMUNDI ESG SELECTION CONSERVATIVO	184	0	184
**D AMUNDI OBLIGATIVO RISPARMIO 2022 QUALITÀ	73.000	0	73.000
**D AMUNDI ASSICURAZIONE ITALIA FIA 2023	3.363	0	3.363
**D AMUNDI PROGETTO INCOME 2026	1.901	0	1.901
**D AMUNDI PROGETTO INCOME 2026 DUE	3.068	0	3.068
**D AMUNDI PROGETTO INCOME 2026 DUE	2.365	0	2.365
**D AMUNDI PROGETTO INCOME AGOSTO 2026	2.917	0	2.917
**D AMUNDI PROG INC REALE 2026	3.632	0	3.632
**D AMUNDI PROGETTO INCOME REALE 2027	132.802	0	132.802
**D ESPERIDES AXA AXA IV	13.875	0	13.875
**D CREDITUS WORLD EQUITIES QUALITY	4.073	0	4.073
**D AMUNDI FUND EUROPEAN EQUITY CONSERVATIVE	222.042	0	222.042
**D AMUNDI INDEX MSCI EUROPE	22.480	0	22.480
**D AMUNDI MSCI WORLD CITY&TR TRANSITION CSR	43.072	0	43.072
**D AMUNDI INDEX MSCI WORLD	64.510	0	64.510
**D AMUNDI FUND EQUITY EURO RISK PARITY	2.233	0	2.233
**D AMUNDI MSCI EUROPE CLIMATE TRANSIT CLS	520.000	0	520.000
**D G TIME TOTAL RETURN ALL CAP EUROPE	806.956	0	806.956
**D G FUND AVERAR SMALL CAP EURO	8.990	0	8.990
**D R BENTLEY INVESTMENTS POOL AXA	31.965	0	31.965
**D PATTLEDGE JP MORGAN FAN EUROPEAN FLEXIBLE EQUITY	16.034	0	16.034
**D AMUNDI FUND ASSET ASSET CONSERVATIVE	4.775	0	4.775
**D AMUNDI FUND EUROPEAN FUNDITY RISK PARITY	7.401	0	7.401
**D AMUNDI FUND DYNAMIC MULTI FACTORS EURO	11.474	0	11.474
**D AMUNDI FUND DYNAMIC MULTI FACTORS EURO	406	0	406
**D AMUNDI MSCI EUROPE EX UK	1.327	0	1.327
**D AMUNDI FUND SOLUTIONS AMUNDI PRIME EUROPE	13.062	0	13.062
**D AMUNDI FUND SOLUTIONS AMUNDI PRIME GLOBAL	4.626	0	4.626
**D AMUNDI FUND SOLUTIONS AMUNDI PRIME GLOBAL	14.839	0	14.839
**D AMUNDI FUND FLOBER FLEXIBLE OPPORTUNITY	42.101	0	42.101
**D AMUNDI FUND GLOBE MULTI ASSET	26.328	0	26.328

Pagina 28

1 DF\* delega alla persona fisica sopra indicata con il numero della scheda magnetica

1.833 \*\*D delega alla persona fisica sopra indicata con il numero della scheda magnetica (votazione assistita)

0 Azionisti in delega:

Azionisti:

1.833 Teste:

Azionisti in proprio:

LISTA ESITO DELLE VOTAZIONE

Oggetto: 7. Autorizzazione all'acquisto e alla disposizione di azioni proprie a servizio del Sistema 2022 PFA.  
FAVOREVOLI

Cognome	Tot. Voti	Proprio	Delega
**D AMUNDI FDS ELOS MULTI ASSET CONSERVATIVE	98.444	0	98.444
**D AMUNDI FUNDS EURO MULTI ASSET GARGES INC	26.147	0	26.147
**D ECF GLOBAL FINTECH	325.000	0	325.000
**D AMUNDI NSCI EUROPE ESG UNIVERSAL SELECT	233	0	233
**D AMUNDI NSCI EURO ESG UNIVERSAL SELECT	2.632	0	2.632
**D AMUNDI NSCI WORLD ESG UNIVERSAL SELECT	108	0	108
**D AMUNDI NSCI WORLD CLIMATE PARIS ALIC PAR	2.442	0	2.442
**D AMUNDI NSCI EUROPE CLIMATE PARIS ALIGNED PAR	494	0	494
**D AMUNDI EURO STOXX CLIMATE PARIS ALIGNED PAR	1.083	0	1.083
**D LORVIA AVENIR MID CAP EUROPE	233.703	0	233.703
**D LORVIA AVENIR MID CAP EUROPE	48.335	0	48.335
**D LORVIA AVENIR MID CAP EUROPE	21.122	0	21.122
**D LORVIA AVENIR MID CAP EUROPE	44.992	0	44.992
**D LORVIA AVENIR MID CAP EUROPE	11.307	0	11.307
**D LORVIA AVENIR MID CAP EUROPE	743.966	0	743.966
**D LORVIA AVENIR MID CAP EUROPE	5.947	0	5.947
**D LORVIA AVENIR MID CAP EUROPE	88.887	0	88.887
**D LORVIA AVENIR MID CAP EUROPE	305.884	0	305.884
**D LORVIA AVENIR MID CAP EUROPE	1.524.971	0	1.524.971
**D LORVIA AVENIR MID CAP EUROPE	5.826	0	5.826
**D LORVIA AVENIR MID CAP EUROPE	100.946	0	100.946
**D LORVIA AVENIR MID CAP EUROPE	21.129	0	21.129
**D LORVIA AVENIR MID CAP EUROPE	2.844.035	0	2.844.035
**D LORVIA AVENIR MID CAP EUROPE	614.997	0	614.997
**D LORVIA AVENIR MID CAP EUROPE	315.161	0	315.161
**D LORVIA AVENIR MID CAP EUROPE	21.461	0	21.461
**D LORVIA AVENIR MID CAP EUROPE	2.432	0	2.432
**D LORVIA AVENIR MID CAP EUROPE	9.888	0	9.888
**D LORVIA AVENIR MID CAP EUROPE	54.390	0	54.390
**D LORVIA AVENIR MID CAP EUROPE	1.744.041	0	1.744.041
**D LORVIA AVENIR MID CAP EUROPE	322.560	0	322.560
**D LORVIA AVENIR MID CAP EUROPE	706.927	0	706.927
**D LORVIA AVENIR MID CAP EUROPE	1.626	0	1.626
**D LORVIA AVENIR MID CAP EUROPE	44.939	0	44.939
**D LORVIA AVENIR MID CAP EUROPE	106.597	0	106.597
**D LORVIA AVENIR MID CAP EUROPE	30.000	0	30.000
**D LORVIA AVENIR MID CAP EUROPE	6.800	0	6.800
**D LORVIA AVENIR MID CAP EUROPE	23.216	0	23.216
**D LORVIA AVENIR MID CAP EUROPE	76.615	0	76.615
**D LORVIA AVENIR MID CAP EUROPE	105.000	0	105.000
**D LORVIA AVENIR MID CAP EUROPE	75.000	0	75.000
**D LORVIA AVENIR MID CAP EUROPE	13.983	0	13.983
**D LORVIA AVENIR MID CAP EUROPE	16.303	0	16.303
**D LORVIA AVENIR MID CAP EUROPE	52.586	0	52.586
**D LORVIA AVENIR MID CAP EUROPE	265.366	0	265.366
**D LORVIA AVENIR MID CAP EUROPE	340.000	0	340.000
**D LORVIA AVENIR MID CAP EUROPE	11.240	0	11.240
**D LORVIA AVENIR MID CAP EUROPE	132.651	0	132.651
**D LORVIA AVENIR MID CAP EUROPE	340.000	0	340.000
**D LORVIA AVENIR MID CAP EUROPE	11.565	0	11.565
**D LORVIA AVENIR MID CAP EUROPE	27.106	0	27.106
**D LORVIA AVENIR MID CAP EUROPE	28.805	0	28.805



Pagina 29

DE\* delega alle persone fisiche e giuridiche (numero della scheda magnetica)  
 \*\*D delega alle persone fisiche e giuridiche (numero della scheda magnetica)  
 \*\*D delega alle persone fisiche e giuridiche (numero della scheda magnetica)  
 \*\*D delega alle persone fisiche e giuridiche (numero della scheda magnetica)

Azionisti: 1.833 Teste: 0 Azionisti in delega: 1.833

Azionisti in proprio: 1.833

LISTA ESITO DELLE VOTAZIONE

Oggetto: 7. Autorizzazione all'acquisto e alla disposizione di azioni proprie a servizio del Sistema 2022 PFA.  
FAVOREVOLI

Cognome	Tot. Voti	Progrno	Delega
**D ROES SZARF INDEX EURO	65.275	0	65.275
**D AP ACTIONS 1 EURO	26.020	0	26.020
**D ARCO LONG TERM F	183.113	0	183.113
**D POP CORP TRD	78.991	0	78.991
**D TOCQUEVILLE FINANCE LSA	17.300	0	17.300
**D TOCQUEVILLE SILVER AGT. IFR	196.961	0	196.961
**D POP ROUBON ?	77.330	0	77.330
**D SIAR EASTER	20.600	0	20.600
**D HBC FF EURO FME	9.480	0	9.480
**D SARIN XINTE SOL ACTIONS EUROPE ESG	5.960	0	5.960
**D SARIN XINTE SOL ACTIONS EUROPE ESG	34.933	0	34.933
**D FONGE OSLOCELY CLINAT ACTIONS	8.036	0	8.036
**D ALLOCATION INVEST EQUITY COR	111.883	0	111.883
**D IF ACTIONS KING	11.631	0	11.631
**D BEL FCTY EUROPE ESG	65.855	0	65.855
**D CROUZA C3 AVENIR EURO	121.333	0	121.333
**D GROUPEVA CB TOTAL SECUR ALL CAP EUROPE	72.050	0	72.050
**D A.A. CAUTAM CIVITELLE	211.068	0	211.068
**D POP GROUPEVA GRND 157	8.562	0	8.562
**D WORLD EQUITIES	1.619	0	1.619
**D GLOBAL MELL ASSLY KKS	7.296	0	7.296
**D S CAUTAM ACTIONS EURO	93.879	0	93.879
**D ARCO QUANT 2	157.906	0	157.906
**D AP ACTIONS 3 NIG VOT.	3.863	0	3.863
**D CONCORDE 96 (ACTIONS EURO)	13.224	0	13.224
**D HSEC ACTIONS (ACTION EURO)	75.051	0	75.051
**D V. PROVANCE (ACTIONS EUROPE)	21.309	0	21.309
**D PLAP PROG (ACTIONS EUROPE)	12.557	0	12.557
**D FC CAUTAM (ACTIONS EURO)	58.499	0	58.499
**D ECEVEIT PROFIT 90 ACTIONS EUR	236.904	0	236.904
**D CARR DIVERSIFIE ACTION EURO	33.519	0	33.519
**D TOTALENERGIES DIVERSIFIE EQUILLISE ET SOLIDAIRES	2.317	0	2.317
**D ACCELEZE VIE OPPORTUNITES	50.117	0	50.117
**D KONGELAS	31.532	0	31.532
**D SEZYARD EURO SUBV. AMM. M. MACH.	58.448	0	58.448
**D HSEC EUROPE SMALL & MTD CAP	145.638	0	145.638
**D HSEC EURO FME	129.299	0	129.299
**D ASSURIX	113.820	0	113.820
**D AMUNDI ACTIONS EUROPE IFR	7.771	0	7.771
**D ANCHET RFS TEA S P 500 GOLES E	2.100.000	0	2.100.000
**D GROUPEVA AVENIR EURO	4.662.881	0	4.662.881
**D EPT EURO FUTUR LSA	21.500	0	21.500
**D TOCQUEVILLE CROISSANCE EURO IS	903.637	0	903.637
**D AMUNDI MSCI WORLD CLIMATE STRIS ALL P. IFR	947	0	947
**D OPR SILVER AGE ROGER COR	1.700.888	0	1.700.888
**D ACOT EUROART HAITI RENDEMENT	22.809	0	22.809
**D AMUNDI ACTIONS ASIE SNEZ	1.401	0	1.401
**D AMUNDI HARMONIE	58.409	0	58.409
**D AMUNDI ACTIONS FME	429.564	0	429.564
**D AMUNDI STRATEGIES ACTIONS EUROPE RISK PARTI	323	0	323
**D GROUPEVA EUROPE EQUITIES	47.935	0	47.935
**D AMUNDI INNOVATION EQUITYNOTES	9.066	0	9.066

# LIS1A ESITO DELLE VOTAZIONI

Oggetto: 7. Autorizzazione all'acquisto e alla disposizione di azioni proprie a servizio del Sistema 2022 PFA.  
FAVOREVOLI

Cognome	Tot. Voti	Proprio	Delega
**D BANCOR EQUITY EURO CONSERVATIVE	217.846	0	217.846
**D CEA EUROLAND ENCLIM ESG	43.377	0	43.377
**D RECREDIT PRIMA EUROPE	120.300	0	120.000
**D ALCEBELL GLOWA INNOVATION	6.400	0	6.400
**D ECOPRINT PROFIT 75 (ACTI0N0S)	64.313	0	64.313
**D UNCA S&P EURO QUALITY	705.138	0	705.138
**D CNF ASSUR EUROPE CANTIRAM	142.430	0	142.430
**D ECOFI INVENIA PLUS	36.000	0	36.000
**D ECOFI ACTIONS RENDEMENT EURO	29.500	0	29.500
**D EDR SICAV - EQUITY EURO SOLVE	75.110	0	75.110
**D EDR SICAV - EUROPE MIDCAPS	111.010	0	111.010
**D EDA SICAV - EURO SUSTAINABLE EQUITY	874.650	0	874.650
**D POLIUM	11.100	0	11.100
**D EDMOND DE ROTHSCHILD ASSET MANAGEMENT (EDR0A2)	51.806	0	51.806
**D VILLIERS CRESCENDO 2	4.292	0	4.292
**D SAKKARAH 2 FCP	40.600	0	40.600
**D ABB ANSO FUND	629.515	0	629.515
**D TOTAL INTERNATIONAL EX U.S. INDEX MASTER PORTFOLIO OF MASTER INV	31.371	0	31.371
**C RICHARD A. OLIPHANT REVOCABLE TRUST	20.006	0	20.006
**C ISHARES VECT PAFF INTERNATIONALINDEX FUND	315.347	0	315.347
**D ISHARES MSC ACWI ETF	153.952	0	153.952
**D ISHARES MSC ACWI EX U.S. ETF	93.363	0	93.363
**D ISHARES GLOBAL FINANCIALS ETF	83.181	0	83.181
**D ISHARES MSC EUROZONE ETF	747.965	0	747.965
**D ISHARES MSC EUROPE ETF	117.603	0	117.603
**D ISHARES MSC EAFE GROWTH ETF	860.184	0	860.184
**D ISHARES MSC EAFE ETF	2.011.560	0	2.011.560
**D ISHARES MSC EUROPE ETF	2.072	0	2.072
**D ISHARES MSC EUROPE FINANCIALS ETF	517.411	0	517.411
**D ISHARES MSC EUROPE FINANCIALS ETF	632.453	0	632.453
**D ISHARES MSC ITALY ETF	816.026	0	816.026
**D ISHARES EDGE MSC MTN VOL PAFK ETF	25.390	0	25.390
**D ISHARES EDGE ADVANCED MSC EAFE ETF	253.630	0	253.630
**D ISHARES EDGE MSC INFL QUALITY FACTOR ETF	519.076	0	519.076
**D ISHARES MSC INFL SIZE MOTOR ETF	726	0	726
**D SPDRS MSC WORLD ETF	21.457	0	21.457
**D SPDRS CORE MSC EAFE ETF	3.212.369	0	3.212.369
**D SPDRS CORE MSC TOTAL INTERNATIONAL STOCK ETF	481.473	0	481.473
**D SPDRS CORE MSC INTERNATIONAL DEVELOPED MARKETS ETF	206.903	0	206.903
**D ISHARES ESG ADVANCED VECT PAFF INDEX FTF	4.846	0	4.846
**D ISHARES CORE MSC EAFE INFL INDEX ETF	142.182	0	142.182
**D ISHARES MSC EUROPE TMT INDEX ETF	12.683	0	12.683
**D ISHARES INTERNATIONAL FUNDAMENTAL INDEX ETF	1.418	0	1.418
**D LAGORFONDO FONDO PENSIOHE OCELEMERITARE LAVORATORI: DIPENDENTI/OPERAI IN TRENTINO ALTO ADIGE	92.777	0	92.777
**D CORALIA FUNDON PLAN INVESTMENT BOARD (CERIE)	651.339	0	651.339
**D ROSSSEL INVESTMENTS SUSTAINABLEGLOBAL SHARES EX FOESIL FUEL S FUND LVL 3	7.576	0	7.576
**D ROSSSEL INVESTMENTS LOW CARBON GLOBAL SHARES FUND	133.481	0	133.481
**D COMMERCEBANK BANK GROUP SUPER GROUND FLOOR	1.872	0	1.872
**D CFT STITAN SUTER	2.133	0	2.133
**D EMERGENCY SERVICES SUPERANNATION SCHEM	1.584.269	0	1.584.269
**D AVARE SUPER	63.647	0	63.647
**D VANCE VECTORS MSCOT WORLD EX AUSTRALIA QUALITY ETF			



Pagina 31

DE\* Delega alla persona fisica non indicata con il numero della scheda magnetica  
 \*\*D Delega alla persona fisica, soggetta alla delega della delega magnetica (delega effettuata alla postazione assistita)  
 RI\* Rappresentanza legale della persona fisica sopra indicata con il numero della scheda magnetica

Azionisti: 1.833 Tesler: 0 Azionisti in delega: 1.833

LISTA ESITO DELLE VOTAZIONI

Oggetto: 7. Autorizzazione all'acquisto e alla disposizione di azioni proprie a servizio del Sistema 2022 PFA.  
FAVOREVOLI

Cognome	Tot. Voti	Proprio	Delega
**D INTERNATIONAL EQUITIES SECTOR TRUST	2.007	0	2.007
**D SUNSHINE SUPERANNUATION FUND	61.685	0	61.685
**D UBS IC SOCI NORTH AM AUSTRALIA ETHICAL EQU	966	0	966
**D VANG INTERNATIONAL EQUITY TRUST2	135.545	0	135.545
**D VANG INTERNATIONAL EQUITY TRUST3	153.555	0	153.555
**D VANG INTERNATIONAL EQUITY TRUST4	4.377	0	4.377
**D VANG SP WORLD EX AUSTRALIA FUND	5.038	0	5.038
**D RUSSELL INVESTMENTS INTERNATIONAL EQUITIES FUND	6.859	0	6.859
**D RUSSELL INVESTMENTS GLOBAL OPPORTUNITIES FUND	12.466	0	12.466
**D STABLE STREET INTERNATIONAL EQUITIES INDEX TRUST LEVEL 15	5.603	0	5.603
**D NEW STRAITS PENSION FUND	12.179	0	12.179
**D SP PENSION FUND	6.749	0	6.749
**D MONETARY AUTHORITY OF SINGAPORE	554.060	0	554.060
**D ISSUES PUBLIC LIMITED COMPANY	637.422	0	637.422
**D ISSUES II PUBLIC LIMITED COMPANY	5.129	0	5.129
**D ISSUES V PUBLIC LIMITED COMPANY	747.660	0	747.660
**D ISSUES III PUBLIC LIMITED COMPANY	314.328	0	314.328
**D ISSUES VI PUBLIC LIMITED COMPANY	697.007	0	697.007
**D ISSUES IV PUBLIC LIMITED COMPANY	1.020.598	0	1.020.598
**D ISSUES VII PLC	565	0	565
**D WISDOMTREE ISSUER ICVW	2.405.181	0	2.405.181
**D ISSUES EURO STOXX BANKS 5015 COTTS CTF (DE)	255.812	0	255.812
**D ISSUES EURO STOXX COTTS ETF (DE)	146.696	0	146.696
**D ISSUES EURO STOXX KLD 200 COTTS FTE (DE)	896.101	0	896.101
**D ISSUES EURO STOXX KLD BANKS COTTS SLL (DE)	330.060	0	330.060
**D ISSUES EURO STOXX KLD COTTS FTE (DE)	112.793	0	112.793
**D ALLIANCE ACTIONS EURO PRIORITY	319.010	0	319.010
**D MONETARY AUTHORITY OF SINGAPORE	97.487	0	97.487
**D MONETARY AUTHORITY OF SINGAPORE	16.527	0	16.527
**D ISSUES WORLD EX SWITZERLAND ESG EQUITY INDEX FUND (DE)	6.608	0	6.608
**D ISSUES WORLD EX SWITZERLAND ESG EQUITY INDEX FUND (DE)	47.138	0	47.138
**D GAN FUND GAM CONTINENTAL EUROPEAN EQUITY	5.187	0	5.187
**D NG INVESTMENT FUNDS (I) NG EUROPEAN INDEX TRACKER FUND	824.036	0	824.036
**D M G INVESTMENT FUNDS (I) - M G RAN EUROPEAN SELECT FUND	641	0	641
**D GOLDMAN SACHS UK RETIREMENT PLAN	10.887	0	10.887
**D STRUCTURING PHILIPS PENSIONFONDS	54.480	0	54.480
**D NATIONAL EMPLOYMENT SAVINGS TRUST	332	0	332
**D MORGAN STANLEY FUNDS (UK) - GLOBAL BALANCED INCOME FUND	123	0	123
**D VANGUARD ESG DEVELOPED WORLD ALL CAP EQ INDEX FUND UK	1.617	0	1.617
**D VANGUARD INVESTMENTS FUNDS (VANGUARD FUND DEVELOPED WORLD ALL CAP EQ INDEX FUND	175.730	0	175.730
**D VANGUARD INVESTMENTS FUNDS (VANGUARD FUND DEVELOPED WORLD ALL CAP EQ INDEX FUND	314.594	0	314.594
**D VANGUARD INVESTMENTS FUNDS (VANGUARD FUND DEVELOPED WORLD ALL CAP EQ INDEX FUND	19.053	0	19.053
**D BROADBENT COUNCIL COUNTY BOROUGH COUNCIL PENSION FUND	247.437	0	247.437
**D PORTIC AUTHORITY FOR SOCIAL INSURANCE	4.162	0	4.162
**D RBC BANK SER AFD RBC BANK EX CONTROVERSIES ON INDEX EQ FND	356.065	0	356.065
**D RUSSELL INVESTMENTS GLOBAL OPPORTUNITIES INT GROWTH ASSETS FUND	18.667	0	18.667
**D RUSSELL INVESTMENTS GLOBAL OPPORTUNITIES INT GROWTH ASSETS FUND	1.025.931	0	1.025.931
**D RUSSELL INVESTMENTS GLOBAL OPPORTUNITIES INT GROWTH ASSETS FUND	125.889	0	125.889
**D RUSSELL INVESTMENTS GLOBAL OPPORTUNITIES INT GROWTH ASSETS FUND	17.816	0	17.816
**D RUSSELL INVESTMENTS GLOBAL OPPORTUNITIES INT GROWTH ASSETS FUND	9.670	0	9.670
**D RUSSELL INVESTMENTS GLOBAL OPPORTUNITIES INT GROWTH ASSETS FUND	390	0	390
**D RUSSELL INVESTMENTS GLOBAL OPPORTUNITIES INT GROWTH ASSETS FUND	1.455.688	0	1.455.688

Pagina: 32

1 1.833 0 Azionisti in delega: 1.833  
 1.833 0 Azionisti in delega: 1.833  
 1.833 0 Azionisti in delega: 1.833

1.833 0 Azionisti in delega: 1.833  
 1.833 0 Azionisti in delega: 1.833  
 1.833 0 Azionisti in delega: 1.833

1.833 0 Azionisti in delega: 1.833  
 1.833 0 Azionisti in delega: 1.833  
 1.833 0 Azionisti in delega: 1.833

1.833 0 Azionisti in delega: 1.833  
 1.833 0 Azionisti in delega: 1.833  
 1.833 0 Azionisti in delega: 1.833



## LISTA USITO DELLE VOTAZIONE

Oggetto: 7. Autorizzazione all'acquisto e alla disposizione di azioni proprie a servizio del Sistema 2022 PFA.  
FAVOREVOLI

Cognome	Tot. Voti	Proprio	Delega
**D A33WAGDET LLC	686	0	686
**D THE METROCLIST HOSPITAL	34.431	0	34.431
**D KASSER FOUNDATION HOSPITALS	17.363	0	17.363
**D KASSER FERGENTE GROUP TRUST	24.788	0	24.788
**D VANGUARD DEVELOPED MARKETS INDEX FUND	4.414.941	0	4.414.941
**D VANGUARD DEVELOPED MARKETS INDEX FUND	83.953	0	83.953
**D VANGUARD VANGUARD INSURANCE FUND INTERNATIONAL PORTFOLIO	631.953	0	631.953
**D TRACTARS' RETIREMENT SYSTEM OF THE STATE OF ILLINOIS	217.670	0	217.670
**D SET GLOB ADV TAX EXEMPT INVESTMENT FUND	2.418.943	0	2.418.943
**D STATE STREET TOTAL RETURN VLS FUND	6.209	0	6.209
**D VANGUARD EQUITY TRUST COMPANY DEVELOPED MARKET'S INDEX FUND	21.639	0	21.639
**D VANGUARD TOTAL WORLD STOCK INDEX FUND	282.269	0	282.269
**D VANGUARD INVEST LGV	90.902	0	90.902
**D S&P 500 EUROPE SCREENED INDEX NON-LENDING COMMON TRUST FUND	20.284	0	20.284
**D S&P 500 EUROPE SCREENED INDEX NON-LENDING COMMON TRUST FUND	19.099	0	19.099
**D S&P 500 EUROPE SCREENED INDEX NON-LENDING COMMON TRUST FUND	369.859	0	369.859
**D CES FUND MANAGEMENT (SWITZERLAND) AG ON BEHALF OF EURICE INVESTMENT INSTITUTIONAL FUNDS	22.809	0	22.809
**D PRUDENTIAL RETIREMENT INSURANCE ANNUITY COMPANY	214.291	0	214.291
**D WELLINGTON MANAGEMENT FUNDS (IRELAND) PLC	22.976	0	22.976
**D NAVIGATE INVESTMENT MANAGEMENT INTERNATIONAL EQUITY INDEX POOLED FUND	29.324	0	29.324
**D CES FUND MANAGEMENT (SWITZERLAND) AG ON BEHALF OF EURICE INVESTMENT INSTITUTIONAL FUNDS	948.094	0	948.094
**D NEW YORK STATE TEACHERS RETIREMENT SYSTEM	105.555	0	105.555
**D PRUDENTIAL BANK AND TRUST FSB	39.841	0	39.841
**D WTC BULLISH COLLECTIVE INVESTMENT FUNDS TRUST II	182.266	0	182.266
**D WASHINGTON STATE INVESTMENT BOARD	4.230	0	4.230
**D WISDOMTREE INTERNATIONAL EFFICIENT CORE FUND	70.374	0	70.374
**D VANGUARD FIVE DEVELOPED ALL CAPS NORTH AMERICA INDEX FUND	32.303	0	32.303
**D VANGUARD FIVE DEVELOPED ALL CAPS NORTH AMERICA INDEX FUND	3.678.000	0	3.678.000
**D CAPITAL GROUP GLOBAL EQUITY FUND (CANADA)	10.356	0	10.356
**D PAN EUROPEAN SPAIN CAP EQUITY L.P.	59.466	0	59.466
**D AXA INVESTMENT MANAGEMENT INVESTMENT OPPORTUNITIES FUND	7.250	0	7.250
**D AXA INVESTMENT MANAGEMENT INVESTMENT OPPORTUNITIES FUND	8.209	0	8.209
**D VANGUARD FIVE DEVELOPED EUROPE ALL CAP INDEX FUND	46.721	0	46.721
**D USF (FRA) ETF FUND 500 ESG UCITS ETF FUND	15.639	0	15.639
**D JMS INVESTMENT GROUP FOR DEANFORDS DG EQ	3.974	0	3.974
**D IAGFA RETIREMENT SYSTEM OF TEXAS	3.998.812	0	3.998.812
**D CALIFORNIA STATE TEACHERS' RETIREMENT SYSTEM	436.471	0	436.471
**D TENNESSEE CONSOLIDATED RETIREMENT SYSTEM	2.070.001	0	2.070.001
**D PUBLIC EMPLOYER'S LONG TERM CARE FUND	9.284	0	9.284
**D STR DAVID PERCH FUND FOR RECREATION	45.100	0	45.100
**D STATE STREET IRELAND UNIT TRUST	236.957	0	236.957
**D SSGA SPDR EUROPE II PUBLIC LIMITED COMPANY	62.762	0	62.762
**D SSGA SPDR EUROPE I PUBLIC LIMITED COMPANY	87.849	0	87.849
**D STATE OF CONNECTICUT RETIREMENT PLANS TRUST FUNDS	81.111	0	81.111
**D THE BANK OF KOREA	362	0	362
**D BELFRAKING POSTSECONDARY EDUCATION FUND	3.766.032	0	3.766.032
**D BARRIFORD SCHROEDERS INTERNATIONAL STOCK FUND	38.946	0	38.946
**D SCOTIA DIVERSIFIED BALANCED FUND	1.015	0	1.015
**D SCOTIA INTERNATIONAL EQUITY INDEX FUND	3.626	0	3.626
**D SSGA FSCI ACWI EX USA INDEX WITH LEADING FACTOR TRUST	3.470	0	3.470
**D HONG KONG SPECIAL ADMINISTRATIVE REGION GOVERNMENT EXCHANGE FUND	3.559	0	3.559
**D RUSSELL INVESTMENTS INSTITUTIONAL FUNDS U.S. GLOBAL EQUITY FUND	25.751	0	25.751
**D RUSSELL INVESTMENTS OVERSEAS EQUITY FUND	949	0	949

## Pagina 34

Azionisti: 1.833 l'esce: 0 Azionisti in delega: 1.833  
 Azionisti in proprio: 0  
 1.833 Delega alla persona fisica sopra indicata con il numero della scheda magnetica (votazione effettuata alla postazione assistita)  
 1.833 Delega alla persona fisica sopra indicata con il numero della scheda magnetica (votazione effettuata alla postazione assistita)

## LISTA ESITO DELLE VOTAZIONI

Oggetto: 7. Autorizzazione all'acquisto e alla disposizione di azioni proprie a servizio del Sistema 2022 PFA.  
FAVOREVOLI

Cognome	Propr.	Delega
**D RUSSELL INVESTMENTS INSTITUTIONAL FUNDS LLC INTERNATIONAL EQUITY	39.217	39.217
**D THRIVENT INTERNATIONAL ALLOCATION FUND	48.193	48.193
**D RUSSELL CANADIAN DIVIDEND POOL	4.973	4.973
**D RUSSELL FOCUSED GLOBAL EQUITY	2.560	2.560
**D RUSSELL GLOBAL EQUITY POOL	11.457	11.457
**D THRIVENT GLOBAL STOCK FUND	40.279	40.279
**D THRIVENT CORP INTERNATIONAL EQUITY FUND	28.598	28.598
**D THRIVENT INTERNATIONAL INDEX PORTFOLIO	38.043	38.043
**D THRIVENT INTERNATIONAL INDEX PORTFOLIO P-C GEO	5.996	5.996
**D DEAM FUND OF INVESTMENT	1.144	1.144
**D DEAM FUND OF INVESTMENT	5.300	5.300
**D DEAM FUND OF INVESTMENT	90.808	90.808
**D DEAM FUND OF INVESTMENT	867	867
**D THRIVENT INTERNATIONAL ALLOCATION PORTFOLIO	2.652	2.652
**D PRINCIPAL EXCHANGE TRADED FUNDS BELONGING TO INTERNATIONAL ADAPTIVE MULTI FACTOR ETF	24.493	24.493
**D ALASKA COMMON TRUST FUND	1.766	1.766
**D CITY OF NEW YORK GROUP TRUST	250.286	250.286
**D CONGRESSIONAL INVESTMENT FUND	3.743	3.743
**D FIDELITY INTERNATIONAL HIGH QUALITY INDEX ETF	124.541	124.541
**D FIDELITY INTERNATIONAL HIGH QUALITY INDEX FUND	358.398	358.398
**D NEW YORK STATE DEFERRED COMPENSATION PLAN	8.165	8.165
**D FISHER GLOBAL SMALL CAP EQUITY FUND	39.684	39.684
**D JANA PARTINGALS TRUST 12 6 51 FDC ACTN GARY LOWMEAD	2.257	2.257
**D RUSSELL INVESTMENT'S COMMON CONTRACTUAL FUND	38.891	38.891
**D ATE'S INTERNATIONAL EQUITY POOL	29.947	29.947
**D TACOTI RESOLUTION LIFE INSURANCE COMPANY	5.261	5.261
**D NORTHROP GRUMMAN PENSION MASTERTRUST	1.501.625	1.501.625
**D OCEANUS BALANCED GROWTH PORTFOLIO	194.607	194.607
**D COMPASS GROWTH PORTFOLIO	31.674	31.674
**D COMPASS MAXIMUM GROWTH PORTFOLIO	29.201	29.201
**D RUSSELL INVESTMENT COMPANY PLC	23.101	23.101
**D COMPASS CONSERVATIVE PORTFOLIO	40.342	40.342
**D COMPASS CONSERVATIVE BALANCED PORTFOLIO	177.144	177.144
**D COMPASS BALANCED PORTFOLIO	209.334	209.334
**D MERGER QIF COMMON CONTRACTUAL FUND	16.769	16.769
**D MERGER QIF CCF	110.753	110.753
**D MONTANA BOARD OF INVESTMENTS	343.936	343.936
**D MONTANA STATE RETIREMENT PENSION SYSTEM	14.073	14.073
**D LOCKHEED MARTIN CORPORATION DEFINED CONTRIBUTION PENSION MASTER TR	93.598	93.598
**D NEWER ILM EFFECTIVE BALANCED FUND	214.000	214.000
**D NEWER INTERNATIONAL EQUITY FUND	5.483.795	5.483.795
**D NEWER INTERNATIONAL EQUITY POOLED FUND	1.862.939	1.862.939
**D MERGER QIF CCF	526.955	526.955
**D MERGOLD TACTICAL STRATEGIES LTD	2.730	2.730
**D MCI FUNDS PLC	323.280	323.280
**D MCI FUNDS PLC	21.943	21.943
**D THE PRUDENTIAL INSURANCE COMPANY OF AMERICA	21.866	21.866
**D PRUDENTIAL INTERNATIONAL POOLED INDEX TRUST	14.030	14.030
**D PRUDENTIAL COLLECTIVE INVESTMENT TRUST	755.904	755.904
**D PRUDENTIAL INTERNATIONAL EQUITY POOL	513.576	513.576
**D PRUDENTIAL GROWTH FUND	79.204	79.204
**D SPDR MSCI EAFE FOSSIL FUEL RESERVES FREE S&P	30.639	30.639



Pagina 15

1 De\* delega alla persona fisica sopra indicata con il numero della scheda magnetica  
1.833 \*\*D delega alla persona fisica sopra indicata con il numero della scheda magnetica (versione effettuata alla postazione assistita)  
RI\* rappresentanza legale alla persona fisica sopra indicata con il numero della scheda magnetica

Azionisti: 1.833 Teste:  
Azionisti in proprio: 0 Azionisti in delega:



## LISTA ISITO DELLE VOTAZIONE

Oggetto: 7. Autorizzazione all'acquisto e alla disposizione di azioni proprie a servizio del Sistema 2022 PFA.  
FAVOREVOLI

Cognome	Tot. Voti	Proprio	Delega
**D GUARDIAN INTERNATIONAL VALER VTP FUND	194.286	0	194.286
**D FIDELITY SELECT INTERNATIONAL EQUITY INSTITUTIONAL TRUST	68.295	0	68.295
**D FIDELITY GLOBAL SMILE CAP FUND	7.912	0	7.912
**D FIDELITY SELECT GLOBAL EQUITY INSTITUTIONAL TRUST	9.922	0	9.922
**D FIDELITY LONGTERM LEADERS FUND	4.349	0	4.349
**D ETON VANCE GLOBAL SMALLCAP EQUITY FUND	20.932	0	20.932
**D VALIC COMPANY - INTERNATIONAL SOCIALLY RESPONSIBLE FUND	13.965	0	13.965
**D FIDELITY SELECT GLOBAL EQUITY INSTITUTIONAL TRUST	5.245	0	5.245
**D FRANKLIN FIVE EUROPE EX U.K. INDEX EIP	5.060	0	5.060
**D FRANKLIN DISSEMINATED FUND	382	0	382
**D FRANKLIN TEMPLETON ETF TRUST FRANKLIN FTSE EUROPE BLENDED ETF	1.216	0	1.216
**D FRANKLIN TEMPLETON ETF TRUST FRANKLIN FTSE ITALY EIP	1.887	0	1.887
**D ETON VANCE INTERNATIONAL SMALLCAP FUND	39.681	0	39.681
**D FID DE SUESSANCA SOCIAL DE NEGOC	17.810	0	17.810
**D FRANKLIN TEMPLETON ETF TRUST FRANKLIN FTSE EUROPE	10.438	0	10.438
**D FRANKLIN TEMPLETON ETF TRUST FRANKLIN FTSE ITALY EIP	5.087	0	5.087
**D FISHER INVESTMENTS INSTITUTIONAL FUNDS EIC	54.099	0	54.099
**D PARANIRAC INTERNATIONAL EQUITY FUND	24.111	0	24.111
**D THE REGENTS OF THE UNIVERSITY OF CALIFORNIA	436.778	0	436.778
**D SPOR INVESTMENT FUNDS FIDELIC LIMITED COMPANY	3.724	0	3.724
**D CALVERT INTERNATIONAL RESPONSIBLE INDEX FUND	29.268	0	29.268
**D CALVERT INTERNATIONAL OPPORTUNITIES FUND	369.908	0	369.908
**D CALVERT V.P. FUND INTERNATIONAL INDEX PORTFOLIO	7.632	0	7.632
**D CALGEE DE DEPOZ ET PLACEMENT DIVERSE	62.412	0	62.412
**D KROGERS (13) PUBLIC LIMITED COMPANY	270.183	0	270.183
**D DETROIT EDISON QUANTIFY NUCLEAR DECOMMISSIONING TRUST	1.786	0	1.786
**D CENTRAL PROVIDENT FUND BOARD	1.015	0	1.015
**D SCPIA MEGH BEAN	11.503	0	11.503
**D CITY UNIVERSITY OF NEW YORK	887	0	887
**D TRUST I AN GLOBAL DYNAMIC ALLOCATION PORTFOLIO	34.008	0	34.008
**D THE CALPINE INVESTORS FUND	96.400	0	96.400
**D CALPINE FIRST INC. RETIREMENT PLAN/IRST	64.000	0	64.000
**D USS (US) GROUP TRUST	45.206	0	45.206
**D SIFORE XXI FUNDOR BASICA 80 84 SA DE C.V.	114.979	0	114.979
**D SIFORE XXI FUNDOR BASICA 85 89 SA DE C.V.	65.061	0	65.061
**D SIFORE XXI FUNDOR BASICA 90 94 SA DE C.V.	18.030	0	18.030
**D SIFORE XXI FUNDOR BASICA 60 64 SA DE C.V.	71.808	0	71.808
**D SIFORE XXI FUNDOR BASICA 65 69 SA DE C.V.	110.834	0	110.834
**D SIFORE XXI FUNDOR BASICA 70 74 SA DE C.V.	131.332	0	131.332
**D SIFORE XXI FUNDOR BASICA 75 79 SA DE C.V.	110.384	0	110.384
**D THE WAT DISNEY COMPANY REQUIREMENT PLAN MASTER TRUST	15.984	0	15.984
**D BMO MSCI EUROPE HIGH QUALITY INDEXED TO CAD INDEX EIP	4.456	0	4.456
**D BMO MSCI EUROPE HIGH QUALITY INDEXED TO USD EIP	93.581	0	93.581
**D BMO MSCI RATE INDEX EIP	152.250	0	152.250
**D UNITED TECHNOLOGIES CORPORATION EMPLOYEES SAVINGS PLAN MASTER TRU	151.651	0	151.651
**D BEAR STEAK INC	9.322	0	9.322
**D BFB. FRANK RUSSELL INVESTMENT LIMITED INC. EQUITY FUND	4.698	0	4.698
**D AGR GLOBAL DEFENSIVE EQUITY FUND LP	13.796	0	13.796
**D AMERICAN BUREAU OF SHIPPING	350	0	350
**D AMERICAN CENTURY EIP TRUST ADVANTIS INTERNATIONAL EQUITY EIP	42.430	0	42.430
**D AMERICAN CENTURY EIP TRUST ADVANTIS INTERNATIONAL EQUITY FUND	1.755	0	1.755
**D MFB FSCI KORSEAL INDEX BOTHER FUND	10.547	0	10.547



Pagina 17 di 17  
1 DUE delega alla persona fisica indicata con il numero della scheda magnetica  
1.833 \*\*D delega alla persona fisica indicata con il numero della scheda magnetica (verificare attentamente alla postazione assistita)  
RUP rappresentante legale della persona fisica sopra indicata con il numero della scheda magnetica

# LISTA ESITO DELLE VOIAZIONE

Oggetto: 7. Autorizzazione all'acquisto e alla disposizione di azioni proprie a servizio del Sistema 2022 PFA.  
FAVOREVOLI

Cognome	Tot. Voti	Proprio	Delega
**C AMERICAN CENTURY LIFE TRUST AVANT'S RESPONSIBLE INTERNATIONAL EQUITY FUND	84	0	84
**E RBS INV COMMINGLED EMPLOYEE BENEFIT FUNDS TRUST	111.474	0	111.474
**D AM NATIONAL PENSION FUND	41.800	0	41.800
**D RUSSELL INVESTMENT COMPANY INTERNATIONAL DEVELOPED MARKETS FUND	82.975	0	82.975
**D RUSSELL INVESTMENT COMPANY GLOBAL EQUITY FUND	16.981	0	16.981
**D COLLEGE RETIREMENT FUND	1.022.586	0	1.022.586
**D COLLEGE RETIREMENT FUND	666.574	0	666.574
**D COLLEGE RETIREMENT FUND	56.111	0	56.111
**D COLLEGE RETIREMENT FUND	73.059	0	73.059
**D COLLEGE RETIREMENT FUND	1.170.681	0	1.170.681
**D COLLEGE RETIREMENT FUND	42.655	0	42.655
**D COLLEGE RETIREMENT FUND	58.243	0	58.243
**D COLLEGE RETIREMENT FUND	225.708	0	225.708
**D COLLEGE RETIREMENT FUND	16.708	0	16.708
**D COLLEGE RETIREMENT FUND	32.806	0	32.806
**D COLLEGE RETIREMENT FUND	219.053	0	219.053
**D COLLEGE RETIREMENT FUND	2.904	0	2.904
**D COLLEGE RETIREMENT FUND	561	0	561
**D COLLEGE RETIREMENT FUND	6.976	0	6.976
**D COLLEGE RETIREMENT FUND	6.321	0	6.321
**D COLLEGE RETIREMENT FUND	10.619	0	10.619
**D COLLEGE RETIREMENT FUND	497.708	0	497.708
**D COLLEGE RETIREMENT FUND	25.117	0	25.117
**D COLLEGE RETIREMENT FUND	3.594	0	3.594
**D COLLEGE RETIREMENT FUND	498.969	0	498.969
**D COLLEGE RETIREMENT FUND	21.722	0	21.722
**D COLLEGE RETIREMENT FUND	944.434	0	944.434
**D COLLEGE RETIREMENT FUND	685.837	0	685.837
**D COLLEGE RETIREMENT FUND	507.308	0	507.308
**D COLLEGE RETIREMENT FUND	492	0	492
**D COLLEGE RETIREMENT FUND	2.445	0	2.445
**D COLLEGE RETIREMENT FUND	29.100	0	29.100
**D COLLEGE RETIREMENT FUND	161.805	0	161.805
**D COLLEGE RETIREMENT FUND	2.092	0	2.092
**D COLLEGE RETIREMENT FUND	104.807	0	104.807
**D COLLEGE RETIREMENT FUND	23.064	0	23.064
**D COLLEGE RETIREMENT FUND	19.599	0	19.599
**D COLLEGE RETIREMENT FUND	3.513	0	3.513
**D COLLEGE RETIREMENT FUND	4.343	0	4.343
**D COLLEGE RETIREMENT FUND	17.664	0	17.664
**D COLLEGE RETIREMENT FUND	707	0	707
**D COLLEGE RETIREMENT FUND	287.176	0	287.176
**D COLLEGE RETIREMENT FUND	14.826	0	14.826
**D COLLEGE RETIREMENT FUND	11.903	0	11.903
**D COLLEGE RETIREMENT FUND	19.898	0	19.898
**D COLLEGE RETIREMENT FUND	19.042	0	19.042
**D COLLEGE RETIREMENT FUND	7.763	0	7.763
**D COLLEGE RETIREMENT FUND	137.457	0	137.457
**D COLLEGE RETIREMENT FUND	511.387	0	511.387
**D COLLEGE RETIREMENT FUND	2.159.492	0	2.159.492
**D COLLEGE RETIREMENT FUND	3.823	0	3.823

# LISTA ESITO DELLE VOCAZIONE

Oggetto: 7. Autorizzazione all'acquisto e alla disposizione di azioni proprie a servizio del Sistema 2022 PFA.  
FAVOREVOLI

Cognome	Tot. Voti	Proprio	Delega
**D CO INTERNATIONAL EQUITY INDEX FUND	28.740	0	28.740
**D CO ACTIVE GLOBAL EQUITY GROWTH EIP	5.579	0	5.579
**D CO VORINGSTAR ESG INTERNATIONAL EQUITY INDEX EIP	691	0	691
**D IMPERIAL INTERNATIONAL EQUITY FUND	24.813	0	24.813
**D MUNDWISSE YSCI EARS INDEX NON TENDING FUND FOR EXEMPT ORG.	23.438	0	23.438
**D CISC INTERNATIONAL INDEX FUND	36.140	0	36.140
**D CISC EUROPEAN INDEX FUND	3.707	0	3.707
**D CISC GLOBAL INTERNATIONAL EQUITY INDEX FUND	1.054	0	1.054
**D CISC INTERNATIONAL EQUITY FUND	473	0	473
**D FIDUCIE GLOBALE LA SOCIETE DES TRANSPORTS DE MONTREAL	81.629	0	81.629
**D REGIME DE REINTESSMENT DES REINTESSMENT	2.247	0	2.247
**D DES REINTESSMENT DES REINTESSMENT	191.326	0	191.326
**D ALBERTA INVESTMENT MANAGEMENT CORPORATION	60.433	0	60.433
**D STATE STREET COV	9.081	0	9.081

Totale voti 474.013.474  
Percentuale votanti % 99,658763  
Percentuale Capitale % 77,691861




Pagina 39

PRO delega alla persona fisica sopra indicata con il numero della scheda magnetica  
PRO delega alla persona fisica sopra indicata con il numero della scheda magnetica (valutazione effettuata alla postazione assistita)  
RL: rappresentanza legale alla persona fisica sopra indicata con il numero della scheda magnetica

1  
1.833

1.833 Teste:  
0 Azionisti in delega:

Azionisti:  
Azionisti in proprio:



## LISTA ESITO DELLE VOTAZIONI

Oggetto: 8. Delega al Consiglio di Amministrazione, ai sensi dell'art. 2443 Cod. civ., della facoltà di deliberare, anche in più volte e per un periodo massimo di cinque anni dalla data della deliberazione assembleare, un aumento gratuito del capitale sociale

## CONTRARI

Cognome	Tot. Voti	Proprio	Delega
1 COMPRESSE SPA RAFFAEL, DESIGNATO IN QUALITÀ DI SUPERLEGATO 35-KONIES (STREBISIAN) IN PERSONA DI ELIA PUNTO			
**D CREDIT SUISSE TRISK FUND (LUX)	288.293	0	288.293
**D VILLERS ACTIONS EUROPE SYST AGT	52.030	0	52.030
**D CREDIT SUISSE VOLUNTARY P- CREDIT SUISSE FUNDS AG	18.841	0	18.841
**D PROFFOND CREDIT SUISSE VOLUNTARY P- CREDIT SUISSE FUNDS AG	8.236	0	8.236
**D CREDIT SUISSE VOLUNTARY P- CREDIT SUISSE FUNDS AG	14.521	0	14.521
**D CREDIT SUISSE VOLUNTARY P- CREDIT SUISSE FUNDS AG	3.821	0	3.821
**D CREDIT SUISSE VOLUNTARY P- CREDIT SUISSE FUNDS AG	419.909	0	419.909
**D CREDIT SUISSE VOLUNTARY P- CREDIT SUISSE FUNDS AG	170.192	0	170.192
**D CREDIT SUISSE VOLUNTARY P- CREDIT SUISSE FUNDS AG	341.224	0	341.224
**D CREDIT SUISSE VOLUNTARY P- CREDIT SUISSE FUNDS AG	232.058	0	232.058
**D CREDIT SUISSE VOLUNTARY P- CREDIT SUISSE FUNDS AG	54.477	0	54.477
**D CREDIT SUISSE VOLUNTARY P- CREDIT SUISSE FUNDS AG	16.942	0	16.942
**D CREDIT SUISSE VOLUNTARY P- CREDIT SUISSE FUNDS AG	1.244	0	1.244
**D CREDIT SUISSE VOLUNTARY P- CREDIT SUISSE FUNDS AG	1.295	0	1.295
**D CREDIT SUISSE VOLUNTARY P- CREDIT SUISSE FUNDS AG	32.212	0	32.212
**D CREDIT SUISSE VOLUNTARY P- CREDIT SUISSE FUNDS AG	109.535	0	109.535
**D CREDIT SUISSE VOLUNTARY P- CREDIT SUISSE FUNDS AG	744.961	0	744.961
**D CREDIT SUISSE VOLUNTARY P- CREDIT SUISSE FUNDS AG	382.828	0	382.828
**D CREDIT SUISSE VOLUNTARY P- CREDIT SUISSE FUNDS AG	149.274	0	149.274
**D CREDIT SUISSE VOLUNTARY P- CREDIT SUISSE FUNDS AG	36.000	0	36.000
**D CREDIT SUISSE VOLUNTARY P- CREDIT SUISSE FUNDS AG	29.560	0	29.560

CREDIT SUISSE VOLUNTARY P- CREDIT SUISSE FUNDS AG

Totale voti 3.149.695  
Percentuale votanti % 0,662206  
Percentuale Capitale % 0,516242



Pagina 1

1 1957 delega alle persone fisiche sopra indicate con il numero della scheda magnifica (votazione effettuata alla postazione assistita)  
21 21 delega alle persone fisiche sopra indicate con il numero della scheda magnifica (votazione effettuata alla postazione assistita)  
RLT rappresentanza legale alla persona fisica sopra indicata con il numero della scheda magnifica

Azionisti: 21 Teste:  
Azionisti in proprio: 0 Azionisti in delega:

Assemblea Straordinaria del 28 aprile 2022

LISTA ESITO DELLE VOTAZIONI

Oggetto: 8. Delega al Consiglio di Amministrazione, ai sensi dell'art. 2443 Cod. civ., della facoltà di deliberare, anche in più volte e per un periodo massimo di cinque anni dalla data della deliberazione assembleare, un aumento gratuito del capitale sociale

ASTENUTI

Cognome	TOT. Voti	Proprie	Delega
Totale voti	0		
Percentuale votanti %	0,000000		
Percentuale Capitale %	0,000000		

Azionisti:	0	Totale:	0	DE* delega alla persona fisica sopra indicata con il numero della scheda magnetica
Azionisti in proprie:	0	Azionisti in delega:	0	DD* delega alla persona fisica sopra indicata con il numero della scheda magnetica (iniziativa dell'utente alla gestione azionaria)
				RI* rappresentanza legale alla persona fisica sopra indicata con il numero della scheda magnetica

## Assemblea Straordinaria del 28 aprile 2022

## LISTA ESITO DELLE VOTAZIONI

Oggetto: 8. Delega al Consiglio di Amministrazione, ai sensi dell'art. 2443 Cod. civ., della facoltà di deliberare, anche in più volte e per un periodo massimo di cinque anni dalla data della deliberazione assembleare, un aumento gratuito del capitale sociale

## NON VOTANTI

Cognome	Tot. Voti	Proprio	Delega
Totale voti	0		
Percentuale votanti %	0,000000		
Percentuale Capitale %	0,000000		



Pagina 3  
 0 Ditt delega alla persona fisica sopra indicata (o il numero della scheda propria)  
 0 D delega alla persona fisica sopra indicata con il numero della scheda propria (o il numero della scheda propria)  
 0 R1 \* rappresentanza legale alla persona fisica sopra indicata con il numero della scheda propria

0 Teste:  
 0 Azionisti in delega:

Azionisti:  
 Azionisti in proprio:

## LISTA ESITO DELLE VOTAZIONI

Oggetto: 8. Delega al Consiglio di Amministrazione, ai sensi dell'art. 2443 Cod. civ., della facoltà di deliberare, anche in più volte e per un periodo massimo di cinque anni dalla data della deliberazione assembleare, un aumento gratuito del capitale sociale

## FAVOREVOLI

Cognome	Tot. Voti	Proprio	Delega
1. COMPUTACRE SPA RAPPR. DESIGNATO IN QUALITÀ DI SUBDELEGATO LIS-NOVIES (SIL-TRIVISAN) IN PERSONA DI ETIA ALBERTO			
**C UNIVERSAL INVESTMENT CMRE	87.302	0	87.302
**C KAL-PELISK FUND CJ FOCUS INTEREST	9.000	0	9.000
**D STOCK SMALL CAPS OPT	560.000	0	560.000
**D BELFIUS EQUITIES NV	578.739	0	578.739
**D BELFIUS PENSION FUND ALGO EQUITIES	646.084	0	646.084
**D BELFIUS PENSION FUND LOW EQUITIES	67.853	0	67.853
**D BELFIUS PENSION FUND BALANCED FUND	209.987	0	209.987
**D UNIVERSAL INVEST SICAV	542.829	0	542.829
**D DEFA PRIVATE BANK NV	243.041	0	243.041
**D DEFA 1	15.100	0	15.100
**D CONVICTION PARACOLINE	10.900	0	10.900
**D 11	9.723	0	9.723
**D DPM B	2.793.200	0	2.793.200
**D DEFA DEL ROI	30.000	0	30.000
**D OMIO RFF ALGO M+N VAR	56.084	0	56.084
**D UNIEUROPA MIDSMALL CAPS	281.300	0	281.300
**D PICTET CH INSTITUTIONAL - EUROPEAN EX SWISS EQUITIES TRACKER RM SL	21.008	0	21.008
**D 11 1ST STOCK INDEX	22.582	0	22.582
**D SEA ACT EUROPE EX-CH-A-MUNDI	41.337	0	41.337
**D MORGAN FUND - EUROPEAN MARKET NEUTRAL FUND	105.224	0	105.224
**D PICTET CH INSTITUTIONAL-WORLD EX SWISS EQUITIES TRACKER US LE EX SL	7.641	0	7.641
**D PICTET-EUROPEAN INDEX	29.488	0	29.488
**D WORLD TRADE ORGANIZATION PENSION PLAN	5.640	0	5.640
**D SEA ACTIONS DEGREE (EX-OR) P-ORG	41.533	0	41.533
**D PICTET CH INSTITUTIONAL - WORLD EX SWISS EQUITIES TRACKER	7.140	0	7.140
**D SAVOIE FICUT AND CIE SA	46.590	0	46.590
**D PICTET CH INSTITUTIONAL - EUROPEAN EX SWISS EQUITIES TRACKER	18.421	0	18.421
**D PICTET CH INSTITUTIONAL - WORLD EX SWISS EQUITIES TRACKER US TE	2.225	0	2.225
**D PICTET CH - GLOBAL EQUITIES	7.387	0	7.387
**D PICTET-EUROPE INDEX	62.052	0	62.052
**D MORGAN FUND - HENNON EUROPEAN FUND	2.765.594	0	2.765.594
**D FRONTIER COMMUNICATIONS PENSION PLAN	61.683	0	61.683
**D PSC EUROPE EQUITY INDEX FUND B (EUROSEC)	102.736	0	102.736
**D NEG LIMITED	8.037	0	8.037
**D SCHRODER DIVERSIFIED SE GROWTH FORTHE-20, L.P.	3.251	0	3.251
**D HC TRAC	4.621	0	4.621
**D 2501 ALL ML INDEX FUND B (EMOILYS)	385	0	385
**D WSP INTERNATIONAL EQUITIES TRUST	246.599	0	246.599
**D NORTH GENERATIONSFOND 90-PAC	3.467	0	3.467
**D AXA LIFE ASSURANCE COMPANY DESIGNATED ACTIVITY COMPANY	23.268	0	23.268
**D BLACKROCK INTERNATIONAL INDEX V.T. FUND OF BLACKROCK VARIABLE SERIES FUNDS, INC.	7.950	0	7.950
**D VGV EQUITIES FAL	14.125	0	14.125
**D UBS ASSET MANAGEMENT LIFE LTD	123.498	0	123.498
**D VELLIV, PENSION & LIVESTOCKING A/S	1.124.387	0	1.124.387
**D FORD PENSION UNIVERSAL	10.006	0	10.006
**D STEWARTSON STEWARTSON-PRENTIS	85.339	0	85.339
**D BLACKROCK INDEX SELECTION FUND	418.476	0	418.476
**D DI WHOLESALE MULTI-MANAGER INTERNATIONAL SHARE FUND	71.012	0	71.012
**D MORGAN - SICAV	609.955	0	609.955
**D CUSTODY BANK OF JAPAN, LTD. AS TRUSTEE FOR PENSION FUND ASSOCIATION	123.670	0	123.670

## Pagina 4

1 DDT delega alla persona fisica sopra indicata con il numero della scheda sottostante

1.824 DDT delega alla persona fisica sopra indicata con il numero della scheda sottostante (valore effettivo alla presentazione assembleare)

1.824 Azionisti in delega

1.824 Totale:

0 Azionisti in proprio:

Azionisti:

## LISTA ESITO DELLE VOTAZIONI

Oggetto: 8. Delega al Consiglio di Amministrazione, ai sensi dell'art. 2443 Cod. civ., della facoltà di deliberare, anche in più volte e per un periodo massimo di cinque anni dalla data della deliberazione assembleare, un aumento gratuito del capitale sociale

## FAVOREVOLI

Cognome	Tot. Voti	Proprio	Delega
**D BLACKROCK MSCI EMER. EQUITY INDEX NON-LENDABLE FUND 3	110.033	0	110.033
**D BLACKROCK TACTICAL OPPORTUNITIES FUND OF TRACKER FUNDS	11.050	0	11.050
**D TEM PERSONAL PENSION PLAN NAJULI	2.161	0	2.161
**D TEM INTERNATIONAL SEARES INDEX FUND	47.788	0	47.788
**D BLACKROCK CEN MSCI EAFE EQUITY INDEX FUND	267.941	0	267.941
**D FIDELITY INVESTMENT FUNDS - FIDELITY INDEX EUROPE EX CL FUND	43.467	0	43.467
**D BLACKROCK INSTITUTIONAL TRUST COMPANY, N.A. INVESTMENT FUNDS FOR EMPLOYEE BENEFIT TRUSTS	6.122.229	0	6.122.229
**D BLACKROCK INSTITUTIONAL TRUST FUNDS PLC	112.777	0	112.777
**D BLACKROCK INSTITUTIONAL TRUST FUNDS PLC	61.936	0	61.936
**D NORJIA EUROPEAN SMARTER COMPANIES FUND	127.969	0	127.969
**D INVESTMENT MANAGEMENT NORJIA INVEST - BREXIT-RESISTANCE ACTIVER XL	2.346.977	0	2.346.977
**D THRIFF SAVINGS PLAN	11.369	0	11.369
**D CONNECTICUT GENERAL LIFE INSURANCE COMPANY	45.283	0	45.283
**D AMSTERDAM-AMSTERDAM FUND	42.702	0	42.702
**D L. BONE PACE GLOBAL ALLOCATION FUND, INC.	23.281	0	23.281
**D VANGUARD INVESTMENT FUNDS SELECT EXCLUSIONS INDEX FUND	11.490	0	11.490
**D VANGUARD INTERNATIONAL SHARES SELECT EXCLUSIONS INDEX FUND	600.610	0	600.610
**D MSCI EQUITY INDEX FUND B - ITALY (MSIT)	273.256	0	273.256
**D INVESTMENT MANAGEMENT NORJIA INVEST - BREXIT-RESISTANCE ACTIVER XL	2.692	0	2.692
**D VEV FUND FUND METZGER	415.000	0	415.000
**D NORJIA SUSTAINABLES SELECTION GROWTH FUND	11.149	0	11.149
**D KOREAN GLOBAL FUND	28.465	0	28.465
**D CUSTODY BANK OF JAPAN, LTD. AS TRUSTEE FOR JAPAN SCIENCE AND TECHNOLOGY AGENCY 16619-8562	13.075	0	13.075
**D F. BONE PACE FUND OF JAPAN, LTD. AS TRUSTEE FOR JAPAN SCIENCE AND TECHNOLOGY AGENCY 16619-8562	3.701	0	3.701
**D VARIABLE PORTFOLIO - PRINCIPLES INTERNATIONAL COME EQUITY FUND	1.582.348	0	1.582.348
**D MSCI ACFT EX-CL. S. THE INDEX FUND B2	32.053	0	32.053
**D MSCI ACFT EX-CL. S. THE INDEX FUND B2	34.668	0	34.668
**D MSCI ACFT EX-CL. S. THE INDEX FUND B2	10.876	0	10.876
**D VANGUARD INTERNATIONAL EQUITIES FUND	31.636	0	31.636
**D VANGUARD INTERNATIONAL EQUITIES FUND	316.100	0	316.100
**D NATIONAL FENGON INSURANCE FUND	3.339	0	3.339
**D PRIVATE ASSET MANAGEMENT SA REPRESENTING ARGENTIA PENSIONSPARTNERS	527.700	0	527.700
**D NAT. OMALDE - INTERNATIONAL INDEX FUND	46.127	0	46.127
**D TOGETHER DEVELOPED MARKETS EQUITIES (HEDGED) FUND	23.687	0	23.687
**D BLACKROCK CEN MSCI ACFT EX-CANADA INDEX FUND	14.656	0	14.656
**D THE EUROPA UNION CO-OPERATIVE SECUREMENT FUND	2.355	0	2.355
**D ADVISORS TRUST - EO/AB DYNAMIC GROWTH PORTFOLIO	6.731	0	6.731
**D F. BONE PACE INTERNATIONAL EQUITY INDEX TRUST	20.843	0	20.843
**D CONSTRUCTION AND BUILDING INDEX SUPERANNUATION FUND	27.258	0	27.258
**D NL-FORUS 155	6.436	0	6.436
**D ARGENTIA DE	163.215	0	163.215
**D NORJIA 2 SICAV	403.786	0	403.786
**D NAT. V. UNIVERSAL-FONDS	1.210	0	1.210
**D UNIVERSAL-INVESTMENT-GLASSBOROUGH MBS RE-BEIT-UNIVERSAL-FONDS	69.609	0	69.609
**D NEW YORK LIFE INSURANCE & ANNUITY CORPORATION	2.427	0	2.427
**D ARIELMAN EUROPEAN OPPORTUNITIES FUND	194.856	0	194.856
**D KOOVIT DARK ACTING AS TRUSTEE OF MIRAE ASSET KOREAN ABSOLUTE RETURN PRIVATELY PLACED MBS SUPERANNUATION FUND 2	3.406	0	3.406
**D VAIN - UNIVERSAL - FONDS	117.656	0	117.656
**D QANTAS SUPERANNUATION LIMITED AS TRUSTEE FOR THE QANTAS SUPERANNUATION PLAN	117.656	0	117.656
**D IFL PENSION FUND	206.823	0	206.823
**D AUSTRALIAN SUPER	27.683	0	27.683



Pagina 5

DE\* designa alla persona fisica sopra indicata con il numero della scheda magnetica  
 \*\*D delega alla persona fisica sopra indicata con il numero della scheda magnetica  
 RL\* rappresenta la delega alla persona fisica sopra indicata con il numero della scheda magnetica

Azionisti: 1.824 Tasti: 1.824  
 Azionisti in proprio: 0 Azionisti in delega: 1.824

## LISTA ESITO DELLE VOTAZIONI

Oggetto: 8. Delega al Consiglio di Amministrazione, ai sensi dell'art. 2443 Cod. civ., della facoltà di deliberare, anche in più volte e per un periodo massimo di cinque anni dalla data della deliberazione assembleare, un aumento gratuito del capitale sociale

## FAVOREVOLI

Cognome	Tot. Voti	Proprio	Delega
**D MI-FORCE F44	23.367	0	23.367
**D THE MASTER TRUST BANK OF JAPAN, LTD. AS TRUSTEE FOR GOVERNMENT PENSION INVESTMENT FUND 00045667	43.248	0	43.248
**D EMBO-FONDS	15.236	0	15.236
**D THE MASTER TRUST BANK OF JAPAN, LTD. AS TRUSTEE FOR ORGANIZATION FOR WORKERS' RETIREMENT ALLOWANCE FUND 40001898	52.740	0	52.740
**D T. ROSE PRICE FUNDS SICAV	258.578	0	258.578
**D SAS TRUST CORPORATION POOLED FUND	58.780	0	58.780
**D MC-TONES 392	368.900	0	368.900
**D BUREAU OF LABOR FUNDS-LABOR PENSION FUND	155.057	0	155.057
**D VANGUARD FUNDICARY TRUST GROWTH INVESTMENT TOTAL INTERNATIONAL STOCK MANAGER INDEX TRUST	382.008	0	382.008
**D VANGUARD FUNDICARY TRUST GROWTH INVESTMENT TOTAL INTERNATIONAL STOCK MANAGER INDEX TRUST	9.000	0	9.000
**D ALLIANCE GLOBAL INVESTORS GENU RO ALLIANCE FUND ADVANTAGE	2.060	0	2.060
**D SCHRODER INTERNATIONAL ALPHA PORTFOLIO, L.P.	169.651	0	169.651
**D AOR FUNDS - AOR INTERNATIONAL OFFENSIVE STYLE FUND	33.219	0	33.219
**D T. ROSE PRICE INTERNATIONAL SMALL-CAP EQUITY TRUST	485.242	0	485.242
**D THE MASTER TRUST BANK OF JAPAN, LTD. AS TRUSTEE FOR ORGANIZATION FOR WORKERS' RETIREMENT ALLOWANCE FUND 40001898	24.425	0	24.425
**D THE MASTER TRUST BANK OF JAPAN, LTD. AS TRUSTEE FOR ORGANIZATION FOR WORKERS' RETIREMENT ALLOWANCE FUND 40001898	988.057	0	988.057
**D THE INTERNATIONAL NEW DISCOVERY FUND	2.867	0	2.867
**D SPITZMAN INSURANCE, LTD.	600	0	600
**D AZAMCO US RETIREMENT INCOME PLAN TRUST	43.872	0	43.872
**D FINLISSE OF ECONOMY AND FINANCE	11.444	0	11.444
**D NORDEA SUSTAINABLE SELECTION BALANCED FUND	28.810	0	28.810
**D MORGAN STANLEY INVESTMENT FUNDS	10.279	0	10.279
**D POWERFLEX PENSION UNIVERSAL	28.863	0	28.863
**D NORDEA GLOBAL PASSIVE FUND	45.516	0	45.516
**D HAINESWAY EUROPE CAPITAL GROWTH FUND	8.517	0	8.517
**D THE EASTASIA TRUST BANK OF JAPAN, LTD. AS TRUSTEE FOR MTEJ40004520	300.462	0	300.462
**D STICHTING PENSIONFONDS PROVIDEX	2.867	0	2.867
**D SCHRODER INTERNATIONAL SELECTION FUND	172.193	0	172.193
**D NORDEA SUSTAINABLE SELECTION RETURN FUND	950	0	950
**D SINGLE SELECT PLATFORM	366.969	0	366.969
**D FUNDPRO CA-CHISTE GETHRIKIAN	3.094	0	3.094
**D EQ ADVISORS TRUST - AOM INTERNATIONAL MANAGED VOLATILITY PORTFOLIO	48.764	0	48.764
**D UT-FONDS RAV RET ACTION	350.374	0	350.374
**D THE EASTASIA TRUST BANK OF JAPAN, LTD. AS TRUSTEE FOR MTEJ400045794	481.845	0	481.845
**D STURITLY INVESTMENT FUNDS - FIDELITY INNOVATION FUND	49.884	0	49.884
**D INVESTERLINGSORENINGEN NROJA INVEST GLOBAL INDEX KL	3.288	0	3.288
**D INVESTERLINGSORENINGEN NROJA INVEST GLOBAL INDEX KL	226.983	0	226.983
**D INVESTERLINGSORENINGEN NROJA INVEST GLOBAL INDEX KL	24.803	0	24.803
**D NORDEA EUROPEAN PASSIVE FUND	9.647	0	9.647
**D NORDEA GENERALIST FUND 60-TAL	38.931	0	38.931
**D EQ ADVISORS TRUST - AOM INTERNATIONAL MANAGED VOLATILITY PORTFOLIO	76.412	0	76.412
**D SCHRODER PENSIONFONDS PROVIDEX	88.730	0	88.730
**D EQ ADVISORS TRUST - AOM INTERNATIONAL MANAGED VOLATILITY PORTFOLIO	70.210	0	70.210
**D THE MASTER TRUST BANK OF JAPAN, LTD. AS TRUSTEE FOR MTEJ400045792	22.450	0	22.450
**D GOVERNMENT SUPERANNUATION FUND	693.158	0	693.158
**D THE MASTER TRUST BANK OF JAPAN, LTD. AS TRUSTEE FOR MTEJ400045795	573.615	0	573.615
**D EQ ADVISORS TRUST - EQ/AB DYNAMIC MODERATE GROWTH PORTFOLIO	4.864	0	4.864
**D VANGUARD FUNDICARY TRUST GROWTH INVESTMENT TOTAL INTERNATIONAL STOCK MANAGER INDEX TRUST	57.308	0	57.308
**D BUREAU OF LABOR FUNDS - LABOR RETIREMENT FUND	5.545	0	5.545
**D STATE OF WYOMING	29.113	0	29.113

## Pagina 6

DE\* delega alla persona fisica sopra indicata con il numero della scheda assegnata

\*\*D delega alla persona fisica sopra indicata con il numero della scheda assegnata (votazione effettuata alla postazione assistita)

RL\* rappresenta la legge alla persona fisica sopra indicata con il numero della scheda assegnata

1

1.824

1.824

Teste:

0

Azionisti:

Azionisti in proprio:

Azionisti in delega:

## LISTA ESITO DELLE VOTAZIONI

Oggetto: 8. Delega al Consiglio di Amministrazione, ai sensi dell'art. 2443 Cod. civ., della facoltà di deliberare, anche in più volte e per un periodo massimo di cinque anni dalla data della deliberazione assembleare, un aumento gratuito del capitale sociale

## FAVOREVOLI

Cognome	Tot. Voti	Proprio	Delega
**D CDM VECT RAMP MINIMUM VOLATILITY INDEX FUND	7.009	0	7.009
**D EOLIN 2-FUND	325.463	0	325.463
**D BLACKROCK CDE WORLD INDEX FUND	23.594	0	23.594
**D EOL INTERNATIONAL INDEX FUND	91.127	0	91.127
**D FRANKLIN INTERNATIONAL CORE EQUITY FUND	131.333	0	131.333
**D ICGRM DEVLOPERS MARKETS EQUITIES (SOVEREIGN INVESTOR - IRELAND) FUND	89.067	0	89.067
**C I. HOME PRICE INTERNATIONAL DISCOVERY FUND	3.714.075	0	3.714.075
**D FRANKFORD DEVELOPED MARKETS FX - US CURRENCY LOW VOLATILITY INDEX FUND	30.899	0	30.899
**D SAGNEL GELM RETIREMENT BENEFIT FUND	848	0	848
**D NYCT INTERNATIONAL INDEX FUND	71.528	0	71.528
**D EQUITYBANK FINANCIAL LIFE INSURANCE COMPANY	5.452	0	5.452
**D C. ROWE PRICE EUROPEAN STOCK FUND	663.399	0	663.399
**D FIDELIS INVESTMENT DEVELOPED MARKETS EX-OS FACTOR CUIT INDEX FUND	11.836	0	11.836
**D MANAGED PORTFOLIO SERIES INTERNATIONAL SHARES FUND	10.004	0	10.004
**D FIDELIS INTERNATIONAL CURRENCY DIVERSITY INDEX FUND	285.250	0	285.250
**D TRULUCE COLLEGE CAMBRIDGE	9.039	0	9.039
**D SIX CIRCLES INTERNATIONAL UNCONSTRAINED EQUITY FUND	663.389	0	663.389
**D UN/EMERGITS TEMPLETON GROWTH ALLOCATION FUND	105.006	0	105.006
**D ABO DEDDI PENSION FUND	73.282	0	73.282
**D TESTORA SUPERANNUATION SCHEME	19.588	0	19.588
**D THE CHARACTER, MASTERS AND SCHOLARS OF THE UNIVERSITY OF CAMBRIDGE	127	0	127
**D DEVELOPED EX-FOSSIL FUEL INDEX FUND B (RENEWEE)	3.645	0	3.645
**D GERMAN 5-CAP-87, S.A.	23.534	0	23.534
**D NORDEA SUSTAINABLE EQUITIES GLOBAL FUND	104.761	0	104.761
**D THE MASTER TRUST BANK OF JAPAN, LTD. AS TRUSTEE FOR FEDERATION OF NATIONAL PUBLIC SERVICES PERSONNEL MUTUAL AID ASSOCIATION	55.760	0	55.760
**D DEUTSCHE PETERMANN ASSET MANAGEMENT REPRESENTING ERGO FUND	23.500	0	23.500
**D SUEBIA-FONDS	2.468	0	2.468
**C IMCT EQUITY EUROPE	83.243	0	83.243
**C YACQUERRE MULTI-FACTOR FUND	6.316	0	6.316
**D XI-FONDS LTD	6.776	0	6.776
**D NEW YORK STATE COMMON RETIREMENT FUND	91.108	0	91.108
**D MINE SUPERANNUATION FUND	27.702	0	27.702
**D ISPARIS WOLFGANG SCHEINIG INTERNATIONAL EQUITY INDEX FUND	4.501	0	4.501
**D EO ADVISORS TRUST - EO/INTERNATIONAL CORE MANAGED VOLATILITY PORTFOLIO	25.374	0	25.374
**D NORDEA SUSTAINABLE SELECTION MODERATE FUND	6.446	0	6.446
**D THE MASTER TRUST BANK OF JAPAN, LTD. AS TRUSTEE FOR MTR-MODERATE	129.947	0	129.947
**D BUNQA-UNIVERSAL-FONDS I	103.240	0	103.240
**D VANCLAD TOTAL INTERNATIONAL STOCK INDEX FUND	92.550	0	92.550
**D SIEMENS DC BALANCED	7.836.875	0	7.836.875
**D THE MASTER TRUST BANK OF JAPAN, LTD. AS TRUSTEE FOR MTR-MODERATE	2.685	0	2.685
**D VANGUARD FIDUCIARY TRUST COMPANY INSTITUTIONAL TOTAL INTERNATIONAL STOCK MARKET INDEX TRUST II	3.190.220	0	3.190.220
**C INTICH GLOBAL ALL COUNTRY ENHANCED INDEX FUND I/C	435	0	435
**C NORDEA GENTRATIONSFOND 70-10L	47.886	0	47.886
**C THE MASTER TRUST BANK OF JAPAN, LTD. AS TRUSTEE FOR MTR-MODERATE	650.803	0	650.803
**C NORDEA GENTRATIONSFOND 80-10L	25.046	0	25.046
**D XI-FONDS GBS	3.696	0	3.696
**D NORDEA GENTRATIONSFOND 50-10L	3.367	0	3.367
**C EO ADVISORS TRUST - EO/AR DYNAMIC AGGRESSIVE GROWTH PORTFOLIO	3.309	0	3.309
**C LBN GLOBAL DEFEND EQUITIES FUND	1.107	0	1.107
**C MUSEPAC AGGRESSIVE UNBIASED INTERNATIONAL SHARE TRUST	152.273	0	152.273
**C I. HOME PRICE INTERNATIONAL EQUITY INDEX FUND	25.590	0	25.590

Pagina 7

1) 101° delega alla procura fisica sopra indicata con l'incarico di rappresentare la FincoBank S.p.A.

2) 102° delega alla procura fisica sopra indicata con l'incarico di rappresentare la FincoBank S.p.A.

RL: rappresentanza legale e la procura fisica sopra indicata con l'incarico di rappresentare la FincoBank S.p.A.



## LISTA ESITO DELLE VOTAZIONI

Oggetto: 8. Delega al Consiglio di Amministrazione, ai sensi dell'art. 2443 Cod. civ., della facoltà di deliberare, anche in più volte e per un periodo massimo di cinque anni dalla data della deliberazione assembleare, un aumento gratuito del capitale sociale

## FAVOREVOLI

Cognome	Tot. Voti	Proprio	Delega
**C ISHARES ALL COUNTRY EQUITY INDEX FUND	2.188	0	2.188
**C SIX CIRCLES MANAGED EQUITY PORTFOLIO - INTERNATIONAL UNCONSTRAINED FUND	181.939	0	181.939
**D WISSEMAC WOTERGAIR INTERNATIONAL SHARES NO. 3 TRUST	1.470	0	1.470
**C CUSTODY BANK OF JAPAN, LTD. RE: RE 10688N 18420-7035	16.000	0	16.000
**C MS FOREX FUND SICAV-MS HORIZONS MULTIPRODUCTS GLOBAL CONCEPTOR FUND	174	0	174
**D VANGUARD INVESTMENTS COMMON CONTRACTUAL FID/VANG FIDE GYLED WRID EX UK CMN ONE TO	11.496	0	11.496
**D SCITROPER DIVESTED GROWTH TRUST	5.176	0	5.176
**D MS FORTIN FUND SICAV-MS HORIZONS MULTIPRODUCTS GLOBAL PRUDENTE FUND	1.047	0	1.047
**D VANGUARD FUNDS PUBLIC LIMITED COMPANY	531.161	0	531.161
**D VANGUARD INVESTMENTS II CCF - VANGUARD FIDE DEVELOPED WORLD - I CCF	16.582	0	16.582
**D VANGUARD INVESTMENTS II CCF - VANGUARD FIDE DEVELOPED WORLD - I CCF	14.690	0	14.690
**D SCITROPER INTERNATIONAL EQUITY TRUST	265	0	265
**D LEGAL & GENERAL GLOBAL DEVELOPED EQUITY INDEX FUND	899.261	0	899.261
**D VANGUARD INVESTMENT 384-BS PUBLIC LIMITED COMPANY	65.580	0	65.580
**D VANGUARD INVESTMENTS COMMON CONTRACTUAL FID/VANG FIDE DEV EUR FX UK CCF	2.267	0	2.267
**D FIDELITY UCITS II LGW/FIDELITY BSCL WORLD INDEX FUND	76.000	0	76.000
**D CUSTODY BANK OF JAPAN, LTD. RE: RE 10688N 18420-7036	14.648	0	14.648
**D VANGUARD INVESTMENTS COMMON CONTRACTUAL FID/VANG FIDE DEV EUR FX UK CCF	23	0	23
**D FIDELITY FUND - SUSTAINABLE RESEARCH ENHANCED EUROPE EQUITY FUND	1.848	0	1.848
**D FIDELITY UCITS LGW - FIDELITY SUSTAINABLE RESEARCH ENHANCED EUROPE EQUITY UCITS ETF	3.660	0	3.660
**D VARIABLE INSURANCE PRODUCTS FUND - II INTERNATIONAL INDEX PORTFOLIO	7.235	0	7.235
**D EUROPEAN EQUITY FUND, SERIES OF GLOBAL TRUST	325.881	0	325.881
**D SEC MASTER PENSION TRUST	11.931	0	11.931
**D THE MASTER TRUST BANK OF JAPAN, LTD. RE: MORGAN FORLIGN EQUITY PASSIVE NOTHER FUND (ONLY FOR PENSION)	156.929	0	156.929
**D FIDELITY SALEM STREET TRUST: FIDELITY EAT INTERNATIONAL INVESTMENT INDEX FUND	213.893	0	213.893
**D FIDELITY SALEM STREET TRUST: FIDELITY GLOBAL EX U.S. INDEX FUND	34.039	0	34.039
**D FIDELITY SALEM STREET TRUST: FIDELITY GLOBAL EX U.S. INDEX FUND	89.500	0	89.500
**D FIDELITY SALEM STREET TRUST: FIDELITY GLOBAL EX U.S. INDEX FUND	10.427	0	10.427
**D FIDELITY SALEM STREET TRUST: FIDELITY GLOBAL EX U.S. INDEX FUND	15.000	0	15.000
**D FIDELITY SALEM STREET TRUST: FIDELITY GLOBAL EX U.S. INDEX FUND	48.688	0	48.688
**D FIDELITY SALEM STREET TRUST: FIDELITY GLOBAL EX U.S. INDEX FUND	1.979	0	1.979
**D FIDELITY SALEM STREET TRUST: FIDELITY GLOBAL EX U.S. INDEX FUND	39.668	0	39.668
**D FIDELITY SALEM STREET TRUST: FIDELITY GLOBAL EX U.S. INDEX FUND	50.843	0	50.843
**D FIDELITY SALEM STREET TRUST: FIDELITY GLOBAL EX U.S. INDEX FUND	179.240	0	179.240
**D FIDELITY SALEM STREET TRUST: FIDELITY GLOBAL EX U.S. INDEX FUND	96.646	0	96.646
**D FIDELITY SALEM STREET TRUST: FIDELITY GLOBAL EX U.S. INDEX FUND	3.082	0	3.082
**D FIDELITY SALEM STREET TRUST: FIDELITY GLOBAL EX U.S. INDEX FUND	176.547	0	176.547
**D FIDELITY SALEM STREET TRUST: FIDELITY GLOBAL EX U.S. INDEX FUND	336.794	0	336.794
**D FIDELITY SALEM STREET TRUST: FIDELITY GLOBAL EX U.S. INDEX FUND	1.465	0	1.465
**D VANGUARD INVESTMENTS II CCF/VANGUARD FIDE DEVELOPED EUROPE II CCF	32.478	0	32.478
**D CUSTODY BANK OF JAPAN, LTD. RE: RE 10688N 18420-7037	21.934	0	21.934
**D SCITROPER INTERNATIONAL ALPHA TRUST	577.246	0	577.246
**D VANGUARD INVESTMENTS II CCF/VANGUARD FIDE DEVELOPED WORLD II CCF	1.688	0	1.688
**D VANGUARD INVESTMENTS II CCF/VANGUARD FIDE DEVELOPED WORLD II CCF	8.439	0	8.439
**D VANGUARD INVESTMENTS II CCF/VANGUARD FIDE DEVELOPED WORLD II CCF	29.336	0	29.336
**D VANGUARD INVESTMENTS II CCF/VANGUARD FIDE DEVELOPED WORLD II CCF	65.286	0	65.286
**D VANGUARD INVESTMENTS II CCF/VANGUARD FIDE DEVELOPED WORLD II CCF	38.247	0	38.247
**D VANGUARD INVESTMENTS II CCF/VANGUARD FIDE DEVELOPED WORLD II CCF	16.853	0	16.853
**D VANGUARD INVESTMENTS II CCF/VANGUARD FIDE DEVELOPED WORLD II CCF	1.350	0	1.350
**D VANGUARD INVESTMENTS II CCF/VANGUARD FIDE DEVELOPED WORLD II CCF	470.000	0	470.000
**D VANGUARD INVESTMENTS II CCF/VANGUARD FIDE DEVELOPED WORLD II CCF	70.405	0	70.405

## Pagina 8

DR\* delega alla persona fisica sopra indicata con il numero della scheda magnetica

DR\* delega alla persona fisica sopra indicata con il numero della scheda magnetica (variazione elettronica alla posizione assistita)

RL\* rappresentanza legale alla persona fisica sopra indicata con il numero della scheda magnetica

Azionisti: 1.824 Tesi:

Azionisti in proprio: 0 Azionisti in delega: 1.824

## LISTA ESITO DELLE VOTAZIONI

Oggetto: 8. Delega al Consiglio di Amministrazione, ai sensi dell'art. 2443 Cod. civ., della facoltà di deliberare, anche in più volte e per un periodo massimo di cinque anni dalla data della deliberazione assembleare, un aumento gratuito del capitale sociale

## FAVOREVOLI

Cognome	Tot. Voti	Proprio	Delega
**D FIDELITY CONCORD SHORT-TAUST: LUXELTY SERIES INTERNATIONAL INDEX FUND	11.038	0	11.038
**D RANCO CAPITAL DE THOR-IFSTF (POTI)	39.147	0	39.147
**D AVSTER MANAGED TRUST - TACTICAL DEFENSIVE EQUITY FUND	10.043	0	10.043
**D VANGUARD ESG INTERNATIONAL STOCK 251	109.046	0	109.046
**D PERFOR ACCIDENT AND INDENTIV COMPANY	1.131	0	1.131
**D SES ACTIVE 90	890	0	890
**D SFS ACTIVE 55	1.313	0	1.313
**D EUROPE EQUITY INDEX ESG SCREENED FUND 2 (ELANCOM)	16.221	0	16.221
**D AXA VAIETRE EURO	600.000	0	600.000
**D AGIL ACTIONS EUROPE	644.331	0	644.331
**D ISIPAM TRC ACTIONS ISR	72.666	0	72.666
**D AXA GENERATION SOULLEUSE	231.070	0	231.070
**D FOMES DE RESERVE POUR LES RETRAITEES	142.827	0	142.827
**D CREDIT SWPT IP SMID CAP EUROPE	142.174	0	142.174
**D CNE ASSUR SMID CAP EUROPE	75.437	0	75.437
**D FCP ROOM OPTATIF D'INVESTIE 2	38.704	0	38.704
**D MULTIPAR ACTIONS EUROPE BAS CARBONE	81.774	0	81.774
**D CARDIF SWPT IP SMID CAP EURO	331.204	0	331.204
**D SYCOMORE SELECTION MIDCAP	135.180	0	135.180
**D BNP PARTHAS FUND - EURO DEFENSIVE EQUITY	120.599	0	120.599
**D CREDIT DES DEPOSITS ET CONSIGNATIONS	50.185	0	50.185
**D ALLIANZEL 5 ARTIEL	15.100	0	15.100
**D FRANK INVESTISSEMENT CAPITALISATIONS MOVENES	147.482	0	147.482
**D AXA	118.110	0	118.110
**D FCF INTERNATIONAL QUALITY LTD	24.176	0	24.176
**D UNIVERSAL-INVESTMENT-GRANDCRAFT VSH ON BEHALF OF PEOPLE MASTERFONDS	9.090	0	9.090
**D SYCOMORE FUND SICAV - SECONDORE EUROPE EARLY & WORK	449.090	0	449.090
**D INVESTITORY PLAZZA AFFARI	47.500	0	47.500
**D GENERALI ITALIA SEA	150.679	0	150.679
**D STITCHING AHEAD DENTARE PENSION	33.754	0	33.754
**D FCF SOULH 1	30.665	0	30.665
**D BNP PARTHAS EASY - MSCI EUROPE SMALL CAPS SET 8-SERIES 5 CAPED	350.000	0	350.000
**D AXA ROSENBERG EUROBLONC	67.684	0	67.684
**D GENERALE INVESTMENTS SICAV - S&P AGING FORMATION	688.364	0	688.364
**D ABERFERN STANDARD SICAV I - DIVERSIFIED INCOME FUND	631	0	631
**D UNF FAL-LAS EQUITY - FOCUS ITA 12	67.452	0	67.452
**D AXA OPTIMAL TACOMI	1.883.520	0	1.883.520
**D MULTIPAR ACTIONS EURO BAS CARBONE	22.635	0	22.635
**D GENERALI EURO ACTIONS	59.506	0	59.506
**D CREDITIC PORTFOLIO GRANDE EUROPE	895.688	0	895.688
**D LASEL EUROPEI ACTIONS	276.991	0	276.991
**D SYCOMORE SELECTION RESPONSABLE	727.990	0	727.990
**D BNP PARTHAS EASY - MSCI EUROPE EX CH	49.316	0	49.316
**D ALLIANZEL INVESTISSEMENT	99.144	0	99.144
**D BNP PARTHAS ACTIONS 252 ISR	340.344	0	340.344
**D GNBRAIT INVESTISSEMENT SICAV EURO FUTURE LEADERS	140.000	0	140.000
**D BNP PARTHAS ACTIONS FWS RTT ISR	347.019	0	347.019
**D RESPERICI URS S&P GLOBAL EQUITY	6.943	0	6.943
**D BNP PARTHAS FINANCE EUROPE ISR	153.284	0	153.284
**D BNP PARTHAS ACTIONS ENTREPRENEURS	231.492	0	231.492
**C TOTAL GESTION FLEX-IBLE PATRIMONIALE	66.511	0	66.511

Pagina 9

1 DE\* delega alla persona fisica sopra indicata con il numero della scheda magnetica  
 1.824 \*\*D delega alla persona fisica sopra indicata con il numero della scheda magnetica (votazione effettuata alla possessione azionaria)  
 0 \*\*C rappresentanza legale alla persona fisica sopra indicata con il numero della scheda magnetica

Azionisti: 1.824 Teste:  
 Azionisti in proprio: 0 Azionisti in delega:



## LISTA USITO DELLE VOTAZIONI

Oggetto: 8. Delega al Consiglio di Amministrazione, ai sensi dell'art. 2443 Cod. civ., della facoltà di deliberare, anche in più volte e per un periodo massimo di cinque anni dalla data della deliberazione assembleare, un aumento gratuito del capitale sociale

## FAVOREVOLI

Cognome	Tot. Voti	Progetto	Delega
**C GENERALI INVESTMENTS SICAV	7.796	0	7.796
**C GENERALI INVESTMENTS SICAV - GRY EUROPEAN EQUITY	177.253	0	177.253
**C RMB INTERNATIONAL FUND	213.444	0	213.444
**D A75-UI-FONDS	5.966	0	5.966
**E ARA AVENTIS SPAREPREGERS	50.888	0	50.888
**E ENF ERIEAS SMALLCAP EUROLAND SR	531.786	0	531.786
**C ARA AA DIVAS-ETP INDUSTRIEL I	39.004	0	39.004
**C FRANCE INVESTMENT ACTIONS OPTIVIS	92.700	0	92.700
**D ABNUT CAPITAL MANAGEMENT SGR S.p.A.	70.000	0	70.000
**C JAMUS JENKINSON INSTITUTIONAL EUROPEAN INDEX OPPORTUNITIES -LOND	4.045	0	4.045
**C UNIVERSAL-INVESTMENT-GRSFIUSCHRAFT XEN ON BEHALF OF DAYOR AA COROS	69.055	0	69.055
**C ENF PARTIASE FUNDUS - EURO MID CAP	56.990	0	56.990
**C ADASINA SOCIAL JUSTICE AUT. CAP GLOBAL ETP	9.702	0	9.702
**D SACRIFIL PLANTICACION 50, FI	1.373	0	1.373
**C COMET - EUROPE	42.174	0	42.174
**C INVESTMENT 10, FI	2.723	0	2.723
**C EUR EQUITY AXA ASSICURANTONT	130.000	0	130.000
**D TONSLERAKY FP	748	0	748
**C FINDERSEA GARTMORE FUND PAN EUROPEAN SMALLER COMPANIES FUND	57.772	0	57.772
**C AFER ACTIONS ENTREPREIS	46.379	0	46.379
**C INVESTITOREI FLESSIBILI	45.000	0	45.000
**C REPRIY - OPTIMISED DNAS I	3.620	0	3.620
**D SOFL MEXICO DIVIDEND PTF	484	0	484
**C HENDERSON HOBIZON PAN EUROPEAN SMALLER COMPANIES FUND	210.768	0	210.768
**D ASPECT - SPONSOR. EURO EQUITY GROWTH	136.036	0	136.036
**D C.A.-FUND-S - EURO EQUITIES	133.336	0	133.336
**D ALLIANCE FONDUS AFF	21.584	0	21.584
**D INVESTAMADEL 50, FI	6.800	0	6.800
**D FP CANTONAC TCM- FP CANTONAC EUROPEAN LEADERS	230.858	0	230.858
**D ASPECT BLACKROCK EURO EQUITY	69.118	0	69.118
**D LEAS SECUR. ASSET INVESTMENT STRATEGIES - INTERNATIONAL SHARE STRATEGY NO.1	1.803	0	1.803
**D GUIDICARY WORLD FUND FUND	4.386	0	4.386
**D LORENZ POCKET PROGRESS	16.043	0	16.043
**D FUND ACTIONS EUROPE	33.208	0	33.208
**D ASP INTERNATIONAL EQUITY INDEX FUND	68.575	0	68.575
**D ALLIANCE FUNDUS PIV2 SECURE PIV2-ANAL-ECA	102.379	0	102.379
**D UNIVERSAL-INVESTMENT-GRSFIUSCHRAFT XEN ON BEHALF OF WMB-UNIVERSAL-FONDS	2.043	0	2.043
**D MERGER UNDEGRED OVERSEAS SHARKS TRUS"	13.017	0	13.017
**C FCP ERAP ACTIONS EURO I	325.000	0	325.000
**C PHILADELPHIA GAS WORKS PENSION PLAN	1.162	0	1.162
**D ALTO AMERICA AZIONEIO	154.773	0	154.773
**C AKTEN EUROPA - UI	26.444	0	26.444
**C FCP FCP PACT INTERNATIONAL ESG FUND	266.608	0	266.608
**C FCP FUNDUS PACT INTERNATIONAL ESG	31.010	0	31.010
**C FRANCE PLACEMENT LGRO ESG PLUS	460.349	0	460.349
**C TOTAL ACTIONS EUROPEANES	502.889	0	502.889
**D ARCO QUANT 1	31.585	0	31.585
**D ALLIANCEI-S-B-ONES SNC-ES 2	69.170	0	69.170
**D RETURN	97.536	0	97.536
**D CONSERVATION INTERNATIONAL FOUNDATION, INC.	115	0	115
**D ACQUITY INTERNATIONAL FUND	112.809	0	112.809

Pagina 10

1) D\* delega alla pres. fiscal sog. indicata con il numero della scheda magnetica

2) D delega alla persona fisica sopra indicata con il numero della scheda magnetica (votazione e tornata alla prescrizione anti-dif)

R\* \* rappresentanza legale alla persona fisica sopra indicata con il numero della scheda magnetica

Azionisti: 1.824 1

Azionisti in proprio: 0 Azionisti in delega: 1.824

## LISTA ESITO DELLE VOTAZIONI

Oggetto: 8. Delega al Consiglio di Amministrazione, ai sensi dell'art. 2443 Cod. civ., della facoltà di deliberare, anche in più volte e per un periodo massimo di cinque anni dalla data della deliberazione assembleare, un aumento gratuito del capitale sociale

## FAVOREVOLI

CODICE	Costo/voce	Proprio	Delega
**D AXA GENERATION EUROPE ACTIONS		270.067	270.067
**D GLOBAL EQUITIES ENHANCED INDEX FUND		31.365	31.365
**D ZEPHYR - OPTIMISED PLUS 2		10.159	10.159
**D ENP PARTHAS VITAGE FUND		83.320	83.320
**D COOPERATION ROMA - GLOBAL PASSIVE EQUITIES		1	1
**D UDAY - EUROPE SMALL CAP EQUITY		67.995	67.995
**D ENPEF S-FUND EQUITY EUROPE		243.916	243.916
**C ALLIANZ-FONDS PF2 SECTEUR PIZ-MAL-E_BJA		36.226	36.226
**C S.B. FUND-A WORLD EQUITIES		6.805	6.805
**D ALSTOM CAPITAL SUPERINNOVATION AND REINVENT FUND		5.082	5.082
**D SASADRI PLANTIFACTOR 25, F		4.179	4.179
**D ENP PARTHAS FUNDS - SUSTAINABLE EURO LOW VOL EQUITY		110.262	110.262
**D ENP PARTHAS INTERNATIONAL EQUITIES (INDEX) FUND		13.896	13.896
**D ALLIANZ-FONDS PF2 SECTEUR PIZ2-MAL-E_BJA		31.674	31.674
**D CREDITAG FORTUITO - PIZ2-MAL-E_BJA		267.107	267.107
**D G.A.-FUND-B - EQUITY PRIMA EURO F		18.408	18.408
**D CAMPS HENDERSON EUROPEAN SMALLER COMPANIES FUND		486.089	486.089
**D SAVOGLIO EUROCOLON, FI		59.987	59.987
**D CERA-MASTER HAEK I		48.018	48.018
**D CENTRAIT SMART FUNDS		98.049	98.049
**D INVERSADELL 10, FI		769	769
**D ALLIANZ-FONDS PF1 SECTEUR PIZ-MAL-E_BJA		31.812	31.812
**D ENP PARTHAS D PENSION SUSTAINABLE ENHANCED		559.412	559.412
**D INVERSADELL 25, FI		15.226	15.226
**D AMERDEA STANDARD SICAV I		214.739	214.739
**D ALLIANZ-FONDS PF2 SECTEUR PIZ-MAL-E_BJA		18.173	18.173
**D UNIVERSAL INVESTMENT-SPELISCHAST MBE ON RWAIF OF INT EURO ACTION PROJECT ESG		18.800	18.800
**D ALLIANZ-FONDS PF3 SECTEUR PIZ-MAL-E_BJA		8.161	8.161
**D ENP INTERNATIONAL EQUITY INDEX FUND RENCO		4.475	4.475
**D ENP PARTHAS S PENSION SUSTAINABLE STABILITY		21.695	21.695
**D NETROCELLIAN-BENEFITRO SUSTAINABLE GROWTH		153.729	153.729
**D ENHANCED INDEX INTERNATIONAL SHARE FUND		34.948	34.948
**D ENP PARTHAS FUNDS - SUSTAINABLE EURO MULTIFACTOR EQUITY		92.167	92.167
**D THEM COGNAT - EQUITY EUROPEAN FACTOR DEFENSIVE		141.429	141.429
**D ENP PARTHAS S PENSION SUSTAINABLE GROWTH		101.001	101.001
**D ALLIANZ-FONDS PF2 SECTEUR PIZ-MAL-E_BJA		76.717	76.717
**D FCP TRANCE PLACEMENT EURO 15G		252.318	252.318
**D ENP PARTHAS FUNDS - SUSTAINABLE EURO MULTIFACTOR EQUITY		204.661	204.661
**D RANDORONEL 2000 IF		126	126
**D BANISPARATEL 36, F.P.		664	664
**D CASTELLANA PENSIONES IF		193	193
**D ECONOMICISTS TONS DE PENSIONS		231	231
**D RG DIVISION EUROPEAN FUND OF INVESTMENT		134	134
**D PERROMANICA 92 IF		191	191
**D WOLLEWEN INV 10-EUROPE CORE EQUITY FUND		102.617	102.617
**D ACR LAX ADVANTAGE ASS NEW EURO		52.566	52.566
**D THE NEW ZEALAND GUARDIAN TRUST COMPANY LIMITED		2.173	2.173
**D WHOLESALE INTERNATIONAL CORE EQUITIES INC ADDED		883	883
**D ENP PARTHAS GLOBAL EQUITY FUND		6.773	6.773
**C SINALAG-C INTERNATIONAL EQUITY FUND		8.592	8.592
**D WHOLESALE INTERNATIONAL CORE EQUITIES		799	799

Pagina 11

1 DE\* delega alle persone fisiche sopra indicate con l'unanimità della scheda magnetica  
1.824 DE\* delega alla persona fisica sopra indicata con il numero della scheda magnetica (votazione effettuata alla postazione assiale)  
XL\* rappresentanza legale alla persona fisica sopra indicata con il numero della scheda magnetica

Azionisti: 1.824 Teste:  
Azionisti in proprio: 0 Azionisti in delega:



LISTA ESITO DELLE VOTAZIONI

Oggetto: 8. Delega al Consiglio di Amministrazione, ai sensi dell'art. 2443 Cod. civ., della facoltà di deliberare, anche in più volte e per un periodo massimo di cinque anni dalla data della deliberazione assembleare, un aumento gratuito del capitale sociale

FAVOREVOLI

Cognome	Tot. Voti	Proprio	Delega
**C RUSSELL INVESTMENTS SUSTAINABLE GLOBAL SHARES FUND	2.680	0	2.680
**C CAROL ALTERNATIVE GLOBAL FUND	32	0	32
**C AVIVA INVESTORS PASSIVE FUNDS ACS - AL DEVELOPED EUROPEAN EX UK EQUITY INDEX FUND	171.483	0	171.483
**C ELEVUS GLOBAL FUND - ELEVUS LEADING SVMT & VTCAP FUTURE FUND	436.742	0	436.742
**C ELEVUS GLOBAL FUND ICAV	402.961	0	402.961
**C ELEVUS GLOBAL FUND ICAV	309.171	0	309.171
**C ELEVUS GLOBAL FUND ICAV	137.771	0	137.771
**D ELEVUS GLOBAL FUND ICAV	4.912.618	0	4.912.618
**D ELEVUS GLOBAL FUND ICAV	101.984	0	101.984
**D ELEVUS GLOBAL FUND ICAV	23.231	0	23.231
**D ELEVUS GLOBAL FUND ICAV	408	0	408
**D ELEVUS GLOBAL FUND ICAV	2.034	0	2.034
**D ELEVUS GLOBAL FUND ICAV	286.967	0	286.967
**D ELEVUS GLOBAL FUND ICAV	7.732	0	7.732
**D ELEVUS GLOBAL FUND ICAV	112.846	0	112.846
**D ELEVUS GLOBAL FUND ICAV	9.889	0	9.889
**D ELEVUS GLOBAL FUND ICAV	6.560	0	6.560
**D ELEVUS GLOBAL FUND ICAV	118.140	0	118.140
**D ELEVUS GLOBAL FUND ICAV	29.319	0	29.319
**D ELEVUS GLOBAL FUND ICAV	71.492	0	71.492
**D ELEVUS GLOBAL FUND ICAV	718.155	0	718.155
**D ELEVUS GLOBAL FUND ICAV	48.873	0	48.873
**D ELEVUS GLOBAL FUND ICAV	19.677	0	19.677
**D ELEVUS GLOBAL FUND ICAV	120.000	0	120.000
**D ELEVUS GLOBAL FUND ICAV	5.764	0	5.764
**D ELEVUS GLOBAL FUND ICAV	9.153	0	9.153
**D ELEVUS GLOBAL FUND ICAV	8.869	0	8.869
**D ELEVUS GLOBAL FUND ICAV	518.998	0	518.998
**D ELEVUS GLOBAL FUND ICAV	1.134	0	1.134
**D ELEVUS GLOBAL FUND ICAV	6.865	0	6.865
**D ELEVUS GLOBAL FUND ICAV	128.254	0	128.254
**D ELEVUS GLOBAL FUND ICAV	1.211	0	1.211
**D ELEVUS GLOBAL FUND ICAV	6.512	0	6.512
**D ELEVUS GLOBAL FUND ICAV	34.503	0	34.503
**D ELEVUS GLOBAL FUND ICAV	79.933	0	79.933
**D ELEVUS GLOBAL FUND ICAV	336.736	0	336.736
**D ELEVUS GLOBAL FUND ICAV	339.581	0	339.581
**D ELEVUS GLOBAL FUND ICAV	5.123	0	5.123
**D ELEVUS GLOBAL FUND ICAV	562.973	0	562.973
**D ELEVUS GLOBAL FUND ICAV	11.298	0	11.298
**D ELEVUS GLOBAL FUND ICAV	2.524	0	2.524
**D ELEVUS GLOBAL FUND ICAV	17.090	0	17.090
**D ELEVUS GLOBAL FUND ICAV	38.880	0	38.880
**D ELEVUS GLOBAL FUND ICAV	1.252	0	1.252
**D ELEVUS GLOBAL FUND ICAV	869.399	0	869.399
**D ELEVUS GLOBAL FUND ICAV	100.011	0	100.011
**D ELEVUS GLOBAL FUND ICAV	60.280	0	60.280
**D ELEVUS GLOBAL FUND ICAV	177.904	0	177.904
**D ELEVUS GLOBAL FUND ICAV	35.932	0	35.932
**D ELEVUS GLOBAL FUND ICAV	1.466	0	1.466
**D ELEVUS GLOBAL FUND ICAV	521.050	0	521.050

Pagina 12

Azionisti: 1.824 Teste: 0 Azionisti in delega: 1.824  
 DE\* delega alle persone fisiche sopra indicate con il numero della scheda magnetica  
 \*\*D delega alle persone fisiche sopra indicate con il numero della scheda magnetica (volontarie all'iscrizione alla posizione esaltata)  
 RI\* rappresenta la legge alla persona fisica sopra indicata con il numero della scheda magnetica

LISTA RISULTATO DELLE VOTAZIONI

**Oggetto: 8. Delega al Consiglio di Amministrazione, ai sensi dell'art. 2443 Cod. civ., della facoltà di deliberare, anche in più volte e per un periodo massimo di cinque anni dalla data della deliberazione assembleare, un aumento gratuito del capitale sociale**

**FAVOREVOLI**

Cognome	Tot. Vo. I	Proprio	Delega
**D VOING GROUP RETIREMENT TRUST	39.510	0	39.510
**D NFPA	51.069	0	51.069
**D TEACHERS' RETIREMENT SYSTEM OF THE CITY OF NEW YORK	76.844	0	76.844
**D TSHEARS ROBERTSON INTERNATIONAL EQUITY INDEX FUND	43.101	0	43.101
**D AVIVA INVESTORS PORTFOLIO FUNDS -CVC AVIVA INVESTORS MULTI-ASSET CORP FUND II	1.636	0	1.636
**D AVIVA INVESTORS PORTFOLIO FUNDS -CVC AVIVA INVESTORS MULTI-ASSET CORP FUND III	2.509	0	2.509
**D THE BOROGLAND BANK UK RETIREMENT FUND	803	0	803
**D JPMORGAN FUND -TTC TWC-JPM DIVERSIFIED GROWTH FUND	4.351	0	4.351
**D SUNSHINE GROWTH FUND	30.321.846	0	30.321.846
**D JPMORGAN GLOBAL ALLOCATION FUND	7.423	0	7.423
**D JPMORGAN FUND -CVC - JPM GLOBAL RESEARCH FINANCED INDEX EQUITY FUND	54.383	0	54.383
**D COMINGLED PENSION TRUST FUND (WALK EQUITY INDEX) OF JPMORGAN CHASE BANK, N.A.	287.687	0	287.687
**D AMERICAN FUNDS GLOBAL BALANCED FUND	640.000	0	640.000
**D CREDIT BANK OF JAPAN, LTD. AS TRUSTEE FOR MITSUBI TRUST & BANKING CO., LTD. AS TRUSTEE FOR INTERNATIONAL EQUITY PASSIVE	71.819	0	71.819
**D AVIVA INVESTORS PORTFOLIO FUNDS -CVC AVIVA INVESTORS MULTI-ASSET CORP FUND IV	2.242	0	2.242
**D AVIVA INVESTORS PORTFOLIO FUNDS -CVC AVIVA INVESTORS MULTI-ASSET CORP FUND V	200	0	200
**D ACHER MASTER TRUST	113.825	0	113.825
**D ROYAL SOCIETY OF KINGSTON UPON THAMES PENSION FUND	14.772	0	14.772
**D JPMORGAN INVESTMENT FUNDS	1.019.872	0	1.019.872
**D GMPV, LLC	428	0	428
**D JPMORGAN INTERNATIONAL MERGED EQUITY FUND	46.300	0	46.300
**D JPMORGAN RETAILERS INTERNATIONAL EQUITY FUND	113.823	0	113.823
**D SERVIC TRUST (PERMITA) LTD AS TRUSTEE OF THE SHELL OVERSEAS CONTRIBUTORY PENSION FUND	2.536	0	2.536
**D CAPITAL-RESEARCH BANK DANKE INVESTI LIMITED ADVANCE AMERICA LINK - INDEX GLOBAL MASTER	0.483	0	0.483
**D JPMORGAN FUND LONG - JPM GLOBAL RESEARCH FINANCED INDEX EQUITY FUND	45.828	0	45.828
**D AVIVA INVESTORS PORTFOLIO FUNDS -CVC AVIVA INVESTORS MULTI-ASSET CORP FUND V	536	0	536
**D SHELL TRUST (BEAUMONT) LIMITED AS TRUSTEE OF THE SHELL INTERNATIONAL PENSION FUND	1.601	0	1.601
**D COMINGLED PENSION TRUST FUND INTERNATIONAL RESEARCH FINANCED EQUITY FUND	420.673	0	420.673
**D JPMORGAN INTERNATIONAL RESEARCH FINANCED EQUITY FUND	1.543.840	0	1.543.840
**D AVIVA LIFE & PENSIONS IRELAND DAC	32.031	0	32.031
**D SHELL PENSION TRUST LIMITED AS TRUSTEE OF SHELL CONTRIBUTORY PENSION FUND	16.336	0	16.336
**D CAPITAL WORLD GROWTH AND INCOME FUND	7.743.726	0	7.743.726
**D STATE OF CALIFORNIA SAVINGS PLAN PROGRAM MASTER TRUST	237.331	0	237.331
**D JPMORGAN RETAILERS MERGED FUND	639.773	0	639.773
**D DANICA PENSION, LIVINGSTONSHIRE, ENGLAND	3.842	0	3.842
**D AVIVA INVESTORS TRUST - ROYAL SOCIETY INTERNATIONAL GROWTH PORTFOLIO	305.829	0	305.829
**D AVIVA INVESTORS INVESTMENT FUNDS -CVC AVIVA INVESTORS INTERNATIONAL INDEX TRACKING FUND	8.948	0	8.948
**D CAPITAL GROUP EMPLOYEE BENEFIT INVESTMENT TRUST	642.755	0	642.755
**D INTERNATIONAL GROWTH AND INCOME FUND	1.571.800	0	1.571.800
**D NEWPAC GLOBAL SHARES - LARGE CAP (UNWEIGHTED) INDEXPOOL	58.241	0	58.241
**D GENERAL MOTORS PENSIONFONDS OEP	4.683	0	4.683
**D JPMORGAN INSURANCE TRUST GLOBAL ALLOCATION PORTFOLIO	1.855	0	1.855
**D GENERAL MOTORS (VMI) PENSION PLAN	6.440	0	6.440
**D INVESTINGFOREIGNEN DANKE INVEST EUROPA INDEX BNP KI	8.896	0	8.896
**D INVESTINGFOREIGNEN DANKE INVEST EUROPA INDEX NL	13.466	0	13.466
**D INVESTINGFOREIGNEN DANKE INVEST GLOBAL INDEXES - AKKUMULERENDE NL	1.770	0	1.770
**D FIDELITY INVESTMENT TRUST: FIDELITY SERIES OVERSEAS FUND	6.872.185	0	6.872.185
**D FLM GROUP TRUST FOR EMPLOYER BENEFIT PLANS	2.104.730	0	2.104.730
**D FLM SELECT INTERNATIONAL SMALL CAP EQUITY FUND, LLC	108.560	0	108.560
**D THE STANBET MUTUAL UNDERWRITING ASSOCIATION TRUSTS (BEAUMONT) LIMITED	1.329	0	1.329
**D WALLACE G. FORD WORLDWIDE FUNDS PLC: BG WORLDWIDE FUND-EUROPEAN FUND	182.773	0	182.773

Página 13

DF: delega alla persona fisica sopra indicata con il numero delle schede magnetiche

Azionisti:	1.824	Teste:
Azionisti in proprio:	0	Azionisti in delega:



## LISTA ESITO DELLE VOTAZIONI

Oggetto: 8. Delega al Consiglio di Amministrazione, ai sensi dell'art. 2443 Cod. civ., della facoltà di deliberare, anche in più volte e per un periodo massimo di cinque anni dalla data della deliberazione assembleare, un aumento gratuito del capitale sociale

## FAVOREVOLI

Cognome	Tot. Voti	Proprio	Delega
**D BALLIE GIFFORD WORLDWIDE FUNDS EIC-BALLIE GIFFORD WORLDWIDE EUR GROWTH	2.062	0	2.062
**D FIDELITY INVESTMENT TRUST: FIDELITY SA INTERNATIONAL SPA COMPACT ON FUND	529.767	0	529.767
**D FIAT SELECT INTERNATIONAL EQUITY FUND, LLC	53.138	0	53.138
**D INVESTINGFORENIGEN DANISK INVEST INDEX GLOBAL AC RESTRICTED - ACCUMULATING KL	19.882	0	15.882
**D INVESTINGFORENIGEN DANISK INVEST INDEX GLOBAL AC RESTRICTED - ACCUMULATING AT	33.188	0	33.188
**D INVESTINGFORENIGEN DANISK INVEST GLOBAL FUNDERS AL	14.818	0	14.818
**D INVESTINGFORENIGEN DANISK INVEST GLOBAL FUNDERS AL	100.393	0	100.393
**D JPMORGAN EITS (IRELAND) EAV-EMERGE GROWTH ENHANCED IN EQ (EBS) UCITS ETF	41.043	0	41.043
**D JPMORGAN EITS (IRELAND) EAV-GLOBAL RESEARCH ENHANCED IN EQ (EBS) UCITS ETF	1.910	0	1.910
**D THE MASTER TRUST OF JAPAN, LTD. 30: NITEN/0001779	9.447	0	9.447
**D ACTIAM EUROPEAN INDEX FUND/REPOFUND MEREL	9.816	0	9.816
**D JALVENSAL INVESTMENT-GESellschaft mbH ON BEHALF OF ESOTIKEN-DE-FONDS	7.589	0	7.589
**D ZWISSELREVEN INSTITUTIONELLE BELEGINGSFONDEN - EUTERRIVEN EUROPEAN INDEX FUND/REPOFUND MEREL	42.227	0	42.227
**D ACTIAM EUROPEAN INDEX FUND/REPOFUND MEREL	17.374	0	17.374
**D JALVENSAL INVESTMENT-GESellschaft mbH ON BEHALF OF UNIVERSAL ECO	15.227	0	15.227
**D ACTIAM SUSTAINABLE INDEX FUND EQUITY TRUST	24.974	0	24.974
**D UNIVERSAL INVESTMENT-GESellschaft mbH ON BEHALF OF UNIVERSAL-CA V	123.000	0	120.000
**D AS FUND I & V EQUITY FUND	22.200	0	22.200
**D FOREIGN STOCK INDEX FUND/REPOFUND MEREL	147	0	147
**D SEIKO GLOBAL EQUITY INDEX FUND/REPOFUND MEREL	57.396	0	57.396
**D GLOBAL SECURITY OFFICE	10.000	0	10.000
**D THE E. N. FOUNDATION	21.000	0	21.000
**D GEN SANDER L.	364.286	0	364.286
**D STANDARD LIFE INTERNATIONAL DECEASED ACTIVITY COMPANY	52.950	0	52.950
**D SCOUTING STEEL PENSIONFONDS	540.000	0	540.000
**D MAXIMILIAN FUND-MANAGEMENT ACTIVE	84.310	0	84.310
**D STATE OF NEW MEXICO STATE INVESTMENT COUNCIL	2.350.000	0	2.350.000
**D ROSSCO CAPITAL GROWTH FUNDS	30.758	0	30.758
**D FCP MANDARINE OPTIMAL VALUE	750.000	0	750.000
**D MANDARINE UNIQUE SMALLCAPS EUROPE	29.831	0	29.831
**D BAO BOND MAXIMUM TERM SERIES	1.287.390	0	1.287.390
**D OVERSEA STRIPS	160.587	0	160.587
**D SAGE POWERPENSION PLAN	49.615	0	49.615
**D PRO ELEC RETIREMENT SERIES	23.831	0	23.831
**D PRO ELEC RETIREMENT SERIES	81.886	0	81.886
**D BNC BANK NATIONALASSN	1.286	0	1.286
**D CURE OF THE HOLYHOFER	373.935	0	373.935
**D KATZMAN GESTION SECIT, S.A.	121.315	0	121.315
**D OLD WESTBURY LARGE CAP STRATEGIC FUND	47.491	0	47.491
**D EATON VANCE TRUST COMPANY COLLECTIVE INVESTMENT	743	0	743
**D OKLAHOMA TOBACCO SUSTAINMENT ENDOWMENT TRUST	245.763	0	245.763
**D THE BANK OF NEW YORK MELLON INTERNATIONAL J-LIBL	1.681	0	1.681
**D BALLIE GIFFORD INTERNATIONAL ALPHA FUND	2.179.396	0	2.179.396
**D SUBSIDIZED SCHOOLS PROVIDENT FUND	254.129	0	254.129
**D INTERNATIONAL EQUITY FUND	9.182	0	9.182
**D KAPITALFORNIGEN TWO INVEST GLOBALS RETIRE III	22.468	0	22.468
**D AMERICAN ELECTRIC POWER SYSTEM RETIREMENT TRUST	31.344	0	31.344
**D AMERICAN ELECTRIC POWER SYSTEM RETIREMENT TRUST	11.216	0	11.216
**D KAPITALFORNIGEN 2P INVEST INTERNATIONAL AKTIER	47.851	0	47.851
**D SHIMOS TEASQUARE PENSION PLAN II DEFERRED BENEFIT PLAN TRUST	66.257	0	66.257
**D BNY MELLON D' NSI INTERNATIONAL STOCK INDEX FUND	28.121	0	28.121

Pagina 14

Azienda: 1.824 Tesoro: 1.824  
 Azionisti in proprio: 0 Azionisti in delega: 1.824  
 1 Ditz delega alla persona fisica sopra indicata con il numero della scheda magnetica  
 1.824 Ditz delega alla persona fisica sopra indicata con il numero della scheda magnetica (votazione effettuata alla postazione assistita)  
 RL: rappresentanza legale alla persona fisica sopra indicata con il numero della scheda magnetica

## LISTA ESITO DELLE VOTAZIONI

Oggetto: 8. Delega al Consiglio di Amministrazione, ai sensi dell'art. 2443 Cod. civ., della facoltà di deliberare, anche in più volte e per un periodo massimo di cinque anni dalla data della deliberazione assembleare, un aumento gratuito del capitale sociale

## FAVOREVOLI

Cognome	Tot. Voti	Proprio	Delega
**C. SGLAC WEST CORP STRATEGIES INTERNATIONAL EQUITY FUND	105.220	0	105.220
**D. VIRGINIA LOGE FOUNDATION INC	2.826	0	2.826
**D. FATER TRUST COMPANY COLLECTIVE INVESTMENT FUNDS FOR EMPLOYEES BENEFIT TRUSTS	229.923	0	229.923
**D. ADVANCED SERIES TRUST ASI F BOW PRICE DIVERSIFIED REAL	1.897	0	1.897
**D. ADVANCED SERIES TRUST ASI F BOW PRICE GROWTH OPPORTUNIT	52.758	0	52.758
**D. SYMMETRY PANCHAMIC GLOBAL EQUITY PLAN	6.173	0	6.173
**D. SYMMETRY PANCHAMIC INTERNATIONAL EQUITY FUND	7.772	0	7.772
**D. CRESSCARE CAPITAL MANAGEMENT	138.787	0	138.787
**D. BAILLIET GIFFORD COLLECTIVE INVESTMENT TRUST	555.987	0	555.987
**D. VOYA INVESTMENT MANAGEMENT CO LLC	695	0	695
**D. LEGAL AND GENERAL UNITS ETF PLC	17.075	0	17.075
**R. OSEAM TRF. TCNV	33.967	0	33.967
**D. NATIONAL BANK FINANCIAL INC	1.719	0	1.719
**D. STITCHING DEPOSITARY APG DEVELOPED MARKETS EQUITY POOL	7.671.043	0	7.671.043
**D. VANGUARD FIVE ALL WORLD EX US INDEX FUND	1.197.096	0	1.197.096
**D. VANGUARD EUROPEAN STOCK INDEX FUND	1.320.810	0	1.320.810
**D. VANGUARD INTERNATIONAL GROWTH FUND	9.933.712	0	9.933.712
**D. ALLEGHENY COLLEGE	2.800	0	2.800
**D. TATE COMMUNITY FOUNDATION	4.400	0	4.400
**D. ALABAMA LLC	984	0	984
**D. VOYA BALANCED INCOME PORTFOLIO	7.216	0	7.216
**D. BAIN VANCE TRUST COMPANY COLLECTIVE INVESTMENT TRUST	23.146	0	23.146
**D. SOCIALLY AS SOLS TRUSTEE OF THE SOCIALLY ENDOWMENT TRUST	5.304	0	5.304
**D. IVI 2 SOLUTIONS TAX QUALIFIED NUCLEAR DECOMMISSIONING TRUST	4.454	0	4.454
**E. FATER VANCE TRUST COMPANY INTERNATIONAL SMALL CAP COMMON TR	15.640	0	15.640
**D. CONSOLIDATED EDISON RETIREMENT PLAN	27.164	0	27.164
**D. PARIS UNIC 1 QUALIFIED NUCLEAR DECOMMISSIONING FUND	3.637	0	3.637
**D. NORWEEK UNIT 2 QUALIFIED NUCLEAR DECOMMISSIONING FUND	5.744	0	5.744
**D. BRUNSWICK UNIT 2 QUALIFIED NUCLEAR	9.290	0	9.290
**D. VOYA INTERNATIONAL HIGH DIVIDEND LOW VOLATILITY FUND	3.652	0	3.652
**D. POINT EMCO UNIT 1 AND UNIT 2 NON QUALIFIED TRUST	6.640	0	6.640
**D. SUPERVALU INC MASTER INVESTMENT TRUST	12.361	0	12.361
**D. CERVINTE INTERNATIONAL LLC	17.310	0	17.310
**D. MORGAN LI LLC	1.588	0	1.588
**D. UNIVERSAL REINSURERS MARINE INSURANCE ASSOCIATION LIMITED	1.412	0	1.412
**D. STITCHING PENSIONFONDS SOCIETAI	3.723	0	3.723
**D. DEUTSCHE BOG AG	4.119	0	4.119
**D. MARILYN REINSURANCE SUPPLEMENTAL RETIREMENT PLANS GROUP TRUST	653.066	0	653.066
**D. VANUVAE REINSURANCE DEVELOPER INTERNATIONAL INDEX LTD	25.291	0	25.291
**D. CENTRA PENSION FUND OF THE INTERNATIONAL UNION OF OPERATING CONTRACTING EMPLOYERS	13.668	0	13.668
**D. INVESCO VANGUARD HEALTH FOUNDATION INC	6.394	0	6.394
**D. GLOBE ATLANTIC PACIFIC INTERNATIONAL CURB PORTFOLIO	14.764	0	14.764
**D. TEXAS UTILITIES QUAL NOT PARTNERSHIP	1.273	0	1.273
**D. ELEC CANADA 2007 PENSION PLAN	20.000	0	20.000
**D. SAGUA BARBARA COUNTY EMPLOYERS RETIREMENT SYSTEM	1.611	0	1.611
**D. 1999 VOLUNTARY EMPLOYERS BENEFICIARY ASSOCIATION OF THE NONREPRESENTED EMPLOYEES OF SOLIDARITY COMPANY	5.394	0	5.394
**D. MICHELLE LIND REV TRUST	26.954	0	26.954
**D. SELLABETH E RIORDAN	1	0	1
**D. BRUCE P SICKNER TRUST MASTER TRNT	416	0	416
	1.864	0	1.864
	707	0	707



Pagina 15

DIP. delega alla presente lista sopra indicata con il numero della scheda magnetica

DIP. delega alla presente lista sopra indicata con il numero della scheda magnetica (votazione effettuata alla portabilità assillu)

RL. P. rappresentanza legale alla portabilità sopra indicata con il numero della scheda magnetica

1.824 Teser. 1.824

Azionisti in delega: 0

Azionisti:

Azionisti in proprio: 1.824

LISTA ESITO DELLE VOTAZIONI

Oggetto: 8. Delega al Consiglio di Amministrazione, ai sensi dell'art. 2443 Cod. civ., della facoltà di deliberare, anche in più votte e per un periodo massimo di cinque anni dalla data della deliberazione assembleare, un aumento gratuito del capitale sociale

FAVOREVOLI

Cognome	Tot. Voti	Proporio	Delega
**D DPA INVESTMENT LP	878	0	878
**D CERVILLAS A EMMIN 2012 TRUST FBO MOR	3.216	0	3.216
**D RITTSBERG ROSSMAN	757	0	757
**D PARCELLA FOUNDATION INC	1.716	0	1.716
**D BURBALLY HOLDINGS LLC	1.480	0	1.480
**D OLIVE ACCOUNTS 2003 TRUST	828	0	828
**D CAROL L BARRETT CHARITABLE REMAIND 05/10/2010	4.882	0	4.882
**D CAROL J BARRETT GROUP L	2.724	0	2.724
**D RED BLAZER INVESTMENTS VENTURE LLC	3.653	0	3.653
**D C. FINANCIAL LLC	6.965	0	6.965
**D T. EDWARDS TRUST Y SALLY SR	5.869	0	5.869
**D DOR S CHRISTOPHER	28.994	0	28.994
**D WS DEPENDANT ANNUITY FUND	31.278	0	31.278
**D SCOTT GARRETT	1.339	0	1.339
**D NON-CENTRAL EMPLOYEES PENSION PLAN	3.574	0	3.574
**D CATHERINE KING	199	0	199
**D JONES MCCARTNEY	1.331	0	1.331
**D LAL - MCACILLAN	2.574	0	2.574
**D S. SMITH RPT 13 11 18 04 MAMER ADR	1.446	0	1.446
**D MORRIS 1992 GLEF TRUST	2.098	0	2.098
**D JONES NEVINS	1.394	0	1.394
**D THOMAS S FREEMAN TR DTD 11 31 94 MAMER	1.679	0	1.679
**D THOMAS R SALLY ADV TRUST	1.074	0	1.074
**D JAMES C TUCKER TR DTD 6 18 92 MAMER	1.606	0	1.606
**D SUSAN ZUCKER	1.043	0	1.043
**D BV SVS MASTER TRUST	37.553	0	37.553
**D CHARLES PEACIN	999	0	999
**D EXEC FAMILY TRUST M FORD 11 FAMILY TRUST	1.714	0	1.714
**D THE BANK OF NEW YORK MELLON EMPLOYEE BENEFIT COLLECTIVE INVESTMENT FUND PLAN	98.357	0	98.357
**D THE BANK OF NEW YORK MELLON EMPLOYEE BENEFIT COLLECTIVE INVESTMENT FUND PLAN	51.878	0	51.878
**D THE BANK OF NEW YORK MELLON EMPLOYEE BENEFIT COLLECTIVE INVESTMENT FUND PLAN	298.795	0	298.795
**D THE BANK OF NEW YORK MELLON EMPLOYEE BENEFIT COLLECTIVE INVESTMENT FUND PLAN	49.871	0	49.871
**D ADVANCED SERIES TRUST ASST FRANKLIN BS 11 DIVERSIFIED ALLOCATION PORTFOLIO	49.437	0	49.437
**D 1866 FONDS STITCHING 1	41.849	0	41.849
**D COUNTY OF SANTA CLARA	36.239	0	36.239
**D CAPITALPENSIONEN INVESTING PRO VELLIV WORLD EQUITY INDEX CO NYSEEDII PORTFOLIOE ADMINISTRATION AS	15.117	0	15.117
**D MON OUT GLOBAL EQUITY FUND AMERVOIRA	67.467	0	67.467
**D EMCO GLOBAL PUBLIC EQUITY LP	114.074	0	114.074
**D FIDELITY FLEXIBLE OPPORTUNITIES FUND	1.858	0	1.858
**D FIDELITY INVESTMENT TRUST FIDELITY DIVERSIFIED INTERNATIONAL FUND	198.812	0	198.812
**D FIDELITY INVESTMENT FUND SERIES SMART EUROPEAN EQUITY FUND	2.900.896	0	2.900.896
**D IVY EQUITIES ASSET INDEX FUND	5.386	0	5.386
**D FIDELITY GROUP TRUST FOR EMPLOYEE BENEFIT PLANS	772	0	772
**D FIDELITY GROUP TRUST FOR EMPLOYEE BENEFIT PLANS	1.657.757	0	1.657.757
**D ARIZONA STATE RETIREMENT SYSTEM	84.157	0	84.157
**D ARIZONA STATE RETIREMENT SYSTEM	31.349	0	31.349
**D FRANKLIN ADVISERS INC	132.614	0	132.614
**D AEL MCI GLOBAL EQUITY INDEX FUND	1.100	0	1.100
**D FIRST TRUST INTERNATIONAL DEVELOPED CAPITAL STRATEGY PORTFOLIO	5.399	0	5.399
**D DRY MILKON - INTERNATIONAL EQUITY RIF	4.685	0	4.685
	4.460	0	4.460

## LISTA ESITO DELLE VOTAZIONI

Oggetto: 8. Delega al Consiglio di Amministrazione, ai sensi dell'art. 2443 Cod. civ., della facoltà di deliberare, anche in più volte e per un periodo massimo di cinque anni dalla data della deliberazione assembleare, un aumento gratuito del capitale sociale

## FAVOREVOLI

Cognome	DElega	Proprio	Tot. Voti
**D XTREASURY VEST KOKUSAI EQUITY ETF	4.375	0	4.375
**D IQ CREDITWAVE ESG INTERNATIONAL EQUITY ETF	10.150	0	10.150
**D CILIL ACTIVE INVESTMENT SAVING FUND	32.632	0	32.632
**D XINANGERS ASSET ALL WORLD EX US REDUCED EQUITY EIE	3.858	0	3.858
**D UNIVERSITY OF WISCONSIN FOUNDATION	53.267	0	53.267
**D STATE OF WISCONSIN INVESTMENT BOARD	246.917	0	246.917
**D AEB GROUP IRISH PENSION SCHEM	16.272	0	16.272
**D STANDARD LIFE INVESTMENTS GLOBAL SICAV LI	210.199	0	210.199
**D BANK OF KOREA	13.613	0	13.613
**D BANK OF KOREA	27.803	0	27.803
**D THE AGGREGATE OF UNITED INVESTMENT TRUST	30	0	30
**D PUBLIC EMPLOYEES RETIREMENT SYSTEM OF MISSISSIPPI	87.610	0	87.610
**D WALLIE GIFFORD EUROPEAN FUND	3.126.210	0	3.126.210
**D THE JORDAN CHARITABLE FOUNDATION	19.694	0	19.694
**D SALLIE KRAWCHECK FUND A SUB FUND OF THE PUBLIC GIVE FUNDS FUND	1.916.316	0	1.916.316
**D INVESCO FUSE INTERNATIONAL FUND	474	0	474
**D STERIS DIVERSIFIED GROWTH	19.588	0	19.588
**D STERIS 800 EQUITIES	34.833	0	34.833
**D INVESCO CANADIAN PREMIER BALANCED FUND	235.305	0	235.305
**D INVESCO CANADIAN PREMIER BALANCED CLASS	19.290	0	19.290
**D INVESCO CORE CANADIAN BALANCED CLASS	21.765	0	21.765
**D INVESCO EUROPEAN GROWTH CLASS	77.009	0	77.009
**D INVESCO STRATEGIC VEST FUND	283.564	0	283.564
**D INVESCO INTERNATIONAL GROWTH FUND	4.093.383	0	4.093.383
**D WASHINGTON INTERNATIONAL FUND	112.360	0	112.360
**D INVESCO MARKETS III PLC	183	0	183
**D INVESCO 5 AND 5 INTERNATIONAL DEVELOPED QUALITY ETF	2.179	0	2.179
**D INVESCO FIRST RAPT DEVELOPED MARKETS EX US ETF	15.861	0	15.861
**D GREAT WEST INTERNATIONAL GROWTH FUND	310.000	0	310.000
**D AVG HEDGEFUND GLOBAL SHARE CAP FUND	1.700	0	1.700
**D YAK GIG EUROPEAN EQUITY ALTERNATIVE	1.387	0	1.387
**D GREAT WEST INTERNATIONAL INDEX FUND	53.591	0	53.591
**D BLACKROCK LIFE LIMITED	24.011	0	24.011
**D CORRELL UNIVERSITY	2.376	0	2.376
**D PENSION RESERVES INVESTMENT TRUST FUND	294.875	0	294.875
**D VANGUARD RETIREMENT SYSTEM	2.601	0	2.601
**D PRINCIPAL FUNDS INC -INTERNATIONAL EQUITY INDEX	4.152	0	4.152
**D THE SEVENTH SWEDISH NATIONAL PENSION FUND RP 7 EQUITY FUND	730.085	0	730.085
**D ENSTEN PHAK ADVISORS INC	487.135	0	487.135
**D INTERNATIONAL BANK FOR RECONSTRUCTION AND DEVELOPMENT	6.037	0	6.037
**D BLACKROCK GLOBAL FUNDS	14.279.816	0	14.279.816
**D PRINCIPAL FUNDS INC GLOBAL MULTI STRATEGY FUND	4.175	0	4.175
**D GOLDMAN SACHS EIP FIRST GOLDMAN SACHS MANAGED INTERNATIONAL	13.917	0	13.917
**D VOYA GLOBAL ADVANCE AND PREMIUM OPPORTUNITY FUND	29.516	0	29.516
**D VOYA GLOBAL EQUITY DIVIDEND AND PREMIUM OPPORTUNITY FUND	88.993	0	88.993
**D VOYA INTERNATIONAL HIGH DIVIDEND LOW VOLATILITY PORTFOLIO	130.749	0	130.749
**D AFB PENSION FUND	2.018	0	2.018
**D SLEMONS ASSOCIATES RETURN	10.497	0	10.497
**D METROPOLITAN WATER SUPPLY DISTRICT RETIREMENT FUND	14.169	0	14.169
**D STANSTON SPORWELPENSIOENEGROS	17.277	0	17.277
**D INVESCO 5 AND 5 EUROPE 350 EQUAL WEIGHT INDEX ETF	431	0	431



Pagina 17

DE\* delega alla persona fisica sopra indicata con il numero della scheda magnetica  
 \*\*D\* delega alla persona fisica sopra indicata con il numero della scheda magnetica (variazioni effettuate alla postazione assistita)  
 R/I\* rappresentanza legale della persona fisica sopra indicata con il numero della scheda magnetica

Azionisti: 1.824 Totale: 1.824  
 Azionisti in proprio: 0 Azionisti in delega: 1.824

## LISTA ESITO DELLE VOTAZIONI

Oggetto: 8. Delega al Consiglio di Amministrazione, ai sensi dell'art. 2443 Cod. civ., della facoltà di deliberare, anche in più volte e per un periodo massimo di cinque anni dalla data della deliberazione assembleare, un aumento gratuito del capitale sociale

## FAVOREVOLI

Cognome	Tot. Voti	Proporzio	Delega
**J ALLIANCE INSURANCE COMPANY	12.695	0	12.695
**J IQ 50 PERCENT LEDGED FIVE INTERNATIONAL ETF	10.581	0	10.581
**J GOLDMAN SACHS ETF TRUST GOLDMAN SACHS ACTIVE BETA INTERST	186.748	0	186.748
**J GOLDMAN SACHS ETF TRUST GOLDMAN SACHS ACTIVE BETA EUROPE F	1.616	0	1.616
**J AXA M&S FINANCIAL DESIGNATED ACTIVITY CO	750.880	0	750.880
**J ATTRAKERS M&S FUNDATION HEDGED EQUITY ETF	1.326	0	1.326
**J FUNDARS AND DIRECTORS NATIONAL PENSION FUND	122.497	0	122.497
**J VOYA GLOBAL EQUITY FUND	49.367	0	49.367
**J EMPLOYERS RETIREMENT SYSTEM OF THE CITY OF BALTIMORE	789	0	789
**J VOYA GLOBAL HIGH DIVIDEND LOW VOLATILITY PORTFOLIO	103.234	0	103.234
**J VOYA INTERNATIONAL EMER PORTFOLIO	86.480	0	86.480
**J THE AMERICAN UNIVERSITY IN CAIRO	2.769	0	2.769
**J FIRE AND POLICE EMPLOYERS' RETIREMENT SYSTEM OF THE CITY OF BALTIMORE	69.867	0	69.867
**J MEXTECA ENERGY MUNE AMBOLD LLC FOR QUALIFIED RECOMMISSION	533	0	533
**J ARIZONA EERS TRUST	65.028	0	65.028
**J CMS TRUSTS - GRPH ON BEHALF OF CMS FUND 5PT	89.368	0	89.368
**J SENeca ENERGY PENSION MASTER TRUST	10.455	0	10.455
**J TEACHERS RETIREMENT SYSTEM OF LOUISIANA	1	0	1
**J INVESTERSINVESTMENT SERVICES INVEST LIANTIER GLOBAL	3.087	0	3.087
**J CAPITALFORUM INVEST SERVICES INVEST KCM AMERICA GLOBAL INVESTMENT ADMINISTRATION AS	9.360	0	9.360
**J BLACKROCK LIFE LTD	475.684	0	475.684
**J STRINGS EUROPE HEDGED EQUITY ETF	29.429	0	29.429
**J STRINGS EUROPE HEDGED EQUITY	3.899	0	3.899
**J INVECO SURSULA FIVE DEVELOPED IN NORTH AMERICA ETF	3.365	0	3.365
**J MC FORDS KIC	37.291	0	37.291
**J MT FORDS KIC	34.940	0	34.940
**J STANDARD BANK OF SOUTH AFRICA LTD	57.333	0	57.333
**J STRATERS M&S FIVE HEDGED EQUITY ETF	164.543	0	164.543
**J STRATERS M&S DEVELOPED EX US MULTIFACTOR ETF	1.443	0	1.443
**J LIBERTY CONCORD STREET TRUST FIDELITY INTERNATIONAL INDEX FUND	1.469.566	0	1.469.566
**J CALIFORNIA TRANSFORMERS FIVE PENSION TRUST	339.754	0	339.754
**J THE BOARD OF PARISH OF THE PRESBYTERIAN CHURCH USA	269.438	0	269.438
**J ELLSOUTH CORP ALA VERA TRUST	7.169	0	7.169
**J EUROPEAN CENTRAL BANK	51.045	0	51.045
**J EYON VANCE MANAGEMENT	892	0	892
**J ANY M&S INTERNATIONAL STOCK INDEX FUND	17.878	0	17.878
**J FIA AND POLICE PENSION ASSOCIATION OF COLORADO	43.086	0	43.086
**J WYVILLE PERSONAL INJURY SETTLEMENT TRUST	2.023	0	2.023
**J SHEL PENSION TRUST	11.825	0	11.825
**J LAWRENCE LAWRENCE NATIONAL SECURITY LLC AND LOS ANGELES AN DEFINED BENEFIT PLAN GROUP TRUST	179.242	0	179.242
**J STANDARD LIFE INVESTMENTS GLOBAL	2.391.221	0	2.391.221
**J TOWA PUBLIC EMPLOYEES RETIREMENT SYSTEM	154.966	0	154.966
**J M AND 1 SAVINGS GROUP INVESTMENT TRUST	40.967	0	40.967
**J TREASURER OF THE STATE OF NORTH CAROLINA FIDELITY INVESTMENT	131.428	0	131.428
**J TOWA GLOBAL EQUITY FUND LLC	4.636	0	4.636
**J DISCORS OF VANCE PENSION PLAN AND TRUST	590	0	590
**J OROK RETIREMENT PLAN TRUST	20.289	0	20.289
**J PUBLIC EMPLOYEES RETIREMENT SYSTEM OF IDAHO	28.211	0	28.211
**J PUBLIC SCHOOL TEACHERS PENSION AND RETIREMENT FUND OF CHICAGO	150.568	0	150.568
**J NATIONAL TREASURY MANAGEMENT AGCY	1.427	0	1.427
**J MSP MINNESOTA PUBLIC 1 RETAIL QUALIFIED TRUST	2.702	0	2.702

## Pagina 18

DE\* delega alla persona fisica sopra indicata con il numero della scheda magnetica

\*\*J delega alla persona fisica sopra indicata con il numero della scheda magnetica (votazione effettuata alla postazione resistita)

RI\* apprensione legale alla persona fisica sopra indicata con il numero della scheda magnetica

Azionisti: 1.824 Voti: 0

Azionisti in proprio: 0 Azionisti in delega: 1.824

## LISTA ESITO DELLE VOTAZIONI

Oggetto: 8. Delega al Consiglio di Amministrazione, ai sensi dell'art. 2443 Cod. civ., della facoltà di deliberare, anche in più volte e per un periodo massimo di cinque anni dalla data della deliberazione assembleare, un aumento gratuito del capitale sociale

## FAVOREVOLI

Codice	Codice	Tot. Vol.	Proprio	Delega
**D MSP KINGSBURY REAL ESTATE		3.457	0	3.457
**D DEAR FORDS ZEV		6.900	0	6.900
**D FINLIFT SAT INTERNATIONAL INDEX FUND		201.378	0	201.378
**D AURLOS GLOBAL EQUITY FUND		1.692	0	1.692
**D ETL INTERNATIONAL INDEX FUND		59.160	0	59.160
**D AZL USA INTERNATIONAL CORE EQUITY FUND		4.911	0	4.911
**D BLACKROCK FUND MANAGERS LTD		8.814.359	0	8.814.359
**D EE RIVER AND MERCANTILE GLOBAL RECOVERY FUND		60.513	0	60.513
**D JOHN DEERE PENSION TRUST		167.880	0	167.880
**D JOHN DEERE PENSION TRUST		103.023	0	103.023
**D MUNICIPAL POLICE EMPLOYEES RETIREMENT SYSTEM		40.909	0	40.909
**D FIRST TRUST GLOBAL FUNDS PLC FIRST TRUST GLOBAL EQUITY TN		1.302	0	1.302
**D MUC INCOME INSURANCE CO GENERALIVE LIMITED		4.947	0	4.947
**D COUNTY AND MUNICIPAL GOVERNMENT CAPITAL IMPROVEMENT TRUST FUND		87.600	0	82.600
**D ALABAMA TRUST FUND		189.290	0	189.290
**D COX ENTERPRISES INC KASLER TRUST		155.068	0	159.068
**D NATIONAL FLAVOR INDUSTRY PENSION PLAN		63.406	0	162.406
**D KAPLAN ASV LLC P-C		117.085	0	117.085
**D ALASKA PERMANENT FUND CORPORATION		6.427	0	6.427
**D KOORLIN BANK ACTING AS TRUSTEE OF SAMSUNG EUROPEAN SEC SECURITIES MASTER INVESTMENT TRUST EQUITY		48.660	0	48.660
**D INET TRKA FOND		33.080	0	33.080
**D ENKA BELARUS		44.992	0	44.992
**D CONCORDELL OF PENNSYLVANIA PUBLIC SCHOOL EMPLOYEES RETIR		34.200	0	34.200
**D CONCORDELL OF PENNSYLVANIA PUBLIC SCHOOL EMPLOYEES RETIREMENT SYSTEM		67.117	0	67.117
**D CONCORDELL OF PENNSYLVANIA PUBLIC SCHOOL EMPLOYEES RETIREMENT SYSTEM		535.797	0	535.797
**D PUBLIC EMPLOYEES RETIREMENT SYSTEM OF NEVADA		340.467	0	340.467
**D RETIREMENT BENEFITS INVESTMENT FUND		5.203	0	5.203
**D TEXAS EDUCATION AGENCY		126.937	0	126.937
**D FOOT RETIREMENT CO LTD		15.138	0	15.138
**D POLI REINSURANCE CO LTD		2.498	0	2.498
**D MINISTRY OF DEFENSE PENSION FUND OF THE SULTANATE OF OMAN		28.874	0	28.874
**D PENN SERIES DEVELOPED INTERNATIONAL INDEX FUND		3.910	0	3.910
**D ALVER AND MERCANTILE GLOBAL HIGH ALPHA FUND		58.800	0	58.800
**D AMC INVESTMENTS INTERNATIONAL SMITH CAP FUND		653.513	0	653.513
**D BLACKROCK GREATER EUROPE INVESTMENT TRUST PLC		823.358	0	823.358
**D FLORIDA RETIREMENT SYSTEM TRUST FUND		30.100	0	30.100
**D MERRILL LAMBERT & CO LLC		137	0	137
**D TEXAS EDUCATION AGENCY		23.211	0	23.211
**D OPERATING ENGINEERS LOCAL 101 PENSION FUND		100.000	0	100.000
**D BELL ATLANTIC MASTER TRUST		7.048	0	7.048
**D VERIZON MASTER SAVINGS TRUST		105.000	0	105.000
**D VOWA MGT MGMT MANAGER INTERNATIONAL FACTORS FUND		69.014	0	69.014
**D LEE HANAR GOVERNMENT SCHOLARSHIP FUND		309	0	309
**D STICHOE ABABAKA PENSION FUND		99.965	0	99.965
**D PRTTC SERVICE ENTERPRISE GROUP INCORPORATED MASTER DEFINED TRUST		259.280	0	259.280
**D DCS ENERGY QUALIFIED NUCLEAR DECOMMISSIONING		25.722	0	25.722
**D OPTIMV FUND TRUST OPTIMV INTERNATIONAL FUND		323.916	0	323.916
**D QUALITY EDUCATION FUND		1.053	0	1.053
**D INVESSCO INTERNATIONAL DEVELOPED DYNAMIC MULTI-FACETED RTF		8.340	0	8.340
**D PUBLIC EMPLOYEES RETIREMENT SYSTEM OF OHIO		1.587.483	0	1.587.483



Pagina 19

DE\* delega alla persona fisica sopra indicata con il numero della scheda anagrafica  
 \*\*D delega alla persona fisica sopra indicata con il numero della scheda anagrafica  
 \*\*D rappresenta legale alla persona fisica sopra indicata con il numero della scheda anagrafica

Azionisti: 1.824 Testi: 1.824  
 Azionisti in proprio: 0 Azionisti in delega: 1.824

## LISTA ESITO DELLE VOLOZIOE

Oggetto: 8. Delega al Consiglio di Amministrazione, ai sensi dell'art. 2443 Cod. civ., della facoltà di deliberare, anche in più volte e per un periodo massimo di cinque anni dalla data della deliberazione assembleare, un aumento gratuito del capitale sociale

## FAVOREVOLI

Cognome	Propr.	Delega
**D ADVANCE PLANNING LIMITED	2.541	2.541
**D DIGNITY FEE ARRANGEMENT LIMITED	3.656	3.656
**D GRI INVESTMENT TRUST	44.180	44.180
**D HANNA PUBLIC RETIREMENT SWEDEN	630.836	630.836
**D KENTUCKY RETIREMENT SYSTEMS	585.000	585.000
**D KENTUCKY RETIREMENT SYSTEMS INSURANCE TRUST FUND	250.000	250.000
**D PUBLIC EMPLOYEES RETIREMENT ASSOCIATION OF NEW MEXICO	6.657	6.657
**D THE BANK OF NEW YORK MTON CORPORATION RETIREMENT PLANS MASTER TRUST	82.720	82.720
**D BOARD OF PENSIONS OF THE EVANGELICAL LUTHERAN CHURCH IN AVE	127.184	127.184
**D BOARD OF PENSIONS OF THE EVANGELICAL LUTHERAN CHURCH IN AVE	125.647	125.647
**D BOARD OF PENSIONS OF THE EVANGELICAL LUTHERAN CHURCH IN AVE	20.363	20.363
**D HSC GLOBAL EQUITY FUND	10.169	10.169
**D HSC INFORMATIONAL EQUITY INDEX FUND	1	1
**D JENSEN VALLER AUTHORITY RETIREMENT SYSTEM	124.056	124.056
**D UPS GROUP TRUST	5.805	5.805
**D SCOTCHING BEHJUSSTAKSPENSIONFONDS VOOR DE EOTWAPPEINDISTR	1.634	1.634
**D ALTE BETRIEBS TRUST INVESTMENT GEBELLSCHAFT PAH	3.709	3.709
**D RGM OMA INTERNATIONAL DEVELOPED MARKETS INDEX FUND	2.456	2.456
**D ENERGY INSURANCE MUTUAL LIMITED	4.702	4.702
**D MEDICOM WORKS FORTNLY AND SALARIED UNION	2.865	2.865
**D BATHUR INTERNATIONAL DISCOVERY SERIES	518.966	518.966
**D METROPOLITAN LIFE INSURANCE COMPANY	117.297	117.297
**D LEASER IN GLOBAL TRUST FRANKIN INTERNATIONAL GROWTH FUND	4.550.000	4.550.000
**D FRANKLIN TEMPLETON VARIABLE INSURANCE PRODUCTS TRUST VIP FUND	92.326	92.326
**D FRANKLIN INTERNATIONAL CORE EQUITY FUND	145.135	145.135
**D AMUNDI SGR SPA AMUNDI RISPARGIO ITALIA	333.366	333.366
**D AMUNDI SGR SPA AMUNDI SVILUPPO ITALIA	1.033.000	1.033.000
**D AMUNDI SGR SPA AMUNDI ELITE MULTI ASSET FUND	198.636	198.636
**D AMUNDI SGR SPA AMUNDI ELITE MULTI ASSET FUND	37.270	37.270
**D AMUNDI SGR SPA OBTIGAZIONARIO P.D. A DTS TRIFAZIONE	33.283	33.283
**D SET GLOBAL MASTER FUND MAC THE	302.198	302.198
**D GRADUATE PEAK INTERNATIONAL ST	6.830	6.830
**D GRADUATE PEAK GLOBAL STALMENTS	1.071.456	1.071.456
**D RE SIGMA LTD CYMATIC ALL RAR	127.485	127.485
**D KONGAL EQUITY INDEX FUND	1.552	1.552
**D FOREIGN STANLEY PATWAY FUNDS	20.515	20.515
**D VETIZIA UNIVERSAL TRUST KILMER	12.906	12.906
**D ULLAGE BULLDER INTERNATIONAL E	20.400	20.400
**D CUSTODY BANK OF JAPAN LTD	30.842	30.842
**D FINANCIAL INVESTORS TRUST	3.047	3.047
**D BLACKROCK EUROFUND	790	790
**D METIERER INTERNATIONAL INVESTME	139.337	139.337
**D MORGAN STANLEY RAILWAY FUND	528.000	528.000
**D CIPAV ALTO	123.763	123.763
**D AXA LX FLEX 180	79.041	79.041
**D PASIFIC 123	139.626	139.626
**D PASIFIC 123	116.656	116.656
**D TRICFC CASSETORE DIVIDEND STR	27.398	27.398
**D SOGECAP AP CLINICI FAS	28.582	28.582
**D SC BLACKROCK ACTIONS EURO	8.283	8.283
	57.973	57.973

Pagina 20

104° delega alla persona fisica sopra indicata con il numero della scheda magnetica

105° delega alla persona fisica sopra indicata con il numero della scheda magnetica (volontario e fattura alla postazione assistita)

Rit. \* rappresenta la legge alla persona fisica sopra indicata con il numero della scheda magnetica

Azionisti: 1.824 Tesse: 1.824  
 Azionisti in proprio: 0 Azionisti in delega: 1.824

LISTA ESITO DELLE VOTAZIONI

Oggetto: 8. Delega al Consiglio di Amministrazione, ai sensi dell'art. 2443 Cod. civ., della facoltà di deliberare, anche in più volte e per un periodo massimo di cinque anni dalla data della deliberazione assembleare, un aumento gratuito del capitale sociale

FAVOREVOLI

Cognome	Tot. Voti	Proprio	Delega
**D ASI PROGETTO A77 SOSTENIB ILI	1.269	0	1.269
**D ASI PROGETTO AL 9087 V	534	0	534
**D ASI PROGETTO CEDOLA C1 2024	2.150	0	2.150
**D ASI PROGETTO CEDOLA C9 2023	1.678	0	1.678
**D ASI PROGETTO CEDOLA 10 2023	1.484	0	1.484
**D ASI - PROGETTO CEDOLA 12 2023	1.113	0	1.113
**D ASI PROGETTO AZIONE 8087 V	446	0	446
**D ASI PROGETTO AZIONE 8087 V	464	0	464
**D ASI PROGETTO AZIONE 8087 V	626	0	626
**D ASI PROGETTO AZIONE	1.994	0	1.994
**D PSES PROGETTO CEDOLA C1 2023	2.133	0	2.133
**D PSES PROGETTO CEDOLA C2 2023	2.960	0	2.960
**D ASI PROGETTO CEDOLA C3 2023	1.716	0	1.716
**D ASI PROGETTO CEDOLA C5 2022	1.753	0	1.753
**D ASI PROGETTO CEDOLA C6 2022	1.618	0	1.618
**D ASI PROGETTO CEDOLA C7 2022	1.906	0	1.906
**D ASI - PROGETTO CEDOLA 12 2022	2.908	0	2.908
**D ASI PROGETTO CEDOLA 12 2022	1.156	0	1.156
**D PSES PROGETTO AZIONE 8087 V	835	0	835
**D AMUNDI TOTAL RETURN	3.560	0	3.560
**D ASI PROGETTO CEDOLA C4 2023	1.634	0	1.634
**D ASI PROGETTO CEDOLA C5 2023	1.650	0	1.650
**D ASI PROGETTO CEDOLA C7 2023	1.065	0	1.065
**D LIF LYXOR MSCI EWL ESG	13.722	0	13.722
**D LIF LIXOR MSCI EWL ESG	304.419	0	304.419
**D LIXOR MSCI EWL ESG	41.281	0	41.281
**D LIXOR MSCI EWL ESG	11.607	0	11.607
**D LIXOR MSCI EWL ESG	16.653	0	16.653
**D LIXOR MSCI EWL ESG	20.052	0	20.052
**D LIXOR MSCI EWL ESG	1.907.342	0	1.907.342
**D LIXOR MSCI EWL ESG	18.440	0	18.440
**D LIXOR MSCI EWL ESG	8.643	0	8.643
**D LIXOR MSCI EWL ESG	14.637	0	14.637
**D LIXOR MSCI EWL ESG	2.361	0	2.361
**D LIXOR MSCI EWL ESG	7.081	0	7.081
**D LIXOR MSCI EWL ESG	2.811	0	2.811
**D LIXOR MSCI EWL ESG	231.307	0	231.307
**D LIXOR MSCI EWL ESG	412	0	412
**D LIXOR MSCI EWL ESG	743.969	0	743.969
**D LIXOR MSCI EWL ESG	53.315	0	53.315
**D LIXOR MSCI EWL ESG	1.339	0	1.339
**D LIXOR MSCI EWL ESG	3.297	0	3.297
**D LIXOR MSCI EWL ESG	1.210	0	1.210
**D LIXOR MSCI EWL ESG	16.593	0	16.593
**D LIXOR MSCI EWL ESG	257.381	0	257.381
**D LIXOR MSCI EWL ESG	142.868	0	142.868
**D LIXOR MSCI EWL ESG	498.312	0	498.312
**D LIXOR MSCI EWL ESG	1.280	0	1.280
**D LIXOR MSCI EWL ESG	155.894	0	155.894
**D LIXOR MSCI EWL ESG	1.880	0	1.880
**D LIXOR MSCI EWL ESG	6.797	0	6.797



Pagina 21

DE\* delega alla persona fisica sopra indicata con il numero della scheda magnetica  
\*\*D\* delega alla persona fisica sopra indicata con il numero della scheda magnetica (votazione effettuata alla postazione assistita)  
RL\* rappresentanza legale della persona fisica sopra indicata con il numero della scheda magnetica

Azionisti: 1.824 Tante: 1.824  
Azionisti in proprio: 0 Azionisti in delega: 1.824

## LISTA ESITO DELLE VOTAZIONI

Oggetto: 8. Delega al Consiglio di Amministrazione, ai sensi dell'art. 2443 Cod. civ., della facoltà di deliberare, anche in più volte e per un periodo massimo di cinque anni dalla data della deliberazione assembleare, un aumento gratuito del capitale sociale

## FAVOREVOLI

Cognome	Tot.	Voti	Proprio	Delega
**D JDS (LUX) STRATEGY SICAV-SYSTEMATIC - ALLOCATION PE DEFENSIVE (023)	1.652	0	0	1.652
**D MORGES BANK (LUX) FUNDS 30	1.380	0	0	1.380
**D JBS (LUX) INTERNATIONAL SICAV EQUITIES GLOBAL (EX USA) PASSIVE	5.730	0	0	5.730
**D STRATEGY SICAV	4.435	0	0	4.435
**D JBS (LUX) STRATEGY SICAV S&P DYNAMIC (USD)	2.412	0	0	2.412
**D JBS (LUX) KEY SELECTION SICAV - SYSTEMATIC ALLOCATION PPT EQUITY (USD)	5.221	0	0	5.221
**D JBS (LUX) SICAV 1	403	0	0	403
**D LUXEMBOURG SELECTION FUND - CORE MIDDLE ELEVENTO	15.288	0	0	15.288
**D LUXEMBOURG SELECTION FUND -CORE MIDDLE	21.960	0	0	21.960
**D ASSET MANAGEMENT EXCHANGES JOINTS COE	16.836	0	0	16.836
**D STRUCTURING PENSIONFONDS INC	32.771	0	0	32.771
**D BANK OF ROTTERDAM	23.138	0	0	23.138
**D THE PUBLIC INSTITUTION FOR SOCIAL SECURITY	39.330	0	0	39.330
**D GENERAL ORGANISATION FOR SOCIAL INSURANCE	100.836	0	0	100.836
**D INTERNATIONAL VENTURE FUND RETIRED STAFF BENEFITS INVESTMENT ACCOUNT	281.731	0	0	281.731
**D WHEELS COMMON INVESTMENT FUND	148.947	0	0	148.947
**D WHEELS COMMON INVESTMENT FUND	52.671	0	0	52.671
**D WHEELS COMMON INVESTMENT FUND	4.873	0	0	4.873
**D RAIFERLE OFFERED EUROPEAN GROWTH TRUST PLC	113.826	0	0	113.826
**D EL KOTIC MANAGER MANAGED TRUST	483.476	0	0	483.476
**D EL KOTIC MANAGER SPECIAL SITUATIONS TRUST	231.499	0	0	231.499
**D EL KOTIC MANAGER EUROPEAN	338.145	0	0	338.145
**D PREMIER MTON EUROPEAN SUSTAINABLE LEADERS FUND	49.823	0	0	49.823
**D PREMIER MTON EUROPEAN OPPORTUNITIES FUND	232.423	0	0	232.423
**D LEGAL & GENERAL FUTURE WORLD ESG DEVELOPED INDEX FUND	6.833.736	0	0	6.833.736
**D LEGAL & GENERAL FUTURE WORLD ESG DEVELOPED INDEX FUND	19.537	0	0	19.537
**D LEGAL & GENERAL FUTURE WORLD ESG DEVELOPED INDEX FUND	1.882	0	0	1.882
**D LEGAL & GENERAL FUTURE WORLD ESG DEVELOPED INDEX FUND	333.521	0	0	333.521
**D LEGAL & GENERAL FUTURE WORLD ESG DEVELOPED INDEX FUND	10.123.457	0	0	10.123.457
**D JUPITER EUROPEAN FUND	559.596	0	0	559.596
**D JUPITER EUROPEAN SPECIAL SITUATIONS FUND	34.679	0	0	34.679
**D JUPITER EUROPEAN SPECIAL SITUATIONS FUND	67.241	0	0	67.241
**D JUPITER EUROPEAN SPECIAL SITUATIONS FUND	3.305	0	0	3.305
**D JUPITER EUROPEAN SPECIAL SITUATIONS FUND	44.370	0	0	44.370
**D JUPITER EUROPEAN SPECIAL SITUATIONS FUND	55.801	0	0	55.801
**D JUPITER EUROPEAN SPECIAL SITUATIONS FUND	28.342	0	0	28.342
**D THE BOARD OF THE PENSION PROTECTION FUND REASSURANCE	29.561	0	0	29.561
**D UNITED KINGDOM WORKERS OF AMERICA 1974 PENSION TRUST	24.712	0	0	24.712
**D MICHELIN NORTH AMERICA INC. MASTER RETIREMENT TRUST	19.548	0	0	19.548
**D MICHELIN NORTH AMERICA INC. MASTER RETIREMENT TRUST	17.581	0	0	17.581
**D MICHELIN NORTH AMERICA INC. MASTER RETIREMENT TRUST	10.423	0	0	10.423
**D MICHELIN NORTH AMERICA INC. MASTER RETIREMENT TRUST	30.186	0	0	30.186
**D MICHELIN NORTH AMERICA INC. MASTER RETIREMENT TRUST	81.069	0	0	81.069
**D MICHELIN NORTH AMERICA INC. MASTER RETIREMENT TRUST	56.018	0	0	56.018
**D MICHELIN NORTH AMERICA INC. MASTER RETIREMENT TRUST	1.654	0	0	1.654
**D MICHELIN NORTH AMERICA INC. MASTER RETIREMENT TRUST	35.829	0	0	35.829
**D MICHELIN NORTH AMERICA INC. MASTER RETIREMENT TRUST	49.257	0	0	49.257
**D MICHELIN NORTH AMERICA INC. MASTER RETIREMENT TRUST	54.058	0	0	54.058
**D MICHELIN NORTH AMERICA INC. MASTER RETIREMENT TRUST	5.361	0	0	5.361
**D MICHELIN NORTH AMERICA INC. MASTER RETIREMENT TRUST	1.615	0	0	1.615
**D MICHELIN NORTH AMERICA INC. MASTER RETIREMENT TRUST	17.582	0	0	17.582

## Pagina 22

DT\* delega alla persona fisica sopra indicata con il numero della scheda magnetica

\*\*D delega alla persona fisica sopra indicata con il numero della scheda magnetica (votazione effettuata alla posizione assinita)

RL\* rappresentanza legale della persona fisica sopra indicata con il numero della scheda magnetica

1

1.824

Azionisti:

Teste:

1.824

Azionisti in delega:

1.824

Azionisti in delega:

## LISTA ESITO DELLE VOTAZIONI

Oggetto: 8. Delega al Consiglio di Amministrazione, ai sensi dell'art. 2443 Cod. civ., della facoltà di deliberare, anche in più volte e per un periodo massimo di cinque anni dalla data della deliberazione assembleare, un aumento gratuito del capitale sociale

## FAVOREVOLI

	Contro	Pro	Proprio	Delega
**D STICHELING PENSIONFONDS SAGITTARIUS	16.757	0	0	16.757
**D STICHELING PENSIONFONDS VAN DE MEULENBEEK (EWE)	202.238	0	0	202.238
**D STICHELING PENSIONFONDS APL	13.161	0	0	13.161
**D STICHELING PENSIONFONDS APL	903.093	0	0	903.093
**D STICHELING PENSIONFONDS APL	728.648	0	0	728.648
**D STICHELING PENSIONFONDS APL	77.438	0	0	77.438
**D STICHELING PENSIONFONDS APL	150.023	0	0	150.023
**D STICHELING PENSIONFONDS APL	415.385	0	0	415.385
**D STICHELING PENSIONFONDS APL	36.394	0	0	36.394
**D STICHELING PENSIONFONDS APL	1.374	0	0	1.374
**D STICHELING PENSIONFONDS APL	3.365	0	0	3.365
**D STICHELING PENSIONFONDS APL	5.950	0	0	5.950
**D STICHELING PENSIONFONDS APL	22.758	0	0	22.758
**D STICHELING PENSIONFONDS APL	1.200	0	0	1.200
**D STICHELING PENSIONFONDS APL	1.693	0	0	1.693
**D STICHELING PENSIONFONDS APL	320.000	0	0	320.000
**D STICHELING PENSIONFONDS APL	5.544	0	0	5.544
**D STICHELING PENSIONFONDS APL	3.15	0	0	3.15
**D STICHELING PENSIONFONDS APL	219	0	0	219
**D STICHELING PENSIONFONDS APL	6.478	0	0	6.478
**D STICHELING PENSIONFONDS APL	2.187	0	0	2.187
**D STICHELING PENSIONFONDS APL	6.124	0	0	6.124
**D STICHELING PENSIONFONDS APL	56.416	0	0	56.416
**D STICHELING PENSIONFONDS APL	2.500	0	0	2.500
**D STICHELING PENSIONFONDS APL	31.226	0	0	31.226
**D STICHELING PENSIONFONDS APL	14.313	0	0	14.313
**D STICHELING PENSIONFONDS APL	1.039	0	0	1.039
**D STICHELING PENSIONFONDS APL	19.179	0	0	19.179
**D STICHELING PENSIONFONDS APL	96.244	0	0	96.244
**D STICHELING PENSIONFONDS APL	3.234	0	0	3.234
**D STICHELING PENSIONFONDS APL	2.153	0	0	2.153
**D STICHELING PENSIONFONDS APL	61.286	0	0	61.286
**D STICHELING PENSIONFONDS APL	13.586	0	0	13.586
**D STICHELING PENSIONFONDS APL	1.082	0	0	1.082
**D STICHELING PENSIONFONDS APL	90.075	0	0	90.075
**D STICHELING PENSIONFONDS APL	562	0	0	562
**D STICHELING PENSIONFONDS APL	3.600	0	0	3.600
**D STICHELING PENSIONFONDS APL	70.228	0	0	70.228
**D STICHELING PENSIONFONDS APL	18.618	0	0	18.618
**D STICHELING PENSIONFONDS APL	267.776	0	0	267.776
**D STICHELING PENSIONFONDS APL	2.309	0	0	2.309
**D STICHELING PENSIONFONDS APL	600.032	0	0	600.032
**D STICHELING PENSIONFONDS APL	732	0	0	732
**D STICHELING PENSIONFONDS APL	21.276	0	0	21.276
**D STICHELING PENSIONFONDS APL	1.064	0	0	1.064
**D STICHELING PENSIONFONDS APL	3.427	0	0	3.427
**D STICHELING PENSIONFONDS APL	658	0	0	658
**D STICHELING PENSIONFONDS APL	626	0	0	626
**D STICHELING PENSIONFONDS APL	581	0	0	581
**D STICHELING PENSIONFONDS APL	571	0	0	571
**D STICHELING PENSIONFONDS APL	48.975	0	0	48.975



Pagina 23

1 1.824  
1.824  
1.824

Azionisti:  
Azionisti in proprio: 1.824  
Azionisti in delega: 0

1.824  
1.824  
1.824

1.824  
1.824  
1.824

1.824  
1.824  
1.824

1.824  
1.824  
1.824

## LISTA ESITO DELLE VOTAZIONE

Oggetto: 8. Delega al Consiglio di Amministrazione, ai sensi dell'art. 2443 Cod. civ., della facoltà di deliberare, anche in più volte e per un periodo massimo di cinque anni dalla data della deliberazione assembleare, un aumento gratuito del capitale sociale

## FAVOREVOLI

Cognome	Tot. Voti	Proprio	Delega
**D CAROTTE AVENUE PARTNERS LLC.	71	0	71
**D CECIP GLOBAL SECURITIES LP	753	0	753
**D CITIION MARKETABLE SECURITIES COMMON TRUST FUND C O RESKITCK MANAGEMENT	1.881	0	1.881
**D DYNASTY INVEST LTD	1.334	0	1.334
**D DVI LP EQUITY DEBENTURE	1.893	0	1.893
**D INTERNATIONAL EXPATRIATE BENEFIT MASTER TRUST	2.860	0	2.860
**D HESLAW FAMILY INVESTMENT PARTNERSHIP C O DE CAPITAL	1.077	0	1.077
**D INTERNATIONAL EQUITY FUND LLC	7.819	0	7.819
**D LAKE AVENUE INVESTMENTS LLC	30.081	0	30.081
**D LVI INVESTMENTS LLC	44.898	0	44.898
**D LUNAR STARR FAMILY PARTNERS LLC LEMAN STARR FAMILY PARTNERS LLC	62	0	62
**D LEGAL & GENIA MSCI RATE FUND LLC	51.708	0	51.708
**D MELKE PARTNERSHIP C O NORHELAN TRUST COMPANY MANAGER	1.208	0	1.208
**D FONDO DE PENSÕES	6.241	0	6.241
**D FIRST INITIATIVES INSURANCE LTD	12.843	0	12.843
**D GIBBLER PARTNERS LLC.	329	0	329
**D AEC INTERNATIONAL FUND LLC	624	0	624
**D LEGAL & GENIA MSCI RATE FUND LLC	44.919	0	44.919
**D K INVESTMENTS SE LUXEMBO.	61.462	0	61.462
**D CONSCIENT HEALTH OPERATING INVESTMENT POOL LLC	68.436	0	68.436
**D ASCENSION ALPHA FUND LLC.	2.348	0	2.348
**D UNITED NATIONS JOINT STATE PENSION FUND	94.527	0	94.527
**D INTERNATIONAL MONETARY FUND STAFF RETIREMENT PLAN	215.611	0	215.611
**D NATIONAL CREDIT FOR SOCIAL SECURITY FUND INC	180.409	0	180.409
**D CUBERON UK PENSION PLAN	3.659	0	3.659
**D FIDELITY INVESTMENT TRUST FIDELITY EMERGING OPPORTUNITIES FUND	1.338	0	1.338
**D FIDELITY SECURITIES FUND FIDELITY FLEX LARGE CAP GROWTH FUND	1.432.471	0	1.432.471
**D FIDELITY INVESTMENT TRUST FIDELITY DIVERSIFIED INTERNATIONAL	969.775	0	969.775
**D V. CAPITAL LLC	2.556	0	2.556
**D COLLEGE MEN'S ANNUITY AND BENEFIT FUND OF CHICAGO	18.319	0	18.319
**D NEW ZEALAND SUPERANNUATION FUND.	118.362	0	118.362
**D COMMONWEALTH SUPERANNUATION CORPORATION AS TRUSTEE FOR ARTA	19.387	0	19.387
**D VICTOR DIVERSIFIED ALTERNATIVES FUND	33.539	0	33.539
**D VICTA INVESTMENTS ASIPALANGIA GLOBAL SMALL CAP EQUITY FUND	7.456	0	7.456
**D SUPERANNUATION FUNDS MANAGEMENT CORPORATION OF SOUTH AUSTRALIA	3.985	0	3.985
**D HT WORLD GREEN TRANSITION UNDER FUND	538	0	538
**D GOVERNMENT EMPLOYEES SUPERANNUATION BOARD.	17.363	0	17.363
**D LORD MAYOR'S CHARITABLE FOUNDATION	371	0	371
**D ARCTICORA GLOBAL SHARES FUND	52.679	0	52.679
**D AUSTRALIAN CAPITAL TERRITORY	16.192	0	16.192
**D QIC LIMITED.	11.220	0	11.220
**D JOHN I MAINTON FAMILY TRUST.	279.215	0	279.215
**D BWA TRUST NO 2 UAD CL 17 03.	4.319	0	4.319
**D BWA TESTAMENTARY TRUST NO. 10.	417	0	417
**D SIERA FRANKLIN WARD PLUS LOUICY TRUST	1.000.000	0	1.000.000
**D BWA TESTAMENTARY TRUST NO 2.	2.885	0	2.885
**D BWA TESTAMENTARY TRUST NO. 3.	2.723	0	2.723
**D BWA TRUST NO 3 JUL 01 17 03.	3.879	0	3.879
**D BWA TESTAMENTARY TRUST NO. 4.	4.659	0	4.659
**D THE TRUSTEES OF THE JAMES SMITH CHARITY	16.120	0	16.120
**D S. NORMAN WALTON 1999 CHILDREN'S TRUST	1.340	0	1.340

Pagina 24

DE\* delega alla persona fisica sopra indicata con il numero della scheda magnetica

\*\*D delega alle persone fisiche sopra indicate con il numero della scheda magnetica (votazione effettuata alla posizione associata)

R1\* rappresentanza legale della persona fisica sopra indicata con il numero della scheda magnetica

Azionisti: 1.824 Voti: 1.824  
 Azionisti in proprio: 0 Azionisti in delega: 1.824

# LISTA ESITO DELLE VOTAZIONI

Oggetto: 8. Delega al Consiglio di Amministrazione, ai sensi dell'art. 2443 Cod. civ., della facoltà di deliberare, anche in più volte e per un periodo massimo di cinque anni dalla data della deliberazione assembleare, un aumento gratuito del capitale sociale

## FAVOREVOLI

Cognome	Tot. Voti	Proprio	Delega
**D BELLEVILLE TRUST INSTITUTIONAL RETIREMENT TRUST SERIES FIFTEEN.	66.573	0	66.573
**D MORTIER TRUST GLOBAL INVESTMENTS COLLECTIVE FUNDS TRUST	1.068.798	0	1.068.798
**D JPM MORGAN COMPANY DEFINED BENEFIT MASTER TRUST..	10.574	0	10.574
**D MORTIER FUNDS INTERNATIONAL EQUITY INDEX FUND	17.882	0	17.882
**D SPARROW GROUP TRUST 202 EMPLOYEE BENEFIT PLANS.	390.326	0	390.326
**D HANLING LEASER FUNDS INC. GLOBAL EQUITY ASSETMAN PORTFOLIO	1.194	0	1.194
**D JCM 1987 ARTICLE II DEFC TRUST FROAR O O WALTON ENTERPRISES LLC	178	0	178
**D JCM TRUST NO. 5 LAD 9 19 02.	1.946	0	1.946
**D JCM TRUST NO. 1 LAD 9 19 02.	29.367	0	29.367
**D JCM TRUST NO. 2 LAD 9 19 02.	176	0	176
**D JCM 1987 ARTICLE II DEFC TRUST FROAR	200	0	200
**D JCM 1987 ARTICLE II DEFC TRUST FROAR JTD 1 : 2012	3.508	0	3.508
**D JCM TRUST NO. 3 LAD 9 19 02.	2.301	0	2.351
**D JCM TRUST NO. 4 LAD 9 19 02.	3.079	0	3.079
**D JCM TRUST NO. 5 LAD 9 19 02.	182.171	0	182.171
**D LOCKHEED MARTIN CORPORATION MASTER RETIREMENT TRUST..	59.373	0	59.373
**D ATOM HEALTH FOUNDATION	2.673	0	2.673
**D CYSTIC FIBROSIS FOUNDATION	15.597	0	15.597
**D ARVISA FOUNDATION	394	0	394
**D WINSTET TROGEE AND DEPOSITARY SERVICES LIMITED AS TRUSTEE O	1.604.055	0	1.604.055
**D DREW M ANDERSON 2016 TO 2018 FEB 8 199	3.140	0	3.140
**D AXELON FIVEFALCON QUALIFIED FUND	2.472	0	2.472
**D AGFERR T. DUPONT CHARITABLE TRUST	8.925	0	8.925
**D BAKER HUGHES INCORPORATED MASTER TRUST	142.734	0	142.734
**D COMOREPRT HEALTH RETIREMENT MASTER TRUST	26.166	0	26.166
**D CLEVERWATER INTERNATIONAL FUND	3.831	0	3.831
**D CITY OF MILWAUKEE EMPLOYEES RETIREMENT SYSTEM	62.599	0	62.599
**D LOS ANGELES CITY EMPLOYEES RETIREMENT SYSTEM	56.365	0	56.365
**D CITY OF LOS ANGELES FIRE AND POLICE PENSION PLAN	47.768	0	47.768
**D THINOS VONCEPRT RETIREMENT FUND	232.638	0	232.638
**D CALIFORNIA FUNDS INTERNATIONAL EQUITY INDEX FUND.	27.715	0	27.715
**D GENERAL PENSION AND SOCIAL SECURITY AUTHORITY	31.319	0	31.519
**D KONGOMARY COUNTY CONSOLIDATED RETIREES HEALTH BENEFITS TRUST	11.400	0	11.400
**D KONGOMARY COUNTY SERVICES INC	1.395	0	1.395
**D KONGOMARY COUNTY EMPLOYEES RETIREMENT SYSTEM	36.724	0	36.724
**D SYCHETIPS OG PENSIONORDNING FOR LAGER (SOP)	36.165	0	36.165
**D BUTTER HEALTH MASTER RETIREMENT TRUST	114.600	0	115.600
**D BUTTER HEALTH	86.600	0	86.600
**D LOCAL RETIREMENT SYSTEMS	75.763	0	75.763
**D WORKING RETIREMENT SYSTEM	13.390	0	13.390
**D FISHER INVESTMENTS GLOBAL SMALL CAP UNIT TRUST FUND	229.668	0	229.668
**D FORD MOTOR COMPANY OF CANADA LIMITED PENSION TRUST	1.181	0	1.181
**D MA FORDS' INDUSTRY PENSION PLAN 2100	68.600	0	68.600
**D PUBLIC SPECTOR PENSION INVESTMENT BOARD.	171.608	0	171.608
**D CRELLEGA PUBLIC LIMITED COMPANY.	1.338.740	0	1.338.740
**D BARTING INVESTMENT FUNDS PLC.	109.900	0	109.900
**D BARTING LEASER FUNDS PLC.	471	0	471
**D POLAR CAPITAL FUNDS PLC	16.035	0	16.035
**D STAKE SEBEL GLOBAL ADVISORS GEORG ROHL DE UNIT TRUST	2.592	0	2.592
**D BLACKROCK AUTHORIZED CONTRACTUAL SCHEME 1	411.454	0	411.454
**D LEGAL & GENERAL TCAY.	1.178	0	1.178



Pagina 25

1 DE\* delega alla persona fisica sopra indicata con il numero della scheda magnetica  
 1.824 DE\* delega alla persona fisica sopra indicata con il numero della scheda magnetica (votazione effettuata alla postazione assistita)  
 AT\* approvazione legale alla persona fisica sopra indicata con il numero della scheda magnetica

Azionisti: 1.824 Tester:  
 Azionisti in proprio: 0 Azionisti in delega:

## LISTA ESITO DELLE VOTAZIONI

Oggetto: 8. Delega al Consiglio di Amministrazione, ai sensi dell'art. 2443 Cod. civ., della facoltà di deliberare, anche in più volte e per un periodo massimo di cinque anni dalla data della deliberazione assembleare, un aumento gratuito del capitale sociale

**FAVORITOLI**

Cognome	Tot. Voti	Proprio
**0 ERILSK COLUMBIA INVESTMENT MANAGEMENT CORPORATION.	15.921	0
**0 BANCO NACIONAL DE PANAMA ACTING AS TRUSTEE OF THE FIDUCIARIO DE FONDO DE AJUSTO DE PANAMA	3.007	0
**0 ASSET MANAGEMENT EXCHANGE CO.	229.702	0
**0 LORS CENTRAL AUTHORIZED CONTRACTUAL SCHEME.	86.100	0
**0 AMSTERDAM RETIREMENT TRUST	322.561	0
**0 BLACKROCK JELIS CO., BLACKROCK ASSET MANAGEMENT TRIPLAND "ENTITD"	501.791	0
**0 KPMG JELIS CO., BLACKROCK ASSET MANAGEMENT TRIPLAND "ENTITD"	86.103	0
**0 VERIPAPERFONDEI KLP AKSIEGLOBAL INDEX 1	37.669	0
**0 VERIPAPERFONDEI KLP AKSIEGLOBAL INDEX 1	98.543	0
**0 VERIPAPERFONDEI KLP AKSIEGLOBAL INDEX 1	33.196	0
**0 STICHTING BEDRIJFSVERZEKERINGSVOOR ALLE LOVENSGETOEGANGEN	33.331	0
**0 STICHTING PENSIOENFONDUS PCS	406.646	0
**0 STICHTING BEDRIJFSVERZEKERINGSVOOR ALLE LOVENSGETOEGANGEN	20.020	0
**0 FOMER AP FONDER.	9.969	0
**0 MONTEN EGOT DECITS TOP FUND	89.401	0
**0 SUBIST CORE INVESTMENTS L.P. C O PO.WT2	74.047	0
**0 VOORE GLOBAL INVESTMENTS LLC.	191.829	0
**0 VAN MULT STRATEGY MASTER FUND VAPINS CORPORATE SERVICES -LIMITS	534	0
**0 GLG EUROPEAN LONG GHOST FUND MAPLES CORPORATE SERVICES LIMIT	549	0
**0 ROR TAX ANNUAL TOTAL RETURN FUND LLC	4.961	0
**0 BELLEVUE FUNDS (LUX) AN ENTREPRENEUR EUROPS SMALL	97.445	0
**0 CHALLENGE FUNDS CHALLENGE FINANCIAL EQUITY FUND	474.201	0
**0 CHALLENGE FUNDS CHALLENGE FINANCIAL EQUITY FUND	200.000	0
**0 J O HANSEN CAPITAL MANAGEMENT INVESTMENT FUND PLC D O HANSEN	65.121	0
**0 VARIGARWEEK SLOW 1 ALFA GLOBAL QUALITY ACTIVATORS	25.597	0
**0 VANTAGE FUND VERSCOE GLOBAL EQUITY MULTI FACTOR	497	0
**0 WARE INVEST SICAV GLOBAL INDEX	22.002	0
**0 WARE INVEST SICAV GLOBAL INDEX	2.263	0
**0 UNIVERSE CHEM GLOBAL NETWORK FUND CXL CONTINUOUS U.S.O	43.023	0
**0 VANTAGE FUND IT 3 ATSEA RESTRUCTURES	53.950	0
**0 VANTAGE FUND IT 3 ATSEA RESTRUCTURES	379	0
**0 COLINAS FIRST STATE INVESTMENTS LIMITED...	2.970	0
**0 JOHN HANCOCK VARIABLE INSURANCE TRUST INTERNATIONAL EQUITY INDEX CRUIT.	57.495	0
**0 LEGAL AND GENERAL ASSURANCE (PENSIONS MANAGEMENT) LIMITED	22.882	0
**0 TIA TA WORLD R&G SCREENED FUND	2.031.997	0
**0 ILLA LIFE ASSURANCE	8.416	0
**0 ILLA LIFE ASSURANCE	65.299	0
**0 ILLA LIFE ASSURANCE	2.837	0
**0 AEGION CUSTODY B.V.	230.818	0
**0 STITCHING PENSIONFONDS AXIAL EN VERLENK BN SERVICES	195.367	0
**0 STITCHING MK SERVICES	96.520	0
**0 OLD MUTUAL GLOBAL POLICY FUND JK LIMITED	328.384	0
**0 STITCHING MK SERVICES ARBELENO NO	84.609	0
**0 LEGAL AND GENERAL ASSURANCE (PENSIONS MANAGEMENT) LTD PAC PROF TPL GLOBAL (EX FOESTT FUND)	56.708	0
**0 CITIBANK US LIMITED AS TRUSTEE FOR ASI (STANDARD LIFE) EUROP	2.842	0
**0 WESTERN SWATH AND MID CAP STRATEGIES FUND	294.488	0
**0 NEWELLER GLOBAL FUND	90.165	0
**0 INVESCO POWER INVESTORS FUND EUROPE FUND	66.718	0
**0 TRANSMERICA AB INTERNATIONAL CREW	219.045	0
**0 THE NORTHERN TRUST AND MONITOR CO LTD	21.332	0
**0 THE NORTHERN TRUST AND MONITOR CO LTD	25.035	0

Pageina 26

Die delega alla persona fisica sopra indicata con il numero dell'archivio personale

\*\*\*D Inlega alla persona fisica sopra indicata con il numero della scheda magnetica (votazione elettronica assistita)

RL: "rappresentanza legale alla persona fisica sopra indicata con il numero della scheda anagrafica

Azionisti: 1.824  
Sede:

Azionisti in proprio;	0	Azionisti in delega;	0
-----------------------	---	----------------------	---

## LISTA ESITO DELLE VOTAZIONI

OGGETTO: 8. Delega al Consiglio di Amministrazione, ai sensi dell'art. 2443 Cod. civ., della facoltà di deliberare, anche in più volte e per un periodo massimo di cinque anni dalla data della deliberazione assembleare, un aumento gratuito del capitale sociale

## FAVOREVOLI

Codice	Descrizione	Tot. Voti	Proprio	Delega
**C SUTC - STANDARD LIFE INVESTMENTS		379.384	0	379.384
**C ABASSEN STANDARD ORIC - IT ASI EUROPE SX UK INCOME EQUITY FUND		629.967	0	629.967
**D STICHTING PEGN TESTATARY		376.304	0	376.304
**D NATIONAL COUNCIL FOR SOCIAL SEC FUND		10.975	0	10.975
**D STANDARD LIFE INVESTMENT COMPANY/GLOBAL SMALLER		2.873.600	0	2.873.600
**D SEA INIL EQUITY INDEX 50 WORLD		17.251	0	17.251
**D TIFERAKS/RIE (CGR)		5.129.620	0	5.129.620
**D THERADNEEDLE (TDR) COLUMBIA THERADNEEDLE INVESTMENTS		1.694.923	0	1.694.923
**D THERADNEEDLE INVESTMENT FUNDS IOVC		3.357.435	0	3.357.435
**C ABASSEN STANDARD ORIC - IT ASI ORNANTIC MELIT: ASSET GROWTH		691	0	691
**C TWO S-GMA NORTH CORP FUND LP		15.200	0	15.200
**D LEGAL AND GENERAL COLLECTIVE INVESTMENT TRUST.		104.514	0	104.514
**D WALDEN INTERNATIONAL EQUITY FUND		33.700	0	33.700
**D SLIC ER SX UK SM CY ED NCSC		209.394	0	209.394
**D SAMSUNG GLOBAL CORE EQUITY FUND		2.089	0	2.089
**D NEWBORG NOMINEES LIMITED INVESTMENT/COFSALE GLOBAL EQUITY (INDEX) TRUST		36.517	0	36.517
**D LANTAS BANKA		9.688	0	9.688
**C CITI TRUST LIMITED		141.943	0	141.943
**C CITI TRUST LIMITED AS TRUSTEE OF BLACKROCK PREMIER FUNDS BLACKROCK WORLD EQUITY INDEX FUND		12.678	0	12.678
**C ABASSEN INVESTMENT FUNDS IOVC ABASSEN DIVERSIFIED INCOME FUND		3.142	0	3.142
**D ABASSEN INVESTMENT FUNDS UK IOVC LI ABASSEN EUROPEAN EQUITY TRACKER FUND		25.033	0	25.033
**D BAN DESERVOGO FUND LIMITED C O CITIC TRUSTEE (CAYMAN LIMITED)		39.849	0	39.849
**D BAN FUNDS XII SEC MAN 1793 III SE		25.032	0	25.032
**D BAN FUNDS XII SEC MAN 1793 I SE C O VATES SECURITIES (CAYMAN) LIMITED		363	0	363
**D BAN FUNDS XII SEC MAN 1793 I SE C O VATES SECURITIES (CAYMAN) LIMITED		3.347	0	3.347
**D BAN FUNDS XII SEC MAN 1793 I SE C O VATES SECURITIES (CAYMAN) LIMITED		9.336	0	9.336
**C STEADPAC EAST EQUITY INDEX FUND		13.042	0	13.042
**D VANITY LIFE INTERNATIONAL EQUITY PRIVATE TRUST		61.800	0	61.800
**C CANADA EAST CORPORATE INVESTMENT PLAN		112.382	0	112.382
**D CCAI - INTERNATIONAL SMALL CAP EQUITY FUND		62.981	0	62.981
**D CCAI - INTERNATIONAL SMALL CAP EQUITY FUND		66	0	66
**D MARLIFE WORLD INVESTMENT FUND		113	0	113
**D MARLIFE INVESTMENT EXCHANGE FUNDS CORP MARLIFE WORLD INV		654.479	0	654.479
**D MARLIFE TAX MANAGED GROWTH FUND		1.702.353	0	1.702.353
**D THE MANUFACTURERS LIFE INSURANCE COMPANY		5.600	0	5.600
**D MARLIFE DIVERSIFIED INVESTMENT FUND		845.962	0	845.962
**D Caisse de Retraite D'Hydro Quebec		95.000	0	95.000
**D TEXAS PAC FUTURE FUND TEXAS PAC INC		77.052	0	77.052
**D TEXAS PAC FUTURE FUND TEXAS PAC INC		592	0	592
**D TEXAS PAC FUTURE FUND TEXAS PAC INC		459.020	0	459.020
**D DIFCOR GLOBAL EQUITY POOLED FUND		26.497	0	26.497
**D THE EMIRE LIFE INSURANCE COMPANY		839.399	0	839.399
**D EMPIRE LIFE EMPIRE VORWARTS GROWTH PORTFOLIO		24.112	0	24.112
**D EMPIRE LIFE EMPIRE DIVERSIFIED INCOME PORTFOLIO		27.064	0	27.064
**D EMPIRE LIFE EMPIRE DIVERSIFIED INCOME PORTFOLIO		1.943	0	1.943
**D EMPIRE LIFE EMPIRE CONSERVATIVE PORTFOLIO		9.656	0	9.656
**D EMPIRE LIFE EMPIRE BALANCED PORTFOLIO		17.135	0	17.135
**D EMPIRE LIFE EMPIRE AGGRESSIVE GROWTH PORTFOLIO		9.950	0	9.950
**D THE EMERACOR II FUND		1.240	0	1.240
**D THE WINNEPEG FOUNDATION		139.719	0	139.719



Pagina 27

DE\* delega alla persona fisica sopra indicata l'intero della propria partecipazione (Dichiarazione effettuata alla presidenza assembleare)  
 \*\*D delega alla persona fisica sopra indicata l'intero della propria partecipazione (Dichiarazione effettuata alla presidenza assembleare)  
 RI\* rappresentanza legale alla persona fisica sopra indicata con il numero della scheda anagrafica

Azionisti: 1.824  
 Azionisti in proprio: 0  
 Azionisti in delega: 1.824

LISTA ESITO DELLE VOTAZIONI

Oggetto: 8. Delega al Consiglio di Amministrazione, ai sensi dell'art. 2443 Cod. civ., della facoltà di deliberare, anche in più volte e per un periodo massimo di cinque anni dalla data della deliberazione assembleare, un aumento gratuito del capitale sociale

FAVOREVOLI

Cognome	Proprio	Delega
**D SAKAM INVESTMENTS UK LIMITED	81.779	81.779
**D ENIGMA EQUITY MASTER FUND	235.469	235.469
**D COAL ALTERNATIVE GLOBAL EQUITY FUND.	25	25
**D PANGORA ASSET MANAGEMENT INC. DYNAMIC INTERNATIONAL FOF	262	262
**D AHL GARD'S LIMITED	11.243	11.243
**D AHL GARD'S 2 LIMITED C O NAPLES CORPORATE SERVICES LIMITED	5.291	5.291
**D NLC INVESTMENTS PLC LIMITED	33.880	33.880
**D EQUISUPER	11.403	11.403
**D LETASUPER	40.463	40.463
**D GRES	147.067	147.067
**D UBS FUND MANAGEMENT (SWITZERLAND) AG.	155.030	155.030
**D CREDIT SUISSE FUNDS AG	10.820	10.820
**D UBS FUND MANAGEMENT (SWITZERLAND) AG.	4.634	4.634
**D NORDEA BANK	148.802	148.802
**D GOVERNMENT OF NORWAY	2.561.116	2.561.116
**D VAN FUND (UK) INTERNATIONAL OPPORTUNITIES FUND	4.738	4.738
**D THE OFFICE GLOBAL FUND SICAV	3.129.178	3.129.178
**D CIC EUROPEAN LONG SHORT FUND MAPLES CORPORATE SERVICES LIMITED	348	348
**D THE DAVID A DUFFIELD TRUST C/O 14 DE	2.432	2.432
**D AUGUST VENTURES LLC	886	886
**D CHRISTOPHER J MITCHELL P	650	650
**D ROSEFUND LLC	1.237	1.237
**D POINT2 ASSOCIATES LLC C O WALKERS CORPORATE LIMITED CAYMAN CORPORATE CENTRE	72.300	72.300
**D TWO SLEGA EQUITY SPECIALM PORTFOLIO LLC C O TWO SLEGA INVESTMENTS LP	10.052	10.052
**D AQR TAX MARKS DELEPH PLUS LONG SHORT EQUITY FUND LLC	656	656
**D AQR STACK SELECTION II MASTER ACCOUNT L.P. C/O AQR MANAGEMENT LLC	1.347	1.347
**D POINT2 LONDON INVESTMENTS LTD.	487.331	487.331
**D AQR CLEFI LONG SHORT EQUITY MASTER ACCOUNT LP CARI OF AQR CAPITAL MANAGEMENT LLC	67.118	67.118
**D AMUNDI PAVISENDO ITALIA	293.000	293.000
**D AMUNDI ESG SELECTION DYNAMICO	13.810	13.810
**D AMUNDI CREDITIVO RISPANCO 2022	5.950	5.950
**D AMUNDI CREDITIVO CRESITA 2022	129	129
**D AMUNDI CREDITIVO RISPANCO 2022 DCF	542	542
**D AMUNDI CREDITIVO RISPANCO 2022 DCF	173	173
**D AMUNDI CREDITIVO CRESITA 2022 DCF	666	666
**D AMUNDI CREDITIVO RISPANCO 2022 DCF	169	169
**D AMUNDI VALORE ITALIA FIR	174.000	174.000
**D AMUNDI ESG SELECTION CONSERVATIVO	7.607	7.607
**D AMUNDI CREDITIVO RISPANCO 2022 QUATRO	184	184
**D AMUNDI ACCUMULAZIONE ITALIA FIR 2023	73.000	73.000
**D AMUNDI PROGETTO INCOME 2026	3.389	3.389
**D AMUNDI PROGETTO INCOME 2026 DCF	1.907	1.907
**D AMUNDI PROGETTO INCOME AGOSTO 2026	3.068	3.068
**D AMUNDI PROG INC REALE 2026	2.365	2.365
**D AMUNDI PROGRESS INCOME REALE 2027	2.021	2.021
**D ESPERTES DAR AXA TM	3.692	3.692
**D CORDOS WORLD EQUITIES QUALITY	132.802	132.802
**D AMUNDI EUROPEAN EQUITY CONSERVATIVE	13.875	13.875
**D AMUNDI INDEX ASCL EUROPE	4.073	4.073
**D AMUNDI REE WORLD CLIMATE TRANSITION CTR	222.042	222.042
	22.490	22.490

## LISTA ESITO DELLE VOTAZIONI:

Oggetto: 8. Delega al Consiglio di Amministrazione, ai sensi dell' art. 2443 Cod. civ., della facoltà di deliberare, anche in più volte e per un periodo massimo di cinque anni dalla data della deliberazione assembleare, un aumento gratuito del capitale sociale

## FAVOREVOLI

Cognome	Tot. Voti	Proprio	Delega
**D AMUNDI INDEX MSCI WORLD	43.072	0	43.072
**D AMUNDI FUNDS FORTY FIVE RISK PARI	64.510	0	64.510
**D AMUNDI FSC EUROPE CLIMATE TRANSIT	3.293	0	3.293
**D G FUND TOTAL RETURN ALC CAP EUROPE	526.000	0	526.000
**D G FUND Avenir SMALL CAP EUROPE	806.956	0	806.956
**D R MONTAGNY INVESTISSEMENTS BOO: AXA	8.990	0	8.990
**D PRIVILEGE JP MORGAN VAN EUROPEAN FLEXIBLE EQUITY	31.965	0	31.965
**D AMUNDI FUNDS MULTI ASSET CONSERVATIVE	10.034	0	10.034
**D AMUNDI FUNDS EUROPEAN EQUITY RISK PARTY	4.775	0	4.775
**D AMUNDI FUNDS DYNAMIC MULTI PROTECTED EURO	7.402	0	7.402
**D AMUNDI INDEX JAPAN	11.474	0	11.474
**D AMUNDI MSCI EUROPE EX UK	409	0	409
**D AMUNDI INDEX SOLUTIONS AMUNDI PRIME EUROPE	1.327	0	1.327
**D AMUNDI PRIME EUROZONE	15.062	0	15.062
**D AMUNDI INDEX SOLUTIONS AMUNDI PRIME GLOBAL	4.626	0	4.626
**D AMUNDI FSC GLOBAL MULTI ASSET TARGET INC	14.939	0	14.939
**D AMUNDI FUNDS FLEXIBLE OPPORTUNIT	42.101	0	42.101
**D AMUNDI FUNDS GLOBAL MULTI ASSET	26.328	0	26.328
**D AMUNDI FSC GLOBAL MULTI ASSET CONSERVATIVE	98.444	0	98.444
**D AMUNDI FUNDS EURO MULTI ASSET TARGET INC	28.147	0	28.147
**D IOP GLOBAL FINTECH	525.900	0	525.900
**D AMUNDI MSCI EUROPE ESG UNIVERSAL SELECT	233	0	233
**D AMUNDI MSCI EMU ESG UNIVERSAL SELECT	2.632	0	2.632
**D AMUNDI MSCI WORLD ESG UNIVERSAL SELECT	108	0	108
**D AMUNDI MSCI WORLD COUNTRY PARIS ALC PAR	2.442	0	2.442
**D AMUNDI MSCI EUROPE CLIMATE PARIS ALLIANCE PAR	454	0	454
**D AMUNDI EURO EUROPE CLIMATE PARIS ALLIANCE PAR	1.083	0	1.083
**D LONVIA Avenir MID CAP EUROPE	233.703	0	233.703
**D LONVIA Avenir MID CAP EUROPE	48.335	0	48.335
**D TMG EUROPE	21.122	0	21.122
**D AMUNDI ESG EUROPE	44.292	0	44.292
**D AMUNDI STOXX EUROPE 600	11.307	0	11.307
**D FSC EURO EQUITY	743.966	0	743.966
**D ODD BIE AICO TREND EUROZONE	3.947	0	3.947
**D CAMERIAN FUND SUSTAINABLE EUROPEAN EQUITIES FOSSE INER	80.087	0	80.087
**D CAMERIAN SUSTAINABLE EQUITY EMU	305.684	0	305.684
**D CAMERIAN SUSTAINABLE EQUITY EUROPE	1.524.971	0	1.524.971
**D CAMERIAN EQUITIES L EMU INNOVATION	8.626	0	8.626
**D CAMERIAN EQUITIES L EUROPE INNOVATION	100.946	0	100.946
**D CAMERIAN EQUITIES L EUROPE OPTIMA QUALITY	21.129	0	21.129
**D CAMERIAN SUSTAINABLE EQUITY SMALL MID CAP	2.874.035	0	2.874.035
**D INEX-O FACTORS SUSTAINABLE EUROPE EQUITY	614.997	0	614.997
**D INEX-O FACTORS SUSTAINABLE EMU EQUITY	315.161	0	315.161
**D ASR INSTITUT FUNDEN ECF PARADELER	21.461	0	21.461
**D EDONOR DE ROTTERDAM FUND EQUITY OPPORTUNITIES	2.852	0	2.852
**D BELCOLOR EURO OPP	9.898	0	9.898
**D RECORD DE ROTTERDAM FUND EQUITY EURO CORP	54.093	0	54.093
**D VISIONEER-EUROPE OPPORTUNITIES	1.744.041	0	1.744.041
**D AMUNDI MULTIPROFOLLO	322.563	0	322.563
	706.937	0	706.937
	1.626	0	1.626

Pagina 29

DE\* delega alla persona (sua persona o di un'altra persona) della società nominata  
 \*\*D delega alla persona (sua persona o di un'altra persona) della società nominata alla postazione assistita  
 SL\* rappresentanza legale alla persona fisica sopra indicata con il numero della scheda magnetica

Azionisti in proprio: 1.824  
 Azionisti in delega: 1.824  
 Teste: 0

## LISTA ESITO DELLE VOTAZIONI

Oggetto: 8. Delega al Consiglio di Amministrazione, ai sensi dell'art. 2443 Cod. civ., della facoltà di deliberare, anche in più volte e per un periodo massimo di cinque anni dalla data della deliberazione assembleare, un aumento gratuito del capitale sociale

## FAVOREVOLI

Cognome	Con. Voti	Proprio	Delega
**D ONET SD AXA FLEXIBLE	44.959	0	44.959
**D ONEF AC AXA FLEXIBLE	106.597	0	106.597
**D PCP CARPIMO EUROPE	30.000	0	30.000
**D PCPS TEM FRANCE C	6.800	0	6.800
**D PCPD ROYAL EQUITYBEE	23.216	0	23.216
**D CAVAC GROUPAMA DIVERSIFIE	76.615	0	76.615
**D PCP GROUPAMA DIVERSIFIE	105.000	0	105.000
**D CONT GRSTION	78.000	0	78.000
**D GROUPA CNA CROISSANCE PCPS	12.995	0	12.995
**D ORAO DIVERSITE EQUILIBRE	16.905	0	16.905
**D ROPS EURO 2	52.586	0	52.586
**D CBN OMIO ACTIONS	269.566	0	269.566
**D TAC ACTIONS	340.000	0	340.000
**D WILLIERS DIERSON	11.240	0	11.240
**D PAGES	132.651	0	132.651
**D PCP EQUISILL RELANTE EURO ACTIONS 2	340.000	0	340.000
**D ICARE	11.563	0	11.563
**D FERE AMOND	27.106	0	27.106
**D AGRICA DANTIQUE C	28.805	0	28.805
**D ROPS SHINC INDEX EURO	65.270	0	65.270
**D AP ACTIONS 1 BORO	26.000	0	26.000
**D ARCO LONG TERZE F	183.115	0	183.115
**D PCP CRAP TING	78.991	0	78.991
**D TOUCHEVILLE PIMMCO ISK	17.500	0	17.500
**D TOOLEVILLE SILVER AGE ISK	196.861	0	196.861
**D PCP BORDON 7	77.330	0	77.330
**D STAR PASTEUR	20.600	0	20.600
**D DESO 50 EURO 50F	9.480	0	9.480
**D SARPAK MIXTE SOLICTIONS EUROPE ESG	5.960	0	5.960
**D SHIFAN DYNAMIC ACTIONS EUROPE ESG	34.933	0	34.933
**D FORDE OBJECTIF CLINAP ACTIONS	8.086	0	8.086
**D ALLOCATION INVEST EQUITY CORE	111.682	0	111.682
**D LF ACTIONS EURO	11.631	0	11.631
**D DEL EQUITY EUROPE ESG	65.855	0	65.855
**D GROUPEMA CA AVERNA FORC	121.132	0	121.132
**D GROUPEMA CR TOTAL RETURN ALL CAP EUROPE	72.000	0	72.000
**D A.A. CONJAN DIVERSITE	211.068	0	211.068
**D PCP GROUPEMA GRAND ESG	8.562	0	8.562
**D WORLD FORTIER	1.619	0	1.619
**D GLOBAL HOLIC ASSET MNS	7.286	0	7.286
**D S CAVANAC ACTIONS EURO	95.879	0	95.879
**D ARCO QUANT 2	157.906	0	157.906
**D AS ACTIONS 1 MEN VOL	9.963	0	9.963
**D CONCORD 95 (ACTION EURO)	19.724	0	19.724
**D BRSC ACTIONS (ACTION EURO)	15.001	0	15.001
**D RI PREVIOVANCE (ACTIONS EUROPE)	21.309	0	21.309
**D PERP PRAG (ACTIONS EUROPE)	12.587	0	12.587
**D PC CARPIMO (ACTIONS EURO)	58.899	0	58.899
**D EQUINUT PROFIT 90 ACTIONS FOR	236.904	0	236.904
**D CNAPE DIVERSITE ACTION BORO	25.519	0	25.519
**D TOTALENERGIES DIVERSITE EQUILIBRE ET SOLIDAIRE	71.617	0	71.617

Pagina 30

DIP delega alla persona fisica sopra indicata con il numero della scheda magnetica

DIP delega alla persona fisica sopra indicata con il numero della scheda magnetica (votazione effettuata alla postazione assistita)

RT \* rappresenta la legge alla persona fisica sopra indicata con il numero della scheda magnetica

1.824 Teste:

0 Azionisti in delega:

Azionisti:

Azionisti in proprio:

## LISTA ESITO DELLE VOTAZIONI

Oggetto: 8. Delega al Consiglio di Amministrazione, ai sensi dell'art. 2443 Cod. civ., della facoltà di deliberare, anche in più volte e per un periodo massimo di cinque anni dalla data della deliberazione assembleare, un aumento gratuito del capitale sociale

## FAVOREVOLI

Cognome	Tot. Voti	Proprio	Delega
**D VERITIZZ VIE OPPORTUNITIES	30.117	0	50.117
**D MINGELAS	31.572	0	31.572
**D SEETOND EURO SUSTAINABLE MINVOL	33.443	0	33.443
**D BESEC EUROPE SMALL & MID CAP	145.638	0	145.638
**D BESEC EURO PRE	129.299	0	129.299
**D ASSURETH	113.820	0	113.820
**D ABUNDI ACTIONS EUROES ISR	7.771	0	7.771
**D ABUNDI ETF FEA S F 300 UCLES C	2.100.000	0	2.100.000
**D CROCEMA AVENIR EURO	4.682.881	0	4.682.881
**D BET EURO TUTT3 ISR	21.500	0	21.500
**D TOCANTIN CROISSANCE EURO IS	903.637	0	903.637
**D ABUNDI MSCI WORLD CLIMATE PRIS A.L.P.UM	3.700.858	0	1.700.158
**D CPA SILVER AGE POCHF COF	22.809	0	22.809
**D AIGV1 EUROLAND INST REINVENT	1.401	0	1.401
**D ABUNDI ACTIONS ASIE SMART	50.409	0	50.409
**D ABUNDI ACTIONS PME	429.564	0	429.564
**D ABUNDI STRATEGIES ACTIONS EUROPE S-SK PARTIV	323	0	323
**D GROMANA EUROPE EQUITIES	17.935	0	17.935
**D ABUNDI TRANSMISSION PATRIVOLNE	9.066	0	9.066
**D ABUNDI EQUITY EURO CONSERVATIV	217.616	0	217.616
**D CPA EUROLAND PREMIUM ISG	45.377	0	45.377
**D RECHERCHER PRIMA EUROPE	120.000	0	120.000
**D RECHERCHER PRIMA INNOVATION	6.650	0	6.650
**D EQUICLUB PROFIT 75 (ACTIONS)	84.319	0	84.319
**D DNCA SR1 EURO QUALITY	705.136	0	705.136
**D CNP ASSUR EUROPE GANTRYAM	142.430	0	142.430
**D FFR SICAV - EQUITY EURO SOLUS	75.110	0	75.110
**D FFR SICAV - EUROPE XLUCAS	111.010	0	111.010
**D ERM SICAV - EURO SUSTAINABLE EQUITY	874.650	0	874.650
**D POTLIN	11.100	0	11.100
**D EDMOND DE ROTHSCHILD ASSET MANAGEMENT (EDRAM)	51.806	0	51.806
**D VILLENS CRESCENDO 2	4.292	0	4.292
**D SAKKABAN 2 FCF	40.650	0	40.650
**D NIN MEO FUNDS	639.513	0	639.513
**D TOTAL INTERNATIONAL EX U.S. INDEX MASTER PORTFOLIO OF MONSTER INV	11.371	0	11.371
**D RICHARD A. CHATELAIN FUNDICAPIS TRUS	20.006	0	20.006
**D ISHARES MSCI EMER INTERNATIONALINDEX FUND	315.587	0	315.587
**D ISHARES MSCI ACWI ETF	153.832	0	153.832
**D ISHARES MSCI ACWI EX U.S. ETF	95.063	0	95.063
**D ISHARES GLOBAL FINANCIALS ETF	89.181	0	89.181
**D ISHARES MSCI EUROZONE ETF	747.965	0	747.965
**D ISHARES EUROPE 507	117.603	0	117.603
**D ISHARES MSCI SAFE GROWTH 507	860.164	0	860.164
**D -ISHARES MSCI EMER ETF	2.011.560	0	2.011.560
**D ISHARES MSCI KOREAN ETF	2.072	0	2.072
**D ISHARES MSCI EUROPE FINANCIALS ETF	57.411	0	57.411
**D ISHARES MSCI ITALY 507	832.453	0	832.453
**D ISHARES EDGE MSCI MEN VOL SAFE ETF	816.026	0	816.026
**D ISHARES ESG ADVANCED MSCI EMER ETF	25.190	0	25.190
**D ISHARES CORE MSCI EUROPE ETF	255.630	0	255.630

Pagina 31

1) Delega alla persona fisica sopra indicata con il numero della scheda elettorale  
 \*\*\*) delega alla persona fisica sopra indicata con il numero della scheda elettorale (con indicazione alle posizioni astinte)  
 \*\*\*) approssimazione leggio alla persona fisica sopra indicata con il numero della scheda elettorale



Azionisti: 1.824  
 Azionisti in proprio: 0  
 Azionisti in delega: 1.824

Totale: 1.824

## LISTA ESITO DELLE VOTAZIONI

Oggetto: 8. Delega al Consiglio di Amministrazione, ai sensi dell'art. 2443 Cod. civ., della facoltà di deliberare, anche in più volte e per un periodo massimo di cinque anni dalla data della deliberazione assembleare, un aumento gratuito del capitale sociale

## FAVOREVOLI

Cognome	Tot. Voti	Proprio	Delega
**D ISHARES EMER MSCI INTL QUALITY FACTOR ETF	519.036	0	519.036
**D ISHARES MSCI INTL SIZE FACTOR ETF	726	0	726
**D ISHARES MSCI INTL SIZE FACTOR ETF	21.457	0	21.457
**D ISHARES MSCI WORLD DEC	3.312.369	0	3.312.369
**D ISHARES CORE MSCI EAFE ETF	491.479	0	491.479
**D ISHARES CORE MSCI INTL INTERNATIONAL STOCK ETF	206.902	0	206.902
**D ISHARES CORE MSCI INTERNATIONAL DEVELOPMENT PARALLEL FUND	4.846	0	4.846
**D ISHARES ESG ADVANCED MSCI FARE INDEX ETF	142.162	0	142.162
**D ISHARES CORE MSCI EAFE INDEX ETF	12.689	0	12.689
**D ISHARES MSCI EUROPE INTL INDEX ETF	1.418	0	1.418
**D ISHARES INTERNATIONAL COMMODITY INDEX ETF	92.777	0	92.777
**D ISHARES - FUNDO PENSIONI COMPLESSIVE (PENSIONE) (PENSIONE)	651.339	0	651.339
**D CANADA PENSION PLAN INVESTMENT BOARD (PENSIONE)	714	0	714
**D RUSSELL INVESTMENTS SCSTRATMGTGLOBAL SPARKS EX RUSSELL FULL S FUND ETL 3	7.578	0	7.578
**D RUSSELL INVESTMENTS LOW CARBON GLOBAL SPARKS FUND	133.487	0	133.487
**D COINTEGRATED BANK GROUP SUPER GROUND FLOOR	1.872	0	1.872
**D CHRISTIAN SUPER	2.133	0	2.133
**D EMERGENCY SERVICES SUPERINNOVATION SCHEME	1.564.269	0	1.564.269
**D MAPLE SUPER	63.647	0	63.647
**D VANGUARD VECTORS MSCI WORLD EX AUSTRALIA QUALITY ETF	2.007	0	2.007
**D INTERNATIONAL EQUITIES SECTOR TRUST	61.683	0	61.683
**D SUNSHINE SUPERINNOVATION FUND	986	0	986
**D DRS IQ MSCI WORLD EX AUSTRALIA ETHICAL ETF	139.543	0	139.543
**D VANGUARD INTERNATIONAL EQUITY TRUST	153.555	0	153.555
**D VANGUARD INTERNATIONAL EQUITY TRUST	4.377	0	4.377
**D SPDR SP WORLD EX AUSTRALIA FUND	5.898	0	5.898
**D RUSSELL INVESTMENTS INTERNATIONAL SHARES FUND	6.859	0	6.859
**D RUSSELL INVESTMENTS GLOBAL OPPORTUNITIES FUND	12.466	0	12.466
**D STATE STREET INTERNATIONAL EQUITIES INDEX TAJISI LEVEL 15	5.603	0	5.603
**D NEW ALWAYS HANSON SCHEME	12.179	0	12.179
**D RE PENSION LINE	6.748	0	6.748
**D MONETARY AUTHORITY OF SINGAPORE	554.060	0	554.060
**D ISHARES PUBLIC LIMITED COMPANY	632.422	0	632.422
**D ISHARES II PUBLIC LIMITED COMPANY	51.129	0	51.129
**D ISHARES V PUBLIC LIMITED COMPANY	747.680	0	747.680
**D ISHARES III PUBLIC LIMITED COMPANY	314.328	0	314.328
**D ISHARES VI PUBLIC LIMITED COMPANY	697.007	0	697.007
**D ISHARES VII PUBLIC LIMITED COMPANY	1.020.598	0	1.020.598
**D WISDOMTREE TOWER TOWER	585	0	585
**D ISHARES EURO STOXX LARGE 3015 UCITS ETF (DE)	2.435.181	0	2.435.181
**D ISHARES EURO STOXX UCITS ETF (DE)	855.812	0	855.812
**D ISHARES STOCK EUROPE 310 UCITS ETF (DE)	776.696	0	776.696
**D ISHARES STOCK EUROPE 310 UCITS ETF (DE)	826.101	0	826.101
**D ISHARES STOCK EUROPE 310 UCITS ETF (DE)	382.060	0	382.060
**D ALLIANCE ACTION FUND FUND	112.793	0	112.793
**D MANAGED PENSION FUNDS LIMITED	319.010	0	319.010
**D SCOTTISH WATKINS INVESTMENT SOLUTIONS FUNDS TOVC INVESTMENT EUROPE 15X UK EQUITY TRACKER FUND	97.487	0	97.487
**D ISHARES WORLD EX SWITZERLAND EQUITY INDEX FUND (CH)	16.527	0	16.527
**D ISHARES WORLD EX SWITZERLAND EQUITY INDEX FUND II (CH)	6.608	0	6.608
**D GAM FUNDS GAM CONTINENTAL EUROPEAN EQUITY	47.138	0	47.138
**D EU INVESTMENT FUNDS (I) EU EUROPEAN INDEX TRACKER FUND	9.167	0	9.167

Pagina 32

DE\* delega alla persona fisica sopra indicata con il numero della scheda magnetica  
 \*\*D delega alle persone fisiche sopra indicate con il numero della scheda magnetica (votazione elettronica alla posizione assistita)  
 K(\*) rappresenta la legge alla persona fisica sopra indicata con il numero della scheda magnetica


Azionisti: 1.824 Testi: 1.824  
 Azionisti in proprio: 0 Azionisti in delega: 1.824

## LISTA ESITO DELLE VOTAZIONI

Oggetto: 8. Delega al Consiglio di Amministrazione, ai sensi dell'art. 2443 Cod. civ., della facoltà di deliberare, anche in più volte e per un periodo massimo di cinque anni dalla data della deliberazione assembleare, un aumento gratuito del capitale sociale

## FAVOREVOLI

Cognome	Tot. Voti	Proprio	Delega
**D MAG INVESTMENT FUNDS LTD - MAG PAN EUROPEAN SELECT FUND	604.036	0	604.036
**D COEDMAN SACHS US RELIEMENT PLAN	641	0	641
**D SELECTING RETIIPS PENSIONERALS	10.867	0	10.867
**D NATIONAL WELFARE SAVINGS TRUST	54.480	0	54.480
**D MORGAN STANLEY FUNDS (UK) - GLOBAL BALANCED SUSTAINABLE FUND	332	0	332
**D MORGAN STANLEY FUNDS (UK) - GLOBAL BALANCED INCOME FUND	123	0	123
**D VANGUARD ESG DEVELOPED WORLD ALL CAP EQ INDEX FND CY	7.617	0	7.617
**D VANGUARD INVESTMENT FUNDS TOVC-VANGUARD FSE DEVELOPED WOR LB EX - U.S. EQUITY INDEX FUND	175.730	0	175.730
**D VIF TOVC VANGUARD FSE DEVELOPED EUROPE EQUITY INDEX FUND	314.594	0	314.594
**D VIF TOVC VANGUARD FSE DEVELOPED EUROPE EQUITY INDEX FUND	19.053	0	19.053
**D VIF TOVC VANGUARD FSE DEVELOPED EUROPE EQUITY INDEX FUND	247.437	0	247.437
**D VIF TOVC VANGUARD FSE DEVELOPED EUROPE EQUITY INDEX FUND	4.162	0	4.162
**D RHODEA CYPRUS TRF COUNTRY SOUTHERN PENSION FUND	356.065	0	356.065
**D PUBLIC AVAILABILITY FOR SOCIAL INSURANCE	18.367	0	18.367
**D NIBC BANK SSB AVE EL SCREEN EX CONTRAVERSIES CW INDEX EQ FND	1.025.931	0	1.025.931
**D NIBEST TRUSTEE RND DEPOSITARY SERVICES TRUSTED AS TRUSTEE OF ST. JAMES'S PLACE STRATEGIC MANAGE	75.889	0	75.889
**D NIBEST TRUSTEE RND DEPOSITARY SERVICES TRUSTED AS TRUSTEE OF ST. JAMES'S PLACE STRATEGIC MANAGE	17.816	0	17.816
**D TR CRUX ORIC TM CRUX EUROPEAN FUND	9.670	0	9.670
**D TR CRUX ORIC TM CRUX EUROPEAN FUND	990	0	990
**D FR RUSSELL - NWS TOVC FP RUSSELLIAN INT GROWTH ASSETS FUND	1.495.888	0	1.495.888
**D TM CRUX GSC - TM CRUX EUROPEAN SPECIAL SITUATIONS FUND	467.587	0	467.587
**D OMAS PORTFOLIO INVESTMENTS TOVC - OMAS EUROPEAN EQUITY OPPORTUNITIES FUND	353.745	0	353.745
**D NWS INVESTMENT GMBH FOR DWS OL - CAVOL ELAGE	29.344	0	29.344
**D DWS INVESTMENT GMBH FOR DWS OL - CAVOL ELAGE	4.980	0	4.980
**D DWS INVESTMENT GMBH FOR DWS OL - CAVOL ELAGE	196.536	0	196.536
**D STALE STREET GLOBAL ADVISORS LUXEMBOURG STOR	968.512	0	968.512
**D XTRACTER	2.454	0	2.454
**D COLMAN SACHS FUNDS	15.670	0	15.670
**D DWS INVESTMENT SA FOR ASERO PER WELLFONDS	72.330	0	72.330
**D VIF TOVC VANGUARD FSE DEVELOPED EUROPE EQUITY INDEX FUND	141.881	0	141.881
**D DWS MULTI ASSET PIR FUND	80.000	0	80.000
**D AXA WORLD FUNDS	9.459.889	0	9.459.889
**D BLACKROCK GLOBAL INDEX FUNDS	32.204	0	32.204
**D ALLIANCE GLOBAL INVESTORS FUND	1.169.215	0	1.169.215
**D INSTITUTIONAL RETIREMENT TRUST	2.104.920	0	2.104.920
**D MAX ELLEVIE GLOBAL WOMEN'S LEADERSHIP FUND	21.403	0	21.403
**D UFFORDS ACTIVE EUROPE WOLA PASSIVE	16.264	0	16.264
**D CLAN INVESTMENT FUND TRUST	33.871	0	33.871
**D EXIM GROUP PENSION TRUST II	23.587	0	23.587
**D TRM RETIREMENT PLAN	2.686	0	2.686
**D ALLIANCE GLOBAL INVESTORS GMBH FOR ALLIANCE FUNDS GHS	11.470	0	11.470
**D AS VIF AS G OPEL RISK ALLOCATION/STRENGTH PORTFOLIO	6.101	0	6.101
**D JOHN HANCOCK LIFE AND HEALTH INSURANCE COMPANY	34.089	0	34.089
**D THE MASTER TRUST BANK OF JAPAN LTD RE HIRACHI FOREIGN EQUITY INDEX MOTTER FUND	18.590	0	18.590
**D COMMONFUND STRATEGIC SOLUTIONS GLOB AL EQUITY LLC	22.669	0	22.669
**D ISM 401(K) PLUS PLAN TRUST	122.171	0	122.171
**D COLMAN SACHS TRUST COLMAN SACHS GLOBAL MANAGED BETA FUND	1.688	0	1.688
**D AD VARIABLE PRODUCTS SERIES FUND INC. AD DYNAMIC ASSET AL LOCATION PORTFOLIO	1.800	0	1.800
**D AD VARIABLE PRODUCTS SERIES FUND INC. AD DYNAMIC ASSET AL LOCATION PORTFOLIO	2.020	0	2.020
**D INTERNATIONAL MONETARY FUND	33.371	0	33.371
**D MFS HERITAGE TRUST COMPANY COLLECTIVE INVESTMENT TRUST	24.035	0	24.035



Pagina 33

1 1824 \*D delega alla persona fisica sopra indicata con il numero della delega (votazione elettronica alla porzione assistita)  
 1.824 \*D delega alla persona fisica sopra indicata con il numero della delega (votazione elettronica alla porzione assistita)  
 RL: rappresentanza legale della persona fisica sopra indicata con il numero della delega (votazione elettronica alla porzione assistita)

Azionisti: 1.824 Teste:  
 Azionisti in proprio: 0 Azionisti in delega:

## LISTA ESITO DELLE VOTAZIONI

Oggetto: 8. Delega al Consiglio di Amministrazione, ai sensi dell'art. 2443 Cod. civ., della facoltà di deliberare, anche in più volte e per un periodo massimo di cinque anni dalla data della deliberazione assembleare, un aumento gratuito del capitale sociale

## FAVOREVOLI

Cognome	Tot. Voti	Proprio	Delega
**D UNIVERSAL INVESTMENT GESAMLSCHAFT FOM FOR NEXT UNIVERSAL FONDS	27.403	0	27.403
**D INTE CAPITALMANAGEMENTS TRUST FOM FOR ENTSCHEIDUNGSFONDS	304.711	0	304.711
**D UNIVERSALINVESTMENTAS FOM FOR HERKUR	83.743	0	83.743
**D FINLITY RUTLAND SQUARE TRUST IT STRATEGIC ADV FIDELITY INC FND	946.174	0	946.174
**D NEW ENGLAND TRAMERS AND BUCKING INDUSTRY PENSION PLAN	19.106	0	19.106
**D INTE CAPITALMANAGEMENTS TRUST FOM FOR LARVALINVESTMENTEN	18.000	0	18.000
**D UNIVERSALINVESTMENTGESAMLSCHAFT FOM FOR PROLONGS SNA	54.423	0	54.423
**D STIDLEY RUTLAND SQUARE TRUST IT STRATEGIC ADVISERS INT FUND	265.034	0	265.034
**D 346 CAPITAL LLC	639	0	639
**D FEDERATED KATHMAN FUND	4.205.000	0	4.205.000
**D FEDERATED KATHMAN FUND IT	111.400	0	111.400
**D FEDERATED KATHMAN SMALL CAP FUND	4.530.000	0	4.530.000
**D FEDERATED GLOBAL ALLOCATION FUND	11.814	0	11.814
**D SCHEAR FUNDAMENTAL INTERNATIONAL SMALL COMPANY INDEX ETF	159.540	0	159.540
**D JOHN HANCOCK VARIABLE INSURANCE TRUST SERIAL 20 ALLOCATION TRUST	98.807	0	98.807
**D JOHN HANCOCK TRUST COMPANY COLLECTIVE INVESTMENT TRUST	2.146	0	2.146
**D JOHN HANCOCK MULTIFACTOR DEVELOPED INTERNATIONAL ETF	30.234	0	30.234
**D SCHEAR INTERNATIONAL EQUITY ETF	873.523	0	873.523
**D HC CAPITAL TRUST THE INSTITUTIONAL INTERNATIONAL EQUITY PORTFOLIO	32.893	0	32.893
**D HC CAPITAL TRUST THE SSC GROWTH PORTFOLIO	1.425	0	1.425
**D HC CAPITAL TRUST THE CATHOLIC SRI GROWTH PORTFOLIO	344	0	344
**D ARMSTRONG LLC	636	0	636
**D ISE METHUEN HOSPITAL	34.431	0	34.431
**D KAISER FOUNDATION HOSPITALS	17.383	0	17.383
**D KAISER FOUNDATION GROUP TRUST	24.788	0	24.788
**D VANGUARD DEVELOPED MARKETS INDEX FUND	4.618.981	0	4.618.981
**D VANGUARD VARIABLE INSURANCE FUND INTERNATIONAL FOLIO	651.853	0	651.853
**D TEACHERS' RETIREMENT SYSTEM OF THE STATE OF ILLINOIS	217.620	0	217.620
**D SST GLOB ADV TAX EXEMPT RETIREMENT PLANS	2.419.043	0	2.419.043
**D STATE STREET TOTAL RETURN VES FUND	6.209	0	6.209
**D VANGUARD EDUCUARY TRUST COMPANY DEVELOPED MARKETS INDEX TRUST	21.639	0	21.639
**D VANGUARD TOTAL WORLD STOCK INDEX FUND	232.269	0	232.269
**D EUROCL INVEST ICNV	90.902	0	90.902
**D SSM MSCI ACW-ICX (USA INT) SCHEERED ROEMING COMMON TRUST FUND	20.284	0	20.284
**D DGS FUND MANAGEMENT (SWITZERLAND) AG ON BEHALF OF ZURICH INVESTING INSTITUTIONAL FONDS	18.099	0	18.099
**D DGS FUND MANAGEMENT (SWITZERLAND) AG ON BEHALF OF ZURICH INVESTING INSTITUTIONAL FONDS	569.559	0	569.559
**D WELLINGTON MANAGEMENT FUNDS (IRELAND) LTD	22.809	0	22.809
**D WELLINGTON MANAGEMENT FUNDS (IRELAND) LTD	214.291	0	214.291
**D MFLIFE INVESTMENT MANAGEMENT INTERNATIONAL EQUITY INDEX BODILY FUND	22.936	0	22.936
**D MFLIFE FUND MANAGEMENT (SWITZERLAND) AG ON BEHALF OF ZURICH INVESTING INSTITUTIONAL FONDS	29.324	0	29.324
**D NEW YORK STATE TEACHERS' RETIREMENT SYSTEM	948.094	0	948.094
**D PRUDENTIAL BANK AND TRUST FES	109.555	0	109.555
**D WTCN VOLUNTARY COLLECTIVE INVESTMENT FUNDS TRUST IT	32.841	0	32.841
**D WASHINGTON STATE INVESTMENT BOARD	182.266	0	182.266
**D WISDOMTREE INTERNATIONAL EFFICIENT CORE FUND	4.230	0	4.230
**D VANGUARD FIVE DEVELOPED ALL CAPES NORTH AMERICA INDEX ETF	10.314	0	10.314
**D VALLIC COMPANY INTERNATIONAL OPPORTUNITIES FUND	32.363	0	32.363
**D CAPITAL GROUP GLOBAL EQUITY FUND (CANADA)	1.678.000	0	1.678.000
**D SAN EUROPEAN SMALL CAP EQUITY LLP	10.386	0	10.386
**D AXA INVESTMENT MANAGEMENT-CLTRENDS EQUITY CHF	59.466	0	59.466
**D AXA INVESTMENT MANAGEMENT-CLTRENDS GSK 1	7.250	0	7.250

Pagina 34

Dati delega alla persona fisica sopra indicata con il numero della scheda assegnata.

\*\*D delega alla persona fisica sopra indicata con il numero della scheda assegnata (votazione effettuata alla postazione assistita)

Rit. rappresentanza legale alla persona fisica sopra indicata con il numero della scheda assegnata

Azionisti in proprio: 1.824 Tasse: 1.824  
 Azionisti in delega: 0

**Oggetto: 8. Delega al Consiglio di Amministrazione, ai sensi dell'art. 2443 Cod. civ., della facoltà di deliberare, anche in più volte e per un periodo massimo di cinque anni dalla data della deliberazione assembleare, un aumento gratuito del capitale sociale**

Code	Symbol	Company Name	Yot. Voti	Proprio	Delega
**D	VANGUARD	FUND DEVELOPER EUROPE ALL CAP INDEX ETF	8.209	0	0
**D	CBS	(IRL) ETF POC SIP 500 ESG CALLS BIF (BNG-181)	46.727	0	0
**D	DWS	INVESTMENT GRER FOR DEAFONDS PC EQ	15.639	0	0
**D	TEACHER	RETIREMENT SYSTEM OF TEARS	3.914	0	0
**D	CALIFORNIA	STATE TEACHERS' RETIREMENT SYSTEM	3.895	0	0
**D	PERSEUS	CONSOLIDATED RETIREMENT SYSTEM	436.473	0	0
**D	PUBLIC	EMPLOYEES' LONG TERM CARE FUND	2.070	0	0
**D	SIR DAVID	FRENCH FUND FOR RECREATION	5.284	0	0
**D	STATE STREET	IRELAND CMT TRUST	45.730	0	0
**D	SEGA	SEUR 2075 EUROPE -1 PUBLIC-ALLIED COMPANY	236.957	0	0
**D	SEGA	SPOR 5075 EUROPE -1 PUBLIC-ALLIED COMPANY	62.762	0	0
**D	STATE OF CONNECTICUT	RETIREMENT PLANS TRUST PLANS	87.659	0	0
**D	THE BANK OF KOREA		81.171	0	0
**D	ST FETTERMAN	POSTSECONDARY EDUCATION FUND	352	0	0
**D	FAIRFAX	SCHRODERS INTERNATIONAL STOCK FUND	3.766	0	0
**D	SCOTIA	INVESTMENT BALANCE FUND	35.948	0	0
**D	SCOTIA	INVESTMENT BALANCE FUND	1.072	0	0
**D	SEGA	SEUR 2075 EUROPE -1 PUBLIC-ALLIED COMPANY	3.526	0	0
**D	SEGA	SEUR 2075 EUROPE -1 PUBLIC-ALLIED COMPANY	3.470	0	0
**D	RUSSELL	INVESTMENT INSTITUTIONAL REGION GOVERNMENT EXCHANGE FUND	3.439	0	0
**D	RUSSELL	INVESTMENT INSTITUTIONAL REGION GOVERNMENT EXCHANGE FUND	3.439	0	0
**D	RUSSELL	INVESTMENT INSTITUTIONAL REGION GOVERNMENT EXCHANGE FUND	25.731	0	0
**D	RUSSELL	INVESTMENT INSTITUTIONAL REGION GOVERNMENT EXCHANGE FUND	949	0	0
**D	RUSSELL	INVESTMENT INSTITUTIONAL REGION GOVERNMENT EXCHANGE FUND	38.217	0	0
**D	RUSSELL	INVESTMENT INSTITUTIONAL REGION GOVERNMENT EXCHANGE FUND	48.193	0	0
**D	RUSSELL	INVESTMENT INSTITUTIONAL REGION GOVERNMENT EXCHANGE FUND	4.973	0	0
**D	RUSSELL	INVESTMENT INSTITUTIONAL REGION GOVERNMENT EXCHANGE FUND	2.560	0	0
**D	RUSSELL	INVESTMENT INSTITUTIONAL REGION GOVERNMENT EXCHANGE FUND	11.457	0	0
**D	RUSSELL	INVESTMENT INSTITUTIONAL REGION GOVERNMENT EXCHANGE FUND	40.279	0	0
**D	RUSSELL	INVESTMENT INSTITUTIONAL REGION GOVERNMENT EXCHANGE FUND	75.988	0	0
**D	RUSSELL	INVESTMENT INSTITUTIONAL REGION GOVERNMENT EXCHANGE FUND	36.045	0	0
**D	RUSSELL	INVESTMENT INSTITUTIONAL REGION GOVERNMENT EXCHANGE FUND	5.996	0	0
**D	RUSSELL	INVESTMENT INSTITUTIONAL REGION GOVERNMENT EXCHANGE FUND	1.144	0	0
**D	RUSSELL	INVESTMENT INSTITUTIONAL REGION GOVERNMENT EXCHANGE FUND	5.280	0	0
**D	RUSSELL	INVESTMENT INSTITUTIONAL REGION GOVERNMENT EXCHANGE FUND	90.956	0	0
**D	RUSSELL	INVESTMENT INSTITUTIONAL REGION GOVERNMENT EXCHANGE FUND	854	0	0
**D	RUSSELL	INVESTMENT INSTITUTIONAL REGION GOVERNMENT EXCHANGE FUND	2.652	0	0
**D	RUSSELL	INVESTMENT INSTITUTIONAL REGION GOVERNMENT EXCHANGE FUND	24.493	0	0
**D	RUSSELL	INVESTMENT INSTITUTIONAL REGION GOVERNMENT EXCHANGE FUND	1.766	0	0
**D	RUSSELL	INVESTMENT INSTITUTIONAL REGION GOVERNMENT EXCHANGE FUND	250.266	0	0
**D	RUSSELL	INVESTMENT INSTITUTIONAL REGION GOVERNMENT EXCHANGE FUND	5.743	0	0
**D	RUSSELL	INVESTMENT INSTITUTIONAL REGION GOVERNMENT EXCHANGE FUND	124.541	0	0
**D	RUSSELL	INVESTMENT INSTITUTIONAL REGION GOVERNMENT EXCHANGE FUND	338.398	0	0
**D	RUSSELL	INVESTMENT INSTITUTIONAL REGION GOVERNMENT EXCHANGE FUND	8.165	0	0
**D	RUSSELL	INVESTMENT INSTITUTIONAL REGION GOVERNMENT EXCHANGE FUND	39.684	0	0
**D	RUSSELL	INVESTMENT INSTITUTIONAL REGION GOVERNMENT EXCHANGE FUND	2.257	0	0
**D	RUSSELL	INVESTMENT INSTITUTIONAL REGION GOVERNMENT EXCHANGE FUND	32.891	0	0
**D	RUSSELL	INVESTMENT INSTITUTIONAL REGION GOVERNMENT EXCHANGE FUND	29.947	0	0
**D	RUSSELL	INVESTMENT INSTITUTIONAL REGION GOVERNMENT EXCHANGE FUND	5.261	0	0
**D	RUSSELL	INVESTMENT INSTITUTIONAL REGION GOVERNMENT EXCHANGE FUND	1.301	0	0
**D	RUSSELL	INVESTMENT INSTITUTIONAL REGION GOVERNMENT EXCHANGE FUND	134.607	0	0
**D	RUSSELL	INVESTMENT INSTITUTIONAL REGION GOVERNMENT EXCHANGE FUND	91.676	0	0



Di: delega alla persona fisica sopra indicata con il numero della scheda magnetica  
 Di delega alla persona fisica sopra indicata con il numero della scheda magnetica - relazioni affermate alla postazione assistita  
 Di rappresentanza legale alla persona fisica sopra indicata con il numero della scheda magnetica

Azionisti:	1.824	Teste:
Azionisti in proprio:	0	Azionisti in delega:

## LISTA ESITO DELLE VOTAZIONI

Oggetto: 8. Delega al Consiglio di Amministrazione, ai sensi dell'art. 2443 Cod. civ., della facoltà di deliberare, anche in più volte e per un periodo massimo di cinque anni dalla data della deliberazione assembleare, un aumento gratuito del capitale sociale

## FAVOREVOLI

Cognome	Tot. Voti	Proprio	Delega
**D COMPASS MAXIMUM GROWTH PORTFOLIO	29.201	0	29.201
**D RUSSFILL INVESTMENT COMPANY PLC	23.101	0	23.101
**D COMPASS CONSERVATIVE PORTFOLIO	40.332	0	40.332
**D COMPASS CONSERVATIVE BALANCED PORTFOLIO	177.144	0	177.144
**D COMPASS BALANCED PORTFOLIO	209.324	0	209.324
**D COMPASS BALANCED PORTFOLIO	16.709	0	16.709
**D MERCER UCITS COMMON CONTRACTUAL FUND	110.783	0	110.783
**D MERCER QIF COI	343.915	0	343.915
**D MONTANA BOARD OF INVESTMENTS	14.073	0	14.073
**D WATLING STATE RELIANCE PENSION SYSTEM	93.588	0	93.588
**D JOHNSON MACTON CORPORATION DEFINED CONTRIBUTION PLANS MASTER IA	214.000	0	214.000
**D COMMON LAW ALTERNATIVE BALANCED FUND	5.489.793	0	5.489.793
**D NEWER INTERNATIONAL EQUITY FUND	1.562.939	0	1.562.939
**D NEWER INTERNATIONAL EQUITY FUND	526.955	0	526.955
**D MERCER QIF COI	2.733	0	2.733
**D MARGOLD FACTICAL STRATEGIES LTD	323.280	0	323.280
**D MET FUND PLC	27.245	0	27.245
**D AXIOM INTERNATIONAL EQUITY INDEX POOL	21.866	0	21.866
**D THE PRUDENTIAL INSURANCE COMPANY OF AMERICA	14.032	0	14.032
**D RUSSELL INVESTMENT COMPANY PLC	754.904	0	754.904
**D RUSSELL INVESTMENT COMPANY PLC	513.576	0	513.576
**D AXIOM INTERNATIONAL EQUITY INDEX POOL	79.204	0	79.204
**D AXIOM INTERNATIONAL EQUITY INDEX POOL	10.638	0	10.638
**D AXIOM INTERNATIONAL EQUITY INDEX POOL	60.758	0	60.758
**D AXIOM INTERNATIONAL EQUITY INDEX POOL	859	0	859
**D AXIOM INTERNATIONAL EQUITY INDEX POOL	4.020	0	4.020
**D AXIOM INTERNATIONAL EQUITY INDEX POOL	136.727	0	136.727
**D AXIOM INTERNATIONAL EQUITY INDEX POOL	75.950	0	75.950
**D AXIOM INTERNATIONAL EQUITY INDEX POOL	108.256	0	108.256
**D AXIOM INTERNATIONAL EQUITY INDEX POOL	10.695	0	10.695
**D AXIOM INTERNATIONAL EQUITY INDEX POOL	95.472	0	95.472
**D AXIOM INTERNATIONAL EQUITY INDEX POOL	62.718	0	62.718
**D AXIOM INTERNATIONAL EQUITY INDEX POOL	19.530	0	19.530
**D AXIOM INTERNATIONAL EQUITY INDEX POOL	1.630.597	0	1.630.597
**D AXIOM INTERNATIONAL EQUITY INDEX POOL	839.460	0	839.460
**D AXIOM INTERNATIONAL EQUITY INDEX POOL	3.352	0	3.352
**D AXIOM INTERNATIONAL EQUITY INDEX POOL	9.927	0	9.927
**D AXIOM INTERNATIONAL EQUITY INDEX POOL	4.536	0	4.536
**D AXIOM INTERNATIONAL EQUITY INDEX POOL	37.949	0	37.949
**D AXIOM INTERNATIONAL EQUITY INDEX POOL	1.934.330	0	1.934.330
**D AXIOM INTERNATIONAL EQUITY INDEX POOL	92.408	0	92.408
**D AXIOM INTERNATIONAL EQUITY INDEX POOL	10.044	0	10.044
**D AXIOM INTERNATIONAL EQUITY INDEX POOL	12.524	0	12.524
**D AXIOM INTERNATIONAL EQUITY INDEX POOL	759	0	759
**D AXIOM INTERNATIONAL EQUITY INDEX POOL	57.390	0	57.390
**D AXIOM INTERNATIONAL EQUITY INDEX POOL	27.288	0	27.288
**D AXIOM INTERNATIONAL EQUITY INDEX POOL	1.397	0	1.397
**D AXIOM INTERNATIONAL EQUITY INDEX POOL	4.137	0	4.137
**D AXIOM INTERNATIONAL EQUITY INDEX POOL	1.416	0	1.416
**D AXIOM INTERNATIONAL EQUITY INDEX POOL	4.243	0	4.243
**D AXIOM INTERNATIONAL EQUITY INDEX POOL	2.872	0	2.872

Pagina 36

DE: delega alla persona fisica sopra indicata con il numero della scheda magnetica

+D: delega alla persona fisica sopra indicata con il numero della scheda magnetica (votazione effusiva alla postazione astenti)

R1: rappresentanza delegata alla persona fisica sopra indicata con il numero della scheda magnetica

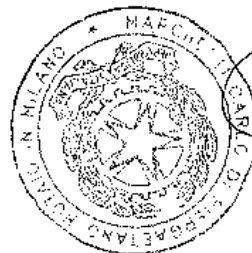
Azionisti: 1.824 Teste: 1.824  
 Azionisti in proprio: 0 Azionisti in delega: 1.824

# LISTA ESITO DELLE VOTAZIONI

Oggetto: 8. Delega al Consiglio di Amministrazione, ai sensi dell'art. 2443 Cod. civ., della facoltà di deliberare, anche in più volte e per un periodo massimo di cinque anni dalla data della deliberazione assembleare, un aumento gratuito del capitale sociale

## FAVOREVOLI

Cognome	Tot. Voti	Proprio	Delega
**D JNC MILLION ASSET WORLD INDEX FUND	4.104	0	4.104
**D YAMCERLING BALANCED GROWTH PORTFOLIO	11.623	0	11.623
**D YAMCERLING EQUITY GROWTH PORTFOLIO	12.606	0	12.606
**D FIRST CREDIT OF CREDIT SCIENTIST	739	0	739
**D TRENDEMERICA MORGAN STANLEY GLOBAL ALLOCATION VP	7.841	0	7.841
**D WITHMAN PLAT INSTITUTIONAL INTERNATIONAL GROWTH FUND	257.636	0	257.636
**D WILLIAM BLAIR COLLECTIVE INVESTMENT TRUST	218.554	0	218.554
**D TANGELINE BALANCED INCOME PORTFOLIO	1.442	0	1.442
**D TANGELINE BALANCED INCOME PORTFOLIO	8.609	0	8.609
**D SCOTIA INTERNATIONAL EQUITY INDEX TRACKER ETF	6.199	0	6.199
**D SCOTIA RESPONSIBLE INVESTING INTERNATIONAL EQUITY INDEX ETF	362	0	362
**D WILLIAM BLAIR INTERNATIONAL GROWTH FUND	427.806	0	427.806
**D AMERICAN FUNDS INSURANCE STRATEGICAL GROWTH FUND	893.000	0	893.000
**D AMERICAN FUNDS INSURANCE STRATEGICAL GROWTH AND INCOME FUND	134.386	0	134.386
**D AMERICAN FUNDS INSURANCE STRATEGICAL GROWTH AND INCOME FUND	34.378	0	34.378
**D TATANK COOPERATIVE BANK WEST CREDIT SCRODGER AGG CYCLO GROWTH FND	533	0	533
**D GOVERNMENT PENSION INVESTMENT FUND	320.957	0	320.957
**D GOVERNMENT PENSION INVESTMENT FUND	357.579	0	357.579
**D BANK COMPOSITE EMPLOYEE BENEFIT TRUST	6.366	0	6.366
**D AMERICAN FUNDS INSURANCE STRATEGICAL GROWTH FUND	1.211.135	0	1.211.135
**D CAN STAR FUND FOC	2.977.000	0	2.977.000
**D RUSSELL INVESTMENT COMPANY MANAGED INTERNATIONAL EQUITY FUND	79.043	0	79.043
**D RUSSELL INTERNATIONAL EQUITY MULTISSECTOR FUND	333.902	0	333.902
**D RUSSELL INTERNATIONAL EQUITY MULTISSECTOR TRUST	102.480	0	102.480
**D GUARDIAN INTERNATIONAL VALUE VET FUND	194.288	0	194.288
**D TITANUS SELECT INTERNATIONAL EQUITY INSTITUTIONAL TRUST	64.295	0	64.295
**D TITANUS SELECT INTERNATIONAL EQUITY INSTITUTIONAL TRUST	7.812	0	7.812
**D TITANUS SELECT INTERNATIONAL EQUITY INSTITUTIONAL TRUST	9.822	0	9.822
**D TITANUS SELECT INTERNATIONAL EQUITY INSTITUTIONAL TRUST	4.349	0	4.349
**D TITANUS SELECT INTERNATIONAL EQUITY INSTITUTIONAL TRUST	20.932	0	20.932
**D TITANUS SELECT INTERNATIONAL EQUITY INSTITUTIONAL TRUST	13.965	0	13.965
**D TITANUS SELECT INTERNATIONAL EQUITY INSTITUTIONAL TRUST	5.279	0	5.279
**D TITANUS SELECT INTERNATIONAL EQUITY INSTITUTIONAL TRUST	5.060	0	5.060
**D TITANUS SELECT INTERNATIONAL EQUITY INSTITUTIONAL TRUST	282	0	282
**D TITANUS SELECT INTERNATIONAL EQUITY INSTITUTIONAL TRUST	1.216	0	1.216
**D TITANUS SELECT INTERNATIONAL EQUITY INSTITUTIONAL TRUST	1.887	0	1.887
**D TITANUS SELECT INTERNATIONAL EQUITY INSTITUTIONAL TRUST	39.691	0	39.691
**D TITANUS SELECT INTERNATIONAL EQUITY INSTITUTIONAL TRUST	17.810	0	17.810
**D TITANUS SELECT INTERNATIONAL EQUITY INSTITUTIONAL TRUST	10.438	0	10.438
**D TITANUS SELECT INTERNATIONAL EQUITY INSTITUTIONAL TRUST	6.087	0	6.087
**D TITANUS SELECT INTERNATIONAL EQUITY INSTITUTIONAL TRUST	54.099	0	54.099
**D TITANUS SELECT INTERNATIONAL EQUITY INSTITUTIONAL TRUST	24.111	0	24.111
**D TITANUS SELECT INTERNATIONAL EQUITY INSTITUTIONAL TRUST	436.776	0	436.776
**D TITANUS SELECT INTERNATIONAL EQUITY INSTITUTIONAL TRUST	3.724	0	3.724
**D TITANUS SELECT INTERNATIONAL EQUITY INSTITUTIONAL TRUST	79.268	0	79.268
**D TITANUS SELECT INTERNATIONAL EQUITY INSTITUTIONAL TRUST	369.009	0	369.009
**D TITANUS SELECT INTERNATIONAL EQUITY INSTITUTIONAL TRUST	4.832	0	4.832
**D TITANUS SELECT INTERNATIONAL EQUITY INSTITUTIONAL TRUST	62.412	0	62.412
**D TITANUS SELECT INTERNATIONAL EQUITY INSTITUTIONAL TRUST	270.183	0	270.183
**D TITANUS SELECT INTERNATIONAL EQUITY INSTITUTIONAL TRUST	10.789	0	10.789
**D TITANUS SELECT INTERNATIONAL EQUITY INSTITUTIONAL TRUST	1.015	0	1.015



Pagina 37

1 DE\* delega alla persona fisica sopra indicata con il numero della scheda magnetica  
1.824 \*\*D delega alla persona fisica sopra indicata con il numero della scheda magnetica (votazione effettuata alla postazione assistita)  
RI\* rappresentanza legale della persona fisica sopra indicata con il numero della scheda magnetica

Azionisti: 1.824 Teste: 0  
Azionisti in proprio: 0 Azionisti in delega:

LISTA ESITO DELLE VOTAZIONI

Oggetto: 8. Delega al Consiglio di Amministrazione, ai sensi dell'art. 2443 Cod. civ., della facoltà di deliberare, anche in più volte e per un periodo massimo di cinque anni dalla data della deliberazione assembleare, un aumento gratuito del capitale sociale

FAVOREVOLI

Cognome	Tot. Voti	Proprio	Delega
**C SCHEWESCH FIAN	11.500	0	11.500
**E CITY UNIVERSITY OF NEW YORK	867	0	867
**D KRUSI I AS GLOBAL DYNAMIC ALLOCATION PORTFOLIO	34.008	0	34.008
**D TER CAPTIVE INVESTORS FUND	96.400	0	96.400
**D CARPARK INC. RETIREMENT PLAN/US	64.000	0	64.000
**D URS (US) GROUP TRUST	45.206	0	45.206
**C SIFORE XXI BANCRIE BASICA 80 SA DE C.V.	114.979	0	114.979
**C SIFORE XXI BANCRIE BASICA 85 SA DE C.V.	40.061	0	40.061
**C SIFORE XXI BANCRIE BASICA 89 SA DE C.V.	18.030	0	18.030
**C SIFORE XXI BANCRIE BASICA 90 SA DE C.V.	71.808	0	71.808
**C SIFORE XXI BANCRIE BASICA 92 SA DE C.V.	110.834	0	110.834
**C SIFORE XXI BANCRIE BASICA 95 SA DE C.V.	131.142	0	131.142
**C SIFORE XXI BANCRIE BASICA 96 SA DE C.V.	110.384	0	110.384
**C SIFORE XXI BANCRIE BASICA 97 SA DE C.V.	13.094	0	13.094
**C SIFORE XXI BANCRIE BASICA 98 SA DE C.V.	4.436	0	4.436
**C SIFORE XXI BANCRIE BASICA 99 SA DE C.V.	33.581	0	33.581
**C SIFORE XXI BANCRIE BASICA 100 SA DE C.V.	132.250	0	132.250
**C SIFORE XXI BANCRIE BASICA 101 SA DE C.V.	151.661	0	151.661
**C SIFORE XXI BANCRIE BASICA 102 SA DE C.V.	9.339	0	9.339
**C SIFORE XXI BANCRIE BASICA 103 SA DE C.V.	4.696	0	4.696
**C SIFORE XXI BANCRIE BASICA 104 SA DE C.V.	13.195	0	13.195
**C SIFORE XXI BANCRIE BASICA 105 SA DE C.V.	350	0	350
**C SIFORE XXI BANCRIE BASICA 106 SA DE C.V.	42.130	0	42.130
**C SIFORE XXI BANCRIE BASICA 107 SA DE C.V.	1.755	0	1.755
**C SIFORE XXI BANCRIE BASICA 108 SA DE C.V.	10.547	0	10.547
**C SIFORE XXI BANCRIE BASICA 109 SA DE C.V.	84	0	84
**C SIFORE XXI BANCRIE BASICA 110 SA DE C.V.	111.474	0	111.474
**C SIFORE XXI BANCRIE BASICA 111 SA DE C.V.	41.800	0	41.800
**C SIFORE XXI BANCRIE BASICA 112 SA DE C.V.	92.975	0	92.975
**C SIFORE XXI BANCRIE BASICA 113 SA DE C.V.	16.981	0	16.981
**C SIFORE XXI BANCRIE BASICA 114 SA DE C.V.	1.900.548	0	1.900.548
**C SIFORE XXI BANCRIE BASICA 115 SA DE C.V.	666.074	0	666.074
**C SIFORE XXI BANCRIE BASICA 116 SA DE C.V.	56.111	0	56.111
**C SIFORE XXI BANCRIE BASICA 117 SA DE C.V.	73.059	0	73.059
**C SIFORE XXI BANCRIE BASICA 118 SA DE C.V.	1.170.661	0	1.170.661
**C SIFORE XXI BANCRIE BASICA 119 SA DE C.V.	42.643	0	42.643
**C SIFORE XXI BANCRIE BASICA 120 SA DE C.V.	58.243	0	58.243
**C SIFORE XXI BANCRIE BASICA 121 SA DE C.V.	229.708	0	229.708
**C SIFORE XXI BANCRIE BASICA 122 SA DE C.V.	18.788	0	18.788
**C SIFORE XXI BANCRIE BASICA 123 SA DE C.V.	32.806	0	32.806
**C SIFORE XXI BANCRIE BASICA 124 SA DE C.V.	1.508	0	1.508
**C SIFORE XXI BANCRIE BASICA 125 SA DE C.V.	219.034	0	219.034
**C SIFORE XXI BANCRIE BASICA 126 SA DE C.V.	2.904	0	2.904
**C SIFORE XXI BANCRIE BASICA 127 SA DE C.V.	6.976	0	6.976
**C SIFORE XXI BANCRIE BASICA 128 SA DE C.V.	8.321	0	8.321
**C SIFORE XXI BANCRIE BASICA 129 SA DE C.V.	10.615	0	10.615
**C SIFORE XXI BANCRIE BASICA 130 SA DE C.V.	497.708	0	497.708
**C SIFORE XXI BANCRIE BASICA 131 SA DE C.V.	25.117	0	25.117
**C SIFORE XXI BANCRIE BASICA 132 SA DE C.V.	3.044	0	3.044
**C SIFORE XXI BANCRIE BASICA 133 SA DE C.V.	498.969	0	498.969

Pagina 38

Delega alle persone fisiche sopra indicata con il numero della scheda magnetica  
 +D delega alla persona fisica sopra indicata con il numero della scheda magnetica (votazione elettronica alla postazione e assillio)  
 RL: rappresentanza legittima delle persone fisiche sopra indicate con il numero della scheda magnetica

Azionisti: 1.824  
 Azionisti in proprio: 0  
 Azionisti in delega: 1.824

Totale: 1.824

1.824

## LISTA ESITO DELLE VOTAZIONI

Oggetto: 8. Delega al Consiglio di Amministrazione, ai sensi dell'art. 2443 Cod. civ., della facoltà di deliberare, anche in più volte e per un periodo massimo di cinque anni dalla data della deliberazione assembleare, un aumento gratuito del capitale sociale

## FAVOREVOLI

Courtine	Tot. Voti	Proprio	Delega
**D PEOPLE'S BANK OF CHINA	21.422	0	21.422
**D FLORES INVESTMENT CORPORATION	944.434	0	944.434
**D NIMITY ONE GLOBAL STRATEGY FUND	485.837	0	485.837
**D THE IUX FUND SOLUTIONS	507.308	0	507.308
**D MACKENZIE GLOBAL LEADERSHIP IMPACT FCF	433	0	433
**D CIBC PLANON PLAN TRUST FUND	2.446	0	2.446
**D THE ROYAL TRST FOR THE ADVANCEMENT OF LEARNING MOTTIL UNIVERSITY	29.100	0	29.100
**D COUNSEL INTERNATIONAL GROWTH	181.805	0	181.805
**D COUNSEL DEFENSIVE GLOBAL EQUITY	2.092	0	2.092
**D INCO ELECTED MASTER TRUST	104.807	0	104.807
**D IG YACREZIT EUROPEAN MID CAP EQUITY FUND	23.054	0	23.054
**D WELLINGTON IG GLOBAL EQUITY HEDGE FUND	19.599	0	19.599
**D TS MACKENZIE EUROPEAN MID CAP EQUITY CLASS	3.513	0	3.513
**D JFSSTON GLOBAL SMALL CAP EQUITY FUND LP	4.345	0	4.345
**D SYNERGY LOW VOLATILITY FUND	17.664	0	17.664
**D MACKENZIE GLOBAL LEADERSHIP IMPACT FUND	707	0	707
**D MACKENZIE EUROPEAN SMALL MDCAP FUND	287.176	0	287.176
**D MOTTIL UNIVERSITY FENSIO FUND	14.826	0	14.826
**D MACKENZIE INTERNATIONAL EQUITY INDEX EBF	11.905	0	11.905
**D CC & I INTERNATIONAL EQUITY FUND	19.809	0	19.809
**D COAL GLOBAL EQUITY FUND	19.042	0	19.042
**D COAL G GROUP GLOBAL EQUITY FUND	7.780	0	7.780
**D THE FENLAND INTERNATIONAL EQUITYINDEX FUND	137.437	0	137.407
**D BECH INTERNATIONAL EQUITY FUND	511.597	0	511.597
**D BPOH GLOBAL EQUITY FUND	2.159.482	0	2.159.482
**D ID EUROPEAN INDEX FUND	3.633	0	3.623
**D ID INTERNATIONAL EQUITY INDEX ETC	28.740	0	28.740
**D ID ACTIVE GLOBAL EQUITY GROWTH ECF	3.579	0	3.579
**D ID MORNINGSTAR ESG INTERNATIONAL EQUITY INDEX RTP	601	0	601
**D IMPERIAL INTERNATIONAL EQUITY FUND	24.813	0	24.813
**D WINTAFSE NEXT FATE INDEX NON LEVERING FUND FOR EXEMET OAC	23.458	0	23.458
**D CIBC INTERNATIONAL EQUITY FUND	36.140	0	36.140
**D CIBC EUROPEAN INDEX FUND	3.707	0	3.707
**D CIBC FOCLED INTERNATIONAL EQUITY INDEX FUND	1.054	0	1.054
**D CIBC INTERNATIONAL EQUITY INDEXETIF	473	0	473
**D FUNDIS GLOBALE LA SOCIETE DETRANSFORM DE MONTREAL	81.624	0	81.623
**D REGIME DE RENTR DE MOVEMENT DESQUARDING	2.247	0	2.247
**D DESQUARDING GLOBAL SMALL CAP EQUITY FUND	197.326	0	197.326
**D ALBERTA INVESTMENT MANAGEMENT CORPORATION	60.433	0	60.433
**D STARS STRIFT CCF	9.081	0	9.081




Pagina 39

1 DE\* delega alla persona fisica sopra indicata con il numero della scheda magnetica  
 1.824 \*\*D delega alla persona fisica sopra indicata con il numero della scheda magnetica (votazione effettuata alla posizione assinta)  
 RI\* rappresentanza legale della persona fisica sopra indicata con il numero della scheda magnetica

Azionisti: 1.824 Teste:  
 Azionisti in proprio: 0 Azionisti in delega:

Totale voti 472.486.828  
 Percentuale votanti % 99,337794  
 Percentuale Capitale % 77,441640



Copia su supporto informatico conforme al documento originale su supporto cartaceo a sensi dell'art. 22, D. Lgs 7 marzo 2005 n. 82 , in termine utile di registrazione per il Registro Imprese di Milano -Monza- Brianza - Lodi

Firmato Carlo Marchetti

Milano, 25 maggio 2022

Assolto ai sensi del decreto 22 febbraio 2007 mediante M.U.I.



LISTA ESITO DELLE VOTAZIONE

Oggetto: 9. Delega al Consiglio di Amministrazione, ai sensi dell'art. 2443 Cod. civ., della facoltà di deliberare nel 2027 un aumento gratuito del capitale sociale, ai sensi dell'art. 2349 Cod. civ., di massimi Euro 35.671,35

CONTRARI

Cognome	Tot. Voti	Proprio	Delega
1. COMPUTERSHARE SPA RAPP. DESIGNATO IN QUALITÀ DI SUBDELEGATO 135-NAVJCS (SP. TREVISAN) IN PERSONA DI ELZA ALBERTO	0	0	0
**D CREDIT SUISSE INDEX FUND (LUX)	298.293	0	298.293
**D WILBERS ACTIONS EUROPE SYST AG	82.030	0	82.030
**D CANSSE DES DEPOTS ET CONSIGNATIONS	50.185	0	50.185
**D CSIF CH I I EQUITY WORLD EX CH MINIMUM VOLATILITY CREDIT SUISSE FUNDS AG	18.841	0	18.841
**D PROFOND UBERELLA AKTIEN AUSLAND MINIMUM VOLATILITY CREDIT SUISSE FUNDS AG	8.236	0	8.236
**D CSIF CH SOCIETY EUROPE EX CH BLUE CREDIT SUISSE FUNDS AG	14.821	0	14.821
**D CSIF CH I I EQUITY WORLD EX CH QUALITY PENSION FUND CREDIT SUISSE FUNDS AG	3.821	0	3.821
**D CSIF 2 CREDIT SUISSE LCM SMALL CAP ALPHA LONG SHORT FUND	419.909	0	419.909
**D CSIF 2 CREDIT SUISSE LCM SMALL CAP ALPHA LONG SHORT FUND	170.192	0	170.192
**D UNIVERSITIES SUPERANNUATION SCHEME	341.224	0	341.224
**D CSIF CH EQUITY ENG CREDIT SUISSE FUNDS AG	232.066	0	232.066
**D PK CSG WORLD EQUITY CREDIT SUISSE FUNDS AG	54.471	0	54.471
**D CSIF CH I I EQUITY WORLD EX CH VALUE WEIGHTED PENSION FUND CREDIT SUISSE FUNDS AG	18.942	0	18.942
**D AXA VORSORGE FONDS EQUITIES GLOBAL MARKETS III CREDIT SUISSE FUNDS AG	1.244	0	1.244
**D AXA VORSORGE FONDS II EQUITIES GLOBAL MARKETS III CREDIT SUISSE FUNDS AG	1.295	0	1.295
**D CREDIT SUISSE LCM ENTREPRENEUR EQUITY FUND	32.212	0	32.212
**D CITY OF LOS ANGELES FIRE AND POLICE PENSION PLAN	109.535	0	109.535
**D CREDIT SUISSE ASSET MANAGEMENT LLC ON BEHALF OF CS HOLDING CO CREDIT SUISSE ASSET MANAGEMENT SWITZERLAND AG ACTING AS	744.961	0	744.961
**D SLICHTING PENSIOENFONDS METAAL EN TECHNIEK NM SERVICES	149.274	0	149.274
**D STICHTING MN SERVICES	96.520	0	96.520
**D ECOFI AVENIR PLUS	328.384	0	328.384
**D ECOFI ACTIONS RENDEMENT EURO	56.708	0	56.708
**D ECOFI ACTIONS RENDEMENT EURO	36.000	0	36.000
**D ECOFI ACTIONS RENDEMENT EURO	29.500	0	29.500

Totale voti	3.298.664
Percentuale votanti %	0,693526
Percentuale Capitale %	0,540658



Assemblea Straordinaria del 28 aprile 2022

LISTA ESITO DELLE VOTAZIONI

Oggetto: 9. Delega al Consiglio di Amministrazione, ai sensi dell'art. 2443 Cod. civ., della facoltà di deliberare nel 2027 un aumento gratuito del capitale sociale, ai sensi dell'art. 2349 Cod. civ., di massimi Euro 35.671,35

ASTENUTI

Cognome	Tot. Voti	Proprio	Delega
Totale voti	0		
Percentuale votanti %	0,000000		
Percentuale Capitale %	0,000000		

Assemblea Straordinaria del 28 aprile 2022

LISTA ESITO DELLE VOTAZIONE

Oggetto: 9. Delega al Consiglio di Amministrazione, ai sensi dell'art. 2443 Cod. civ., della facoltà di deliberare nel 2027 un aumento gratuito del capitale sociale, ai sensi dell'art. 2349 Cod. civ., di massimi Euro 35.671,35

**NON VOTANTI**

Cognome	Tot. Voti	Proprio	Delega
Totale voti	0		
Percentuale votanti %	0,000000		
Percentuale Capitale %	0,000000		



## LISTA ESITO DELLE VOTAZIONI

Oggetto: 9. Delega al Consiglio di Amministrazione, ai sensi dell'art. 2443 Cod. civ., della facoltà di deliberare nel 2027 un aumento gratuito del capitale sociale, ai sensi dell'art. 2349 Cod. civ., di massimi Euro 35.671,35

## FAVOREVOLI


Cognome	Tot. Voti	Proprio	Delega
1. COMPERSHARE SPA RAPPR. DESIGNATO IN QUALITÀ DI SUBDELEGATO 135-NOVIES (SIO.PREVISAN) IN PERSONA DI ELIA ALBERTO	0	0	0
**D UNIVERSAL INVESTMENT GMEH	87.502	0	87.502
**D RAIFETSA FUND CR FOCUS INTEREST	9.000	0	9.000
**D STOCK SMALL CAPS OPT	860.000	0	860.000
**D BELIUS EQUITIES NV	678.738	0	678.738
**D BELIUS PENSION FUND HIGH EQUITIES	646.084	0	646.084
**D BELIUS PENSION FUND LOW EQUITIES	87.825	0	87.825
**D BELIUS PENSION FUND BALANCED PLUS	203.987	0	203.987
**D UNIVERSAL INVEST SICAV	542.929	0	542.929
**D BELIN PRIVATE BANK NV	243.091	0	243.091
**D DPM I	13.100	0	13.100
**D CONVICTON PATRIMOINE	10.900	0	10.900
**D II	9.725	0	9.725
**D DPM II	2.792.200	0	2.792.200
**D DPM III	30.000	0	30.000
**D DPM IV	156.084	0	156.084
**D UNISOPRA MIDSMALL CAPS	281.300	0	281.300
**D PICTET CH INSTITUTIONAL - EUROPEAN EX SWISS EQUITIES TRACKER EX SI	21.008	0	21.008
**D IF 7ST - GLOBAL INDEX	22.562	0	22.562
**D SYN ACT EUROPE EX-CH-A-MUNDI	41.537	0	41.537
**D NEMON FUND - EUROPEAN MARKET NEUTRAL FUND	105.724	0	105.724
**D PICTET CH INSTITUTIONAL-WORLD EX SWISS EQUITIES TRACKER US TE EX SI	7.641	0	7.641
**D PICTET CH INSTITUTIONAL - EUROPEAN EX SWISS EQUITIES TRACKER	29.486	0	29.486
**D PICTET CH INSTITUTIONAL - WORLD EX SWISS EQUITIES TRACKER	5.645	0	5.645
**D WORLD TRADE ORGANIZATION PENSION PLAN	41.533	0	41.533
**D SYN ACTIONS EUROPE (EX-CH) B-UES	7.140	0	7.140
**D PICTET CH INSTITUTIONAL - WORLD EX SWISS EQUITIES TRACKER	46.590	0	46.590
**D RANQUE PICTET SAS CIE SA	18.421	0	18.421
**D PICTET CH INSTITUTIONAL - EUROPEAN EX SWISS EQUITIES TRACKER	2.225	0	2.225
**D PICTET CH INSTITUTIONAL - WORLD EX SWISS EQUITIES TRACKER US TE	7.367	0	7.367
**D PICTET CH - GLOBAL EQUITIES	62.052	0	62.052
**C PICTET-EUROPE INDEX	2.765.594	0	2.765.594
**D NEMON FUND - MENNON EUROPEAN FUND	61.683	0	61.683
**D FRONTIER COMMUNICATIONS PENSION PLAN	102.726	0	102.726
**C KSCI EUROPE EQUITY INDEX FUND B (EUROSCB)	8.037	0	8.037
**C NPS LIMITED	3.251	0	3.251
**C SCHRODER DIVERSIFIED GROWTH PORTFOLIO, L.P.	4.621	0	4.621
**D MC REYTE	365	0	365
**D NSCC EMO IMI INDEX FUND B (EMOTXIG)	246.599	0	246.599
**D WSPF INTERNATIONAL EQUITIES TRUST	3.467	0	3.467
**D KOREA GENERATIONFUND 90-TAL	25.268	0	25.268
**D ADK LIFE ASSURANCE COMPANY DESIGNATED ACTIVITY COMPANY	7.920	0	7.920
**D BLACKROCK INTERNATIONAL INDEX V.I. FUND OF BLACKROCK VARIABLE SERIES FUNDS, INC.	16.125	0	16.125
**D VGV FOLFOXUS PAI	123.498	0	123.498
**D US ASSET MANAGEMENT LIFE LTD	1.123.357	0	1.123.357
**D VILLIV. PENSION & LIVESTOCKING A/S	10.008	0	10.008
**D FORD PENSION UNIVERSAL	95.339	0	95.339
**D SIEMENS-FONDS SIEMENS-RENT	419.426	0	419.426
**D BLACKROCK INDEX SELECTION FUND	71.072	0	71.072
**D BT WHOLESALE MULTI-MANAGER INTERNATIONAL SHARE FUND	609.955	0	609.955
**D NORDIA I SICAV	125.670	0	125.670
**D CUSTODY BANK OF JAPAN, LTD. AS TRUSTEE FOR PENSION FUND ASSOCIATION			

LISTA ESITO DELLE VOTAZIONI

Oggetto: 9. Delega al Consiglio di Amministrazione, ai sensi dell' art. 2443 Cod. civ., della facoltà di deliberare nel 2027 un aumento gratuito del capitale sociale, ai sensi dell' art. 2349 Cod. civ., di massimi Euro 35.671,35

FAVOREVOLI

Cognome	Tot. Voti	Proprio	Delega
**D BLACKROCK MSCI SAFE EQUITY INDEX NON-LENDABLE FUND B	110.035	0	110.035
**D BLACKROCK TACTICAL OPPORTUNITIES FUND OF BLACKROCK FUNDS	11.050	0	11.050
**D IBM PERSONAL PENSION PLAN TRUST	2.161	0	2.161
**D RT INTERNATIONAL SHARES INDEX FUND	47.788	0	47.788
**D BLACKROCK CDN MSCI SAFE EQUITY INDEX FUND	267.941	0	267.941
**D FIDELITY INVESTMENT FUNDS - FIDELITY INDEX EUROPE EX UK FUND	43.467	0	43.467
**D BLACKROCK INSTITUTIONAL TRUST COMPANY, N.A. INVESTMENT FUNDS FOR EMPLOYEE BENEFIT TRUSTS	4.121.229	0	4.121.229
**D BLACKROCK INSTITUTIONAL POOLED FUNDS PLC	113.777	0	113.777
**D NORDEA EUROPEAN SMALLER COMPANIES FUND	61.936	0	61.936
**C INVESTINGSTOFENINGEN NORDEA INVEST - BARRENDYGLIGR AKTIER XL	127.969	0	127.969
**C THURIT SAVINGS PLAN	2.346.977	0	2.346.977
**D CONNECT:CVI GENERAL LIFE INSURANCE COMPANY	11.359	0	11.359
**D ACTIAEGL-FONDS DSPT	46.283	0	46.283
**D T. ROWE PRICE GLOBAL ALLOCATION FUND, INC.	42.702	0	42.702
**D VANGUARD TRUST III MASTER COLLECTIVE INVESTMENT FUNDS TRUST	23.081	0	23.081
**D VANGUARD INTERNATIONAL SHARES SELECT EXCLUSIONS INDEX FUND	11.490	0	11.490
**D MULTI-MANAGER INTERNATIONAL FORTY STRATEGIES FUND	600.610	0	600.610
**D MSCI EQUITY INDEX FUND B - ITALY (MSIIB)	273.256	0	273.256
**D INVESTINGSTOFENINGEN NORDEA INVEST EUROPE ENHANCED XL	2.692	0	2.692
**D VGV FONDUS METALLER	415.000	0	415.000
**D NORDEA SUSTAINABLE SELECTION GROWTH FUND	11.148	0	11.148
**D MONTENAP GLOBAL FUNDS	28.465	0	28.465
**D CUSTODY BANK OF JAPAN, LTD. AS TRUSTEE FOR JAPAN SCIENCE AND TECHNOLOGY AGENCY 16619-9962	13.075	0	13.075
**D T. ROWE PRICE FUNDS ORIC - CONTINENTAL EUROPEAN EQUITY FUND	3.701	0	3.701
**D VARIABLE PORTFOLIO - PARTNERS INTERNATIONAL CORE EQUITY FUND	1.582.348	0	1.582.348
**D CAPITALFORENINGEN PENSAM INVEST, PSI 3 GLOBALE AKTIER 3	32.053	0	32.053
**D MSCI ACWI EX-U.S. IMI INDEX FUND B2	34.668	0	34.668
**D MACQUARIE INTERNATIONAL EQUITIES FUND	10.876	0	10.876
**D VANGUARD ETHICALLY CONSCIOUS INTERNATIONAL SHARES INDEX FUND	31.636	0	31.636
**D VANGUARD INTERNATIONALLY CONSCIOUS INTERNATIONAL SHARES INDEX FUND	316.100	0	316.100
**D NATIONAL PENSION INSURANCE FUND	3.559	0	3.559
**D ARVESTAR ASSET MANAGEMENT SA REPRESENTING ARGENTIA PENSIONSPAAJFONDS	527.720	0	527.720
**D NATIONWIDE INTERNATIONAL INDEX FUND	46.127	0	46.127
**D TOORLE DEVELOPED MARKETS EQUITIES (HEDGED) FUND	23.687	0	23.687
**D BLACKROCK CDN MSCI ACWI EX-CANADA INDEX FUND	14.606	0	14.606
**D THE LABOUR UNION CO-OPERATIVE RETIREMENT FUND	2.355	0	2.355
**D EQ ADVISORS TRUST - EQ/AA DYNAMIC GROWTH PORTFOLIO	6.731	0	6.731
**D T. ROWE PRICE INTERNATIONAL EQUITY INDEX TRUST	20.843	0	20.843
**D CONSTRUCTION AND BUILDING UNIONS SUPERANNUATION FUND	27.238	0	27.238
**D MC-FONDS F55	6.436	0	6.436
**D ARGENTIA DE	163.215	0	163.215
**D NORDEA 2 S-CAP	403.786	0	403.786
**D MAIN VT-UNIVERSAL-FONDS	1.210	0	1.210
**D UNIVERSAL-INVESTMENT-GESELLSCHAFT MBH RE ZEIT-UNIVERSAL-FONDS	69.609	0	69.609
**D NEW YORK LIFE INSURANCE & ANNUITY CORPORATION	2.427	0	2.427
**D ARTEMIS EUROPEAN OPPORTUNITIES FUND	194.866	0	194.866
**D KOOKMIN BANK ACTING AS TRUSTEE OF KPIGIRIA ABSOLUTE RETURN PRIVATELY PLACED MASTER INVESTMENT TRUST	2.656	0	2.656
**D MAIN 1 - UNIVERSAL - FONDS	127.656	0	127.656
**D QANTAS SUPERANNUATION LIMITED AS TRUSTEE FOR THE QANTAS SUPERANNUATION PLAN	558	0	558
**D TIF PENSION FUND	206.823	0	206.823
**D AUSTRALIANSUPER	27.683	0	27.683



## LISTA ESITO DELL'VOTAZIONE

Oggetto: 9. Delega al Consiglio di Amministrazione, ai sensi dell'art. 2443 Cod. civ., della facoltà di deliberare nel 2027 un aumento gratuito del capitale sociale, ai sensi dell'art. 2349 Cod. civ., di massimi Euro 35.671,35

## FAVOREVOLI

Cognome	Tot. Voti	Proprio	Delega
**D MI-FONDS F.A.	23.907	0	23.907
**D THE MASTER TRUST BANK OF JAPAN, LTD. AS TRUSTEE FOR GOVERNMENT PENSION INVESTMENT FUND 400045887	43.246	0	43.246
**D EMEO-FONDS	15.230	0	15.230
**D THE MASTER TRUST BANK OF JAPAN, LTD. AS TRUSTEE FOR ORGANIZATION FOR WORKERS' RETIREMENT ALLOWANCE FUND 400021898	52.740	0	52.740
**D T. ROME PRICE FUND SICAV	258.578	0	258.578
**D SAS TRUSTEE CORPORATION POOL FUND	58.760	0	58.760
**D MI-FONDS 392	388.900	0	388.900
**D BUREAU OF LABOR FUNDS-LABOR PENSION FUND	155.257	0	155.257
**D VERDIPAZIFONDET TRUST COMPANY EUROPA	382.308	0	382.308
**D VERDIPAZIFONDET EQUINOR ASJER EUROPA	9.000	0	9.000
**D ALLIATE GLOBAL INVESTORS GMBH RE ALIANCE-FONDS AOKW-AR	2.240	0	2.240
**D SCHRODER INTERNATIONAL ALPHA PORTFOLIO, L.P.	169.651	0	169.651
**D AOR FUNDS - AOR INTERNATIONAL DEFENSIVE STYLE FUND	33.219	0	33.219
**D T. ROME PRICE INTERNATIONAL SMALL-CAP EQUITY TRUST	485.242	0	485.242
**D THE MASTER TRUST BANK OF JAPAN, LTD. AS TRUSTEE FOR ORGANIZATION FOR WORKERS' RETIREMENT ALLOWANCE FUND 400021898	24.435	0	24.435
**D MFS INTERNATIONAL NEW DISCOVERY FUND	988.037	0	988.037
**D STELLAR INSURANCE, LTD.	2.652	0	2.652
**D ARACCO US RETIREMENT INCOME PLAN TRUST	600	0	600
**D MINISTRY OF ECONOMY AND FINANCE	43.872	0	43.872
**D NORDEA SUSTAINABLE SELECTION BALANCED FUND	11.444	0	11.444
**D MORGAN STANLEY INVESTMENT FUNDS	28.610	0	28.610
**D FORTERUKA PENSION UNIVERSAL	10.219	0	10.219
**D NORDEA GLOBAL PASSIVE FUND	28.863	0	28.863
**D MAINSTAY RPOCH CAPITAL GROWTH FUND	45.515	0	45.515
**D EPS	8.517	0	8.517
**D THE MASTER TRUST BANK OF JAPAN, LTD. AS TRUSTEE FOR FUND400045826	355.462	0	355.462
**D STICHLING PENSIONFONDS PROVIDUM	2.865	0	2.865
**D SCHRODER INTERNATIONAL SELECTION FUND	172.493	0	172.493
**D NORDEA SUSTAINABLE SELECTION RETURN FUND	950	0	950
**D FUNDACAO CALOUSTE GUILBERTIAN	366.869	0	366.869
**D EQ ADVISORS TRUST - ATM INTERNATIONAL MANAGED VOLATILITY PORTFOLIO	5.094	0	5.094
**D UI-FONDS BAY REI AKTIEN	48.764	0	48.764
**D THE MASTER TRUST BANK OF JAPAN, LTD. AS TRUSTEE FOR FUND400045794	350.374	0	350.374
**D FIDUCITY INVESTMENT FUNDS - FIDUCITY INDEX WORLD FUND	481.845	0	481.845
**D INVESTINGFORENEN NORDEA INVEST GLOBAL ACTIVER INDEXES KL	49.668	0	49.668
**D VANGUARD INTERNATIONAL SEARIS INDEX FUND	3.296	0	3.296
**D INVESTINGFORENEN NORDEA INVEST EUROPA SWAMI CAP KL	226.983	0	226.983
**D NORDEA EUROPEAN PASSIVE FUND	24.805	0	24.805
**D NORDEA GENERATIONSFOND GO-TAL	9.547	0	9.547
**D EQ ADVISORS TRUST - EQ/INTERNATIONAL MANAGED VOLATILITY PORTFOLIO	38.933	0	38.933
**D STICHLING PENSIONFONDS VORAK	76.412	0	76.412
**D EQ-aktien-UNIVERSAL-FONDS	88.730	0	88.730
**D EQ ADVISORS TRUST - EQ/GLOBAL EQUITY MANAGED VOLATILITY PORTFOLIO	70.210	0	70.210
**D THE MASTER TRUST BANK OF JAPAN, LTD. AS TRUSTEE FOR FUND400045792	22.490	0	22.490
**D GOVERNMENT SUPERANNUATION FUND	683.156	0	683.156
**D THE MASTER TRUST BANK OF JAPAN, LTD. AS TRUSTEE FOR FUND400045795	102.288	0	102.288
**D EQ ADVISORS TRUST - EQ/AB DYNAMIC MODERATE GROWTH PORTFOLIO	573.615	0	573.615
**D VERDIPAZIFONDET NORDEA GLOBAL	14.864	0	14.864
**D BUREAU OF LABOR FUNDS - LABOR RETIREMENT FUND	57.308	0	57.308
**D STATE OF WYOMING	5.545	0	5.545
	29.113	0	29.113

## Pagina 6

D: delega alla persona fisica sopra indicata con il numero della scheda magnetica

D delega alla persona fisica sopra indicata con il numero della scheda magnetica (votazione effettuata alla postazione assistita)

RL: rappresentanza legale alla persona fisica sopra indicata con il numero della scheda magnetica

1

1.821

Teste:

0

Azionisti:

Azionisti in proprio:

## LISTA ESITO DELLE VOTAZIONI:

Oggetto: 9. Delega al Consiglio di Amministrazione, ai sensi dell'art. 2443 Cod. civ., della facoltà di deliberare nel 2027 un aumento gratuito del capitale sociale, ai sensi dell'art. 2349 Cod. civ., di massimi Euro 35.671,35

## FAVOREVOLI

Cognome	Tot. Voti	Proprio	Delega
**D CDR KSCI SAFE MINIMUM VOLATILITY INDEX FUND	7.009	0	7.009
**D ROBIN 3-FONDS	325.483	0	325.483
**D BLACKROCK CON WORLD INDEX FUND	23.594	0	23.594
**D USI INTERNATIONAL INDEX FUND	91.127	0	91.127
**D FRANKLIN INTERNATIONAL CORE EQUITY FUND	131.333	0	131.333
**D TCGPDM DEVELOPED MARKETS EQUITIES (SOWESEN INVESTOR - MERGED) FUND	89.067	0	89.067
**D T. ROWE PRICE INTERNATIONAL DISCOVERY FUND	3.714.875	0	3.714.875
**D FUNDSHARES DEVELOPED MARKETS EX - US QUALITY LOW VOLATILITY INDEX FUND	30.888	0	30.888
**D BRNSTL SHELL RETIREMENT BENEFIT FUND	848	0	848
**D INVIT INTERNATIONAL INDEX FUND	71.528	0	71.528
**D EQUITABLE FINANCIAL LIFE INSURANCE COMPANY	5.452	0	5.452
**D T. ROWE PRICE EUROPEAN STOCK FUND	863.399	0	863.399
**D FLEXSHARES MORNINGSTAR DEVELOPED MARKETS EX-US FACTOR TILT INDEX FUND	11.836	0	11.836
**D MANAGED PORTFOLIO SERIES INTERNATIONAL SHARES FUND1	18.094	0	18.094
**D FLEXSHARES INTERNATIONAL QUALITY DIVIDEND INDEX FUND	285.250	0	285.250
**D TRINITY COLLEGE CAMBRIDGE	9.039	0	9.039
**D SIX CIRCLES INTERNATIONAL UNCONSTRAINED EQUITY FUND	666.389	0	666.389
**D JNL/FRANKLIN TEMPLETON GROWTH ALLOCATION FUND	105.000	0	105.000
**D ABU DHABI PENSION FUND	73.282	0	73.282
**D TESTSTA SUPERANNUATION SCHEME	19.588	0	19.588
**D DEVELOPED EX-FOSSIL FUEL INDEX FUND B (FUEVXFF)	127	0	127
**D THE CHANCELLOR, MASTERS AND SCHOLARS OF THE UNIVERSITY OF CAMBRIDGE	3.645	0	3.645
**D GENANA SICAV-SIF, S.A.	23.534	0	23.534
**D NORDA SUSTAINABLE EQUITIES GLOBAL FUND	104.761	0	104.761
**D THE MASTER TRUST BANK OF JAPAN, LTD. AS TRUSTEE FOR FEDERATION OF NATIONAL PUBLIC SERVICE PERSONNEL MUTUAL AID ASSOCIATION	55.750	0	55.750
**D DEEROF PRICAM ASSET MANAGEMENT REPRESENTING ERGO FUND	23.500	0	23.500
**D SUBCA-FONDS	2.466	0	2.466
**D LVFI EQUITY EUROPE	63.243	0	63.243
**D MACQUARIE MULTI-FACTOR FUND	6.316	0	6.316
**D M2-FONDS 178	6.776	0	6.776
**D NEW YORK STATE COMMON RETIREMENT FUND	91.108	0	91.108
**D MINE SUPERANNUATION FUND	22.702	0	22.702
**D ISHARES WHOLESALF SCREENED INTERNATIONAL EQUITY INDEX FUND	4.501	0	4.501
**D EQ ADVISORS TRIST - EQ/INTERNATIONAL CORE MANAGED VOLATILITY PORTFOLIO	25.374	0	25.374
**D NORDA SUSTAINABLE SELECTION MODERNE FUND	6.446	0	6.446
**D FOSSPA AP - LOYEN	129.947	0	129.947
**D THE MASTER TRUST BANK OF JAPAN, LTD. AS TRUSTEE FOR MTBJ400045832	103.248	0	103.248
**D HUKA-UNIVERSAL-FONDS I	92.530	0	92.530
**D VANGUARD TOTAL INTERNATIONAL STOCK INDEX FUND	7.856.876	0	7.856.876
**D SIEMENS DC BALANCED	2.685	0	2.685
**D VANGUARD FINICIARY TRUST COMPANY INSTITUTIONAL TOTAL INTERNATIONAL STOCK MARKET INDEX TRUST II	3.190.220	0	3.190.220
**D INTECH GLOBAL ALL COUNTRY ENHANCED INDEX FUND LLC	435	0	435
**D NORDA GENERATIONSFOND 70-VAL	47.686	0	47.686
**D THE MASTER TRUST BANK OF JAPAN, LTD. AS TRUSTEE FOR MTRG400045829	650.803	0	650.803
**D NORDA GENERATIONSFOND 80-VAL	25.046	0	25.046
**D M2-FONDS G55	3.696	0	3.696
**D NORDA GENERATIONSFOND 50-FAL	2.367	0	2.367
**D EQ ADVISORS TRUST - EQ/AB DYNAMIC AGGRESSIVE GROWTH PORTFOLIO	3.529	0	3.529
**D IFM GLOBAL INDEXED EQUITIES FUND	1.107	0	1.107
**D WESTPAC WHOLESALF UNWEDED INTERNATIONAL SHARE TRUST	152.273	0	152.273
**D T. ROWE PRICE INTERNATIONAL EQUITY INDEX FUND	25.598	0	25.598



Pagina 7

DE\* delega alla persona fisica sopra indicata con il numero della scheda magnetica  
\*\*D delega alla persona fisica sopra indicata con il numero della scheda magnetica (Votazione effettuata alla postazione assistita)  
KL\* rappresentanza legale alla persona fisica sopra indicata con il numero della scheda magnetica

Azionisti: 1.821 Teste: 1  
Azionisti in proprio: 0 Azionisti in delega: 1.821

## LISTA ESITO DELLE VOTAZIONI

Oggetto: 9. Delega al Consiglio di Amministrazione, ai sensi dell'art. 2443 Cod. civ., della facoltà di deliberare nel 2027 un aumento gratuito del capitale sociale, ai sensi dell'art. 2349 Cod. civ., di massimi Euro 35.671,35

## FAVOREVOLI

Cognome	Tot. Voti	Proprio	Delega
**D ISMARES ALL-COUNTRY EQUITY INDEX FUND	2.188	0	2.188
**D STX CIRCULUS MANAGED EQUITY PORTFOLIO INTERNATIONAL UNCONSERVED FUND	181.939	0	181.939
**D WESTAC WHOLESALE INTERNATIONAL SHARE NO. 3 TRUST	1.470	0	1.470
**D CUSTODY BANK OF JAPAN, LTD. RE: R3 TOKIN 18420-7095	76.000	0	76.000
**D MS HOR-ZON FUNDS SICAV-MS HORIZONS MULTIACTIVOS GLOBAL CONSERVADOR FUND	174	0	174
**D VANGUARD INVESTMENTS COMMON CONTRACTUAL ED/VANG FUSE DEVELOPED WORLD EX UK OMN CNT FD	11.496	0	11.496
**D SCHRODER DIVERSIFIED GROWTH TRUST	5.176	0	5.176
**D MS HOR-ZON FUNDS SICAV-MS HORIZONS MULTIACTIVOS GLOBAL PRUDENTE FUND	1.047	0	1.047
**D VANGUARD FUNDS PUBLIC LIMITED COMPANY	521.161	0	521.161
**D VANGUARD INVESTMENTS IT CCF - VANGUARD FUSE DEVELOPED WORLD IT CCF	16.582	0	16.582
**D SCHRODER INTERNATIONAL EQUITY TRUST	141.690	0	141.690
**D LEGAL & GENERAL GLOBAL DEVELOPED EQUITY INDEX FUND	245	0	245
**D VANGUARD INVESTMENT SERVICES PUBLIC LIMITED COMPANY	699.261	0	699.261
**D VANGUARD INVESTMENTS COMMON CONTRACTUAL ED/VANG FUSE DEVELOPED WORLD EX UK CCF	55.580	0	55.580
**D FIDELITY UCITS II ICV/FIDELITY MSCI WORLD INDEX FUND	21.287	0	21.287
**D CUSTODY BANK OF JAPAN, LTD. RE: R3 TOKIN 18420-7096	76.000	0	76.000
**D VANGUARD INVESTMENTS COMMON CONTRACTUAL ED/VANG FUSE DEVELOPED WORLD OMN CNT FD	14.648	0	14.648
**D FIDELITY FUNDS - SUSTAINABLE RESEARCH ENHANCED EUROPE EQUITY POOL	23	0	23
**D FIDELITY UCITS ICV - FIDELITY SUSTAINABLE RESEARCH ENHANCED EUROPE EQUITY UNITS F77	1.848	0	1.848
**D VARIABLE INSURANCE PRODUCTS FUND II: INTERNATIONAL INDEX PORTFOLIO	8.860	0	8.860
**D EUROPEAN EQUITY FUND, SERIES OF KOKUSAI TRUST	7.235	0	7.235
**D BNC MASTER PENSION TRUST	325.881	0	325.881
**D THE MASTER TRUST BANK OF JAPAN, LTD. RE: NISSAN FOREIGN EQUITY PASSIVE MOTHER FUND (ONLY FOR PENSION)	11.931	0	11.931
**D FIDELITY SALEM STREET TRUST: FIDELITY SAI INTERNATIONAL MOMENTUM INDEX FUND	155.932	0	155.932
**D FIDELITY SALEM STREET TRUST: FIDELITY GLOBAL EX U.S. INDEX FUND	213.893	0	213.893
**D ING DIRECT SICAV	34.089	0	34.089
**D TROUSLEAU ROC EUROPE	89.500	0	89.500
**D CUSTODY BANK OF JAPAN, LTD. RE: SIB FOREIGN STOCK INDEX MOTHER FUND (CURRENCY HEDGED)	15.000	0	15.000
**D TRUSTEAM ROC FLEX	48.638	0	48.638
**D THE MASTER TRUST BANK OF JAPAN, LTD. RE: NISSAN FOREIGN EQUITY INDEX MOTHER FUND	1.979	0	1.979
**D FIDELITY UCITS II ICV/FIDELITY MSCI EUROPE INDEX FUND	39.668	0	39.668
**D FIRST TRUST INTERNATIONAL DEVELOPED CAPITAL STRENGTHS ETF	50.843	0	50.843
**D THE MASTER TRUST BANK OF JAPAN, LTD. RE: KOTRA00021536	179.260	0	179.260
**D RAIFER INTERNATIONAL SMALL CAP EQUITY COLLECTIVE TRUST FUND	96.646	0	96.646
**D FIDELITY SALEM STREET TRUST: FIDELITY SAI INTERNATIONAL QUALITY INDEX FUND	3.082	0	3.082
**D CUSTODY BANK OF JAPAN, LTD. RE: SIB BNP PARIBAS EUROPE EQUITY INCOME AND GROWTH MOTHER FUND	178.547	0	178.547
**D FIDELITY SALEM STREET TRUST: FIDELITY TOTAL INTERNATIONAL INDEX FUND	335.794	0	335.794
**D SCHWAB INTERNATIONAL INDEX FUND	1.465	0	1.465
**D DEVELOPED INTERNATIONAL EQUITY SELECT ETF	32.478	0	32.478
**D VANGUARD INVESTMENTS IT CCF/VANGUARD SRI FUSE DEVELOPED EUROPE II CCF	21.934	0	21.934
**D CUSTODY BANK OF JAPAN, LTD. RE: SMTR GLOBAL SMALLER COMPANIES MOTHER FUND	577.246	0	577.246
**D SCHRODER INTERNATIONAL ALPHA TRUST	1.686	0	1.686
**D XV-AMS GLOBAL EQUITY ASSET FUND	8.439	0	8.439
**D THE MASTER TRUST BANK OF JAPAN, LTD. RE: NISSAN EURO STOXX ESG-X (COPY HEDGED) (PRIVATELY PLACED INVESTMENT TRUST)	13.396	0	13.396
**D VANGUARD INVESTMENTS IT CCF-VANGUARD SRI FUSE DEVELOPED WORLD II CCF	65.296	0	65.296
**D THE MASTER TRUST BANK OF JAPAN, LTD. RE: NISSAN EURO STOXX (COPY HEDGED) (PRIVATELY PLACED INVESTMENT TRUST)	38.247	0	38.247
**D SCHWAB FUNDAMENTAL INTERNATIONAL SMALL COMPANY INDEX FUND	16.853	0	16.853
**D THE MASTER TRUST BANK OF JAPAN, LTD. RE: KOTRA00021492	1.350	0	1.350
**D THE MASTER TRUST BANK OF JAPAN, LTD. RE: MANULIFE INTERNATIONAL EQUITY INDEX MOTHER FUND	478.000	0	478.000
**D CH-AM SMALL & MDCAP EURO	70.405	0	70.405
**D FIDELITY SALEM STREET TRUST: FIDELITY ZERO INTERNATIONAL INDEX FUND			

## Pagina 8

1 DFF delega alla persona fisica sopra indicata con il numero della scheda magnetica

1.821 \*\*D delega alla persona fisica sopra indicata con il numero della scheda magnetica (votazione effettuata alla possessione assistita)

0 Azionisti in delega: 1.821

1.821 Totale:

0 Azionisti in proprio:

## LISTA ESITO DELLE VOTAZIONE

Oggetto: 9. Delega al Consiglio di Amministrazione, ai sensi dell'art. 2443 Cod. civ., della facoltà di deliberare nel 2027 un aumento gratuito del capitale sociale, ai sensi dell'art. 2349 Cod. civ., di massimi Euro 35.671,35

## FAVOREVOLI

Cognome	Tot. Voti	Proprio	Delega
**D FIDELITY CONCORD STREET TRUST: EDELINITY SERIES INTERNATIONAL INDEX FUND	11.038	0	11.038
**D BANCO CENTRAL DE CIMON-LESTE (BCLE)	39.147	0	39.147
**D ADVISER MANAGED TRUSTS - TACTICAL OFFENSIVE EQUITY FUND	10.043	0	10.043
**D VANGUARD FSC INTERNATIONAL STOCK ETF	108.046	0	108.046
**D HARTFORD ACCIDENT AND INDEMNITY COMPANY	1.731	0	1.731
**D SRI ACTIVE 80	890	0	890
**D SRI ACTIVE 55	1.313	0	1.313
**D EUROPE EQUITY INDEX ESG SCREENED FUND R (EURXCRB)	16.221	0	16.221
**D AXA VALEURS EURO	600.030	0	600.030
**D NGIFI ACTIONS EUROPE	644.331	0	644.331
**D LBPM IIC ACTIONS ISR	72.666	0	72.666
**D AXA GENERATION EQUILIBRE	221.040	0	221.040
**D FONDUS DE RESERVE POUR LES RETRAITES	142.827	0	142.827
**D CARDIF EXPP IP SMID CAP EUROPE	142.174	0	142.174
**D CNP ASSUR SMID CAP EUROPE	75.437	0	75.437
**D FCP INCOM RETRAITE DIVERSIFIABLE 2	38.704	0	38.704
**D KOFITPAR ACTIONS EUROPE BAS CARBONE	81.174	0	81.174
**D CARDIF BNP IP SMID CAP EURO	391.204	0	391.204
**D SYCOMORE SELECTION MIDCAP	155.180	0	155.180
**D BNP PARIBAS FUNDUS - EURO DEFENSIVE EQUITY	120.599	0	120.599
**D ALLIANZEL 5 ACTIONS	15.100	0	15.100
**D FRANCE INVESTISSEMENT CAPITALISATIONS MOYENNES	147.468	0	147.468
**D MER	118.110	0	118.110
**D FCF INTERNATIONAL QUALITY ETF	24.176	0	24.176
**D UNIVERSAL INVESTMENT-GESELLSCHAFT MBH ON BEHALF OF EPOTIF MASTERFONDS	9.080	0	9.080
**D SYCOMORE FUND SICAV - SYCOMORE EUROPE HAPPY @ WORK	449.000	0	449.000
**D INVESTITORI PIAZZA AFFARI	47.500	0	47.500
**D GENERALI ITALIA SPA	150.679	0	150.679
**D STICHLING AOLD DELTAIZE PENSION	33.156	0	33.156
**D FCP SODIUM 1	50.665	0	50.665
**D BNP PARIBAS EASY - MSCI EUROPE SMALL CAPS SRI 3-SERIES 5 CAPPED	350.000	0	350.000
**D AXA ROSENBERG EUROBLIC	67.684	0	67.684
**D GENERALI INVESTMENTS SICAV - SRI AGING POPULATION	688.364	0	688.364
**D ABERCROMBIE STANDARD SICAV I - DIVERSIFIED INCOME FUND	631	0	631
**D BNP PARIBAS EQUITY - FOCUS ITALIA	67.452	0	67.452
**D AXA OPTIMAL INCOME	1.883.528	0	1.883.528
**D MULTIPAR ACTIONS EURO BAS CARBONE	22.635	0	22.635
**D GENERALI EURO ACTIONS	59.506	0	59.506
**D CARMIGNAC PORTFOLIO GRANDS EUROPE	938.698	0	938.698
**D LABEL EUROPE ACTIONS	276.991	0	276.991
**D SYCOMORE SELECTION RESPONSABLE	727.990	0	727.990
**D BNP PARIBAS EASY - MSCI EUROPE EX CW	49.916	0	49.916
**D ALLEANZA OBBLIGAZIONARIO	99.144	0	99.144
**D BNP PARIBAS ACTIONS PME ISR	340.344	0	340.344
**D GENERALI INVESTMENTS SICAV EURO FUTURE LEADERS	140.000	0	140.000
**D BNP PARIBAS ACTIONS PME ETI ISR	347.019	0	347.019
**D BESTSELECT - UBS SRI GLOBAL EQUITY	6.943	0	6.943
**D BNP PARIBAS FINANCE EUROPE ISR	153.284	0	153.284
**D BNP PARIBAS ACTIONS ENTREPRENEURS	231.492	0	231.492
**D TOTAL GESTION FLEXIBLE PATRIMONIALE	46.511	0	46.511
**D GENERALI INVESTMENTS SICAV	7.786	0	7.786



Pagina 9

DE\* delega alla persona fisica sopra indicata con il numero della scheda magnetica  
\*\*D delega alla persona fisica sopra indicata con il numero della scheda magnetica  
RL\* rappresentanza legale alla persona fisica sopra indicata con il numero della scheda magnetica

Azionisti: 1.821 Tasto: 1.821  
Azionisti in proprio: 0 Azionisti in delega: 1.821

## LISTA ESITO DELLE VOTAZIONE

Oggetto: 9. Delega al Consiglio di Amministrazione, ai sensi dell'art. 2443 Cod. civ., della facoltà di deliberare nel 2027 un aumento gratuito del capitale sociale, ai sensi dell'art. 2349 Cod. civ., di massimi Euro 35.671,35

## FAVOREVOLI

Cognome	Tot. Voti	Proprio	Delega
**D GENERAL INVESTMENTS SICAV - SEI EUROPEAN EQUITY	177.253	0	177.253
**D RWS INTERNATIONAL FUND	213.444	0	213.444
**D ATCP-IT-FONDS	5.966	0	5.966
**D AXA AVENIR ENTREPRENEURS	50.888	0	50.888
**D BNP PARIBAS SMALLCAP EUROLAND ISR	531.796	0	531.796
**D AXA AA DIVERSITE INDICIEL 1	39.503	0	39.503
**D FRANCE INVESTISSEMENT ACTIONS OPTIMISE	92.700	0	92.700
**D ALBERT CAPITAL MANAGEMENT SGR S.p.A.	70.000	0	70.000
**D JPMORGAN INSTITUTIONAL EUROPEAN INDEX OPPORTUNITIES FUND	4.045	0	4.045
**D UNIVERSAL-INVESTMENT-GESSELLSCHAFT MBH ON BEHALF OF EMVIV AL-FONDS	69.055	0	69.055
**D BNP PARIBAS FUNDS - EURO MID CAP	56.990	0	56.990
**D AGRIMA SOCIAL JUSTICE ASL CAP GLOBAL ETF	9.702	0	9.702
**D SARADELL PLANIFICATION 50, FI	1.373	0	1.373
**D COMET - EUROPE	42.174	0	42.174
**D INVERSTRADELL 70, FI	2.723	0	2.723
**D EUR EQUITY AXA ASSICURAZIONI	130.300	0	130.300
**D FONSOIRANK FP	748	0	748
**D HENDERSON GRANTMORE FUND PAN EUROPEAN SMALLER COMPANIES FUND	57.772	0	57.772
**D AFER ACTIONS ENTREPRISES	46.379	0	46.379
**D INVESTICORI FIFSHIBILL	45.000	0	45.000
**D ZEPHYR - OPTIMISED FES 1	3.620	0	3.620
**D SOFI WEEKLY DIVIDEND ECF	464	0	464
**D HENDERSON HORIZON FUND EUROPEAN SMALLER COMPANIES FUND	210.768	0	210.768
**D ASSECT - SYCOMORE EURO EQUITY GROWTH	136.036	0	136.036
**D G.A.-FUND-B - EURO EQUITIES	133.396	0	133.396
**D ALLIANZGL FOKS AFE	21.564	0	21.564
**D INVERSTRADELL 50, FI	6.800	0	6.800
**D FP CARMIGNAC LOYC- FP CARMIGNAC EUROPEAN LEADERS	230.858	0	230.858
**D ASSECT - BLACKROCK EURO EQUITY	69.118	0	69.118
**D LPAC SPECIALIST INVESTMENT STRATEGIES - INTERNATIONAL SHARE STRATEGY NO.1	1.803	0	1.803
**D GUDEMARK WORLD EX-US FUND	4.396	0	4.396
**D LORENTZ POKER CHOISSANC	16.043	0	16.043
**D FOND ACTIONS EUROPE	33.208	0	33.208
**D AMP INTERNATIONAL EQUITY INDEX FUND	68.575	0	68.575
**D ALLIANZGT-FONDS FV2 SEGMENT PTV2-AA1-E-EUA	102.979	0	102.979
**D UNIVERSAL-INVESTMENT-GESSELLSCHAFT MBH ON BEHALF OF WWS-UNIVERSAL-FONDS	2.043	0	2.043
**D KEBER UNHEDGED OVERSEAS SHARES TRUST	13.017	0	13.017
**D FCP ERREP ACTIONS EURO 7	325.500	0	325.500
**D PHILADELPHIA GAS WORKS FVNS-OW PLAN	1.162	0	1.162
**D ALTO AMERICA AZIONARIO	154.720	0	154.720
**D ART-EN EUROPA - UI	46.444	0	46.444
**D FCP FCP FCT INTERNATIONAL ESG PLUS	266.608	0	266.608
**D FRANCE FICOM FCT INTERNATIONAL ESG PLUS	31.010	0	31.010
**D TOTAL ACTIONS EUROPEENES	460.349	0	460.349
**D ARCO QUANT 1	502.869	0	502.869
**D ALLIANZGT-SUBFONDS EAT-LS 2	31.585	0	31.585
**D SETURN	69.170	0	69.170
**D CONSERVATION INTERNATIONAL FOUNDATION, INC.	97.536	0	97.536
**D AGARDIOS INTERNATIONAL FUND	115	0	115
**D AXA GENERATION EUROPE ACTIONS	112.809	0	112.809
	270.067	0	270.067

## LISTA ESITO DELLE VOTAZIONI

Oggetto: 9. Delega al Consiglio di Amministrazione, ai sensi dell'art. 2443 Cod. civ., della facoltà di deliberare nel 2027 un aumento gratuito del capitale sociale, ai sensi dell'art. 2349 Cod. civ., di massimi Euro 35.671,35

## FAVOREVOLI

Cognome	Tot. Voti	Proprio	Delega
**D GLOBAL EQUITIES FINANCED INDEX FUND	21.305	0	21.305
**D ZEPHYR - OPTIMISED RUS 2	10.189	0	10.189
**D BNP PARIBAS MIDCAP EURO	83.320	0	83.320
**D FONDATION ROMA - GLOBAL PASSIVE EQUITIES	67.995	0	67.995
**D USAM - EUROPE SMALL CAP EQUITY	243.976	0	243.976
**D BNP S-FUND EQUITY EUROPE	36.226	0	36.226
**D ALLIANZ-FONDS PP2 SEGMENT P22-MAL-E-EUA	6.805	0	6.805
**D G.A.-FUND-B - WORLD EQUITIES	5.082	0	5.082
**D AUSTRALIAN CATHOLIC SUPERANNUATION AND RETIREMENT FUND	4.178	0	4.178
**D SAGABELL PLANNIFICATION 25, FI	110.262	0	110.262
**D BNP PARIBAS FUNDS - SUSTAINABLE EURO LOW VOL EQUITY	13.898	0	13.898
**D BNP WHOLESALE INTERNATIONAL EQUITIES (INDEX) FUND	31.074	0	31.074
**D ALLIANZ-FONDS PTV2 SEGMENT PTV2-QM1-G-MA	267.197	0	267.197
**D CARMONAC PORTFOLIO - PATRIMOTNE EUROPE	18.438	0	18.438
**D G.A.-FUND-B - EQUITY BROAD EURO F	486.089	0	486.089
**D JANUS HENDERSON EUROPEAN SMALLER COMPANIES FUND	59.367	0	59.367
**D SAGABELL SORACCLON, FI	48.018	0	48.018
**D DEKA-MASTER BANK I	98.049	0	98.049
**D GENERALI SMART FUNDS	769	0	769
**D INVENSABEILL 10, FI	31.812	0	31.812
**D ALLIANZ-FONDS P21 SEGMENT P21-QM1-G-MA	559.412	0	559.412
**D BNP PARIBAS B PENSION SUSTAINABLE BALANCED	15.226	0	15.226
**D INVENSABEILL 25, FI	214.739	0	214.739
**D ABERDEEN STANDARD SICAV I	16.173	0	16.173
**D ALLIANZ-FONDS P22 SEGMENT P22-AA2-E-EUA	18.850	0	18.850
**D UNIVERSAL-INVESTMENT-GESSELLSCHAFT MBH ON BEHALF OF DMT EURO AKTIEN PROTECT ESG	61.161	0	61.161
**D ALLIANZ-FONDS INT SEGMENT INT-ANG	4.475	0	4.475
**D AMP INTERNATIONAL EQUITY INDEX FUND HEDGED	33.695	0	33.695
**D BNP PARIBAS B PENSION SUSTAINABLE STABILITY	153.729	0	153.729
**D METROPOLITAN-RENTASTRO SUSTAINABLE GROWTH	34.948	0	34.948
**D ENHANCED INDEX INTERNATIONAL SHARE FUND	92.167	0	92.167
**D BNP PARIBAS FUNDS - SUSTAINABLE EURO MULTI-FACTOR EQUITY	141.429	0	141.429
**D TREM QUANT - EQUITY EUROZONE FACTOR DEFENSIVE	101.001	0	101.001
**D BNP PARIBAS B PENSION SUSTAINABLE GROWTH	16.717	0	16.717
**D ALLIANZ-FONDS PTV2 SEGMENT PTV2-AA2-E-EUA	232.318	0	232.318
**D FCP FRANCE PLACEMENT EURO ESG	204.661	0	204.661
**D BNP PARIBAS FUNDS - SUSTAINABLE EUROPE MULTI-FACTOR EQUITY	126	0	126
**D EANSABEILL 2500 FP	664	0	664
**D SANSABEILL 36, F.P.	193	0	193
**D CASTELLANA PENSIONES SP	231	0	231
**D FONECONOMISTES, FONS DE PENSIONS	434	0	434
**D SS PREVISION IMPRESAS EPSV OF EMPERO	191	0	191
**D FERROATLANTICA 92 SP	102.617	0	102.617
**D WORLDVIEW INV ED-EUROPE CORE EQUITY	52.566	0	52.566
**D AQR TAX ADVANTG ABS NON FLIP	2.175	0	2.175
**D THE NEW ZEALAND GUARDIAN TRUST COMPANY LIMITED	883	0	883
**D WHOLESALE INTERNATIONAL CORE EQUITIES (N7 HEDGED)	6.773	0	6.773
**D AMP WHOLESALE GLOBAL EQUITIES FUND	8.582	0	8.582
**D STRATEGIC INTERNATIONAL EQUITY FUND	799	0	799
**D WHOLESALE INTERNATIONAL CORE EQUITIES	4.680	0	4.680
**D RUSSELL INVESTMENTS SUSTAINABLE GLOBAL SHARES FUND		0	



Pagina 11

Dir delega alla persona fisica sopra indicata con il numero della scheda magnetica  
 \*\*D delega alla persona fisica sopra indicata con il numero della scheda magnetica (votazione effettuata alla postazione assistita)  
 RL\* rappresentanza legale alla persona fisica sopra indicata con il numero della scheda magnetica

Azionisti: 1.821 Teste: 0  
 Azionisti in proprio: 0 Azionisti in delega: 1.821

## LISTA ESITO DELLE VOTAZIONI

Oggetto: 9. Delega al Consiglio di Amministrazione, ai sensi dell'art. 2443 Cod. civ., della facoltà di deliberare nel 2027 un aumento gratuito del capitale sociale, ai sensi dell'art. 2349 Cod. civ., di massimi Euro 35.671,35

## FAVOREVOLI

Cognome	Tot. Voti	Proprio	Delega
**D CANTAL ALTERNATIVE GLOBAL EQUITY	92	0	92
**D AVIVA INVESTORS PASSIVE FUNDS ACS - AI DEVELOPED EUROPEAN EX UK EQUITY INDEX FUND	171.483	0	171.483
**D ELEVA UCITS FUND - ELEVA LEADERS SMALL & MIDCAP EUROPE FUND	436.742	0	436.742
**D HSBC GLOBAL FUNDS ICAY	402.951	0	402.951
**D REASSURE LIMITED	309.171	0	309.171
**D HSBC EUROPEAN EQUITY	137.771	0	137.771
**D PHOENIX UNIT TRUST MANAGERS LIMITED	4.912.618	0	4.912.618
**D MAG (LUX) INVESTMENT FUNDS 2 FCP - MAG (LUX) EUROPE EX UK INDEX FUND	101.984	0	101.984
**D HSBC INDEX TRACKER INVESTMENT FUNDS ICVC	23.231	0	23.231
**D MARITIME AND PORT AUTHORITY OF SINGAPORE	408	0	408
**D HSBC MANAGED GROWTH FUND	2.034	0	2.034
**D HSBC EUROPEAN INDEX FUND	286.867	0	286.867
**D AIA GLOBAL MULTI-FACTOR EQUITY FUND	7.732	0	7.732
**D THE MARKS AND SPENCER WORLDWIDE MANAGED FUND	112.886	0	112.886
**D HSBC LIFE (INTERNATIONAL) LIMITED	8.669	0	8.669
**D HANG SENG INSURANCE COMPANY LIMITED	6.560	0	6.560
**D REALXANIA	115.100	0	115.100
**D AVIVA INVESTORS PASSIVE FUNDS ACS - AI DEVELOPED WORLD EX UK EQUITY INDEX FUND	29.319	0	29.319
**D AXA INVESTMENT MANAGERS UK LIMITED	71.492	0	71.492
**D AVIVA LIFE & PENSIONS UK LIMITED	718.155	0	718.155
**D AVIVA INVESTORS PASSIVE FUNDS ACS - AI 50:50 GLOBAL EQUITY INDEX FUND	48.973	0	48.973
**D AVIVA INVESTORS PASSIVE FUNDS ACS - AI 60:40 GLOBAL EQUITY INDEX FUND	19.677	0	19.677
**D AVIVA INVESTORS PASSIVE FUNDS ACS - AI 30:70 GLOBAL EQUITY (CURRENCY HEDGE) INDEX FUND	120.000	0	120.000
**D HSBC POOLED INVESTMENT FUND - HSBC POOLED EUROPE EQUITY INDEX TRACKING FUND	5.754	0	5.754
**D PRUDENTIAL PENSIONS LIMITED	9.153	0	9.153
**D HSBC GLOBAL INVESTMENT FUNDS	8.669	0	8.669
**D HSBC EUROPE CLIMATE PARTS ALLIANCE UCITS ETF	518.998	0	518.998
**D BEST INVESTMENT CORPORATION	1.134	0	1.134
**D HSBC POOLED INVESTMENT FUND - HSBC POOLED EUROPEAN EQUITY FUND	6.865	0	6.865
**D CIVIL SERVICE EMPLOYEES PENSION FUND	126.264	0	126.264
**D TRUST & CUSTODY SERVICES BANK LTD AS TRUSTEE FOR PENSION INVESTMENT FUND TRUST NUMBER 3	1.211	0	1.211
**D ROYAL LONDON EQUITY FUNDS ICVC	6.512	0	6.512
**D POLAR CAPITAL GLOBAL FINANCIALS TRUST PLC	34.503	0	34.503
**D TRUST & CUSTODY SERVICES BANK LTD AS TRUSTEE FOR PENSION INVESTMENT FUND TRUST NUMBER 23	79.953	0	79.953
**D INTERNATIONAL KAPITALANLAGENGESELLSCHAFT MBH	336.796	0	336.796
**D TRUST & CUSTODY SERVICES BANK LTD AS TRUSTEE FOR PENSION INVESTMENT FUND TRUST NUMBER 10	335.581	0	335.581
**D TRUST & CUSTODY SERVICES BANK LTD AS TRUSTEE FOR PENSION INVESTMENT FUND TRUST NUMBER 8	5.123	0	5.123
**D INTERNATIONAL KAPITALANLAGENGESELLSCHAFT MBH (INKA)	562.979	0	562.979
**D ALLIANZ CGI SUBFONDS EQUITIES	17.298	0	17.298
**D TRUST & CUSTODY SERVICES BANK LTD AS TRUSTEE FOR PENSION INVESTMENT FUND TRUST NUMBER 4	2.524	0	2.524
**D INTERNATIONAL KAPITALANLAGENGESELLSCHAFT MBH	17.098	0	17.098
**D ALLIANZ VGI 1 FONDS AGI EQUITIES	38.880	0	38.880
**D TRUST & CUSTODY SERVICES BANK LTD AS TRUSTEE FOR PENSION INVESTMENT FUND TRUST NUMBER 1	7.252	0	7.252
**D ALLIANZ VGI 1 FONDS AGI EQUITIES	869.399	0	869.399
**D ALLIANZ VGI 1 FONDS AGI EQUITIES	130.011	0	130.011
**D ALLIANZ VGI 1 FONDS AGI EQUITIES	60.280	0	60.280
**D ALLIANZ VGI 1 FONDS AGI EQUITIES	177.904	0	177.904
**D CAPITAL INTERNATIONAL FUND	35.932	0	35.932
**D JPMORGAN ACTIVEBONDERS INTERNATIONAL EQUITY ETF	1.466	0	1.466
**D JPMORGAN FUNDS	521.050	0	521.050
**D VOLVO GROUP RETIREMENT TRUST	39.510	0	39.510

## LISTA ESITO DELLE VOTAZIONE

Oggetto: 9. Delega al Consiglio di Amministrazione, ai sensi dell'art. 2443 Cod. civ., della facoltà di deliberare nel 2027 un aumento gratuito del capitale sociale, ai sensi dell'art. 2349 Cod. civ., di massimi Euro 35.671,35

## FAVOREVOLI

Cognome	Tot. Voti	Proprio	Delega
**D HESIA	51.069	0	51.069
**D TEACHERS' RETIREMENT SYSTEM OF THE CITY OF NEW YORK	76.844	0	76.844
**D ISHARES' WHOLESALE INTERNATIONAL EQUITY INDEX FUND	43.101	0	43.101
**D AVIVA INVESTORS PORTFOLIO FUNDS ICVC AVIVA INVESTORS MULTI-ASSET CORE FUND II	1.636	0	1.636
**D AVIVA INVESTORS PORTFOLIO FUNDS ICVC AVIVA INVESTORS MULTI-ASSET CORE FUND III	2.509	0	2.509
**D THE BANGLAYS BANK UK RETIREMENT FUND	805	0	805
**D JPMORGAN FUND III ICVC-JPM OVERSEAS FUND GROWTH FUND	4.351	0	4.351
**D EUROZACIFIC GROWTH FUND	30.321.846	0	30.321.846
**D JPMORGAN GLOBAL ALLOCATION FUND	4.423	0	4.423
**D JPMORGAN FUND ICVC - JPM GLOBAL RESEARCH ENHANCED INDEX EQUITY FUND	54.383	0	54.383
**D COMMINGLED PENSION TRUST FUND (LARGE EQUITY INDEX) OF JP MORGAN CHASE BANK, N.A.	287.687	0	287.687
**D AMERICAN FUNDS GLOBAL BALANCE FUND	640.300	0	640.300
**D CUSTODY BANK OF JAPAN, LTD. AS TRUSTEE FOR MIZUHO TRUST & BANKING CO., LTD. AS TRUSTEE FOR INTERNATIONAL EQUITY PASSIVE	71.819	0	71.819
**D AVIVA INVESTORS PORTFOLIO FUNDS ICVC AVIVA INVESTORS MULTI-ASSET CORE FUND IV	2.242	0	2.242
**D AVIVA INVESTORS PORTFOLIO FUNDS ICVC AVIVA INVESTORS MULTI-ASSET CORE FUND I	203	0	200
**D ANTHEM MASTER TRUST	113.825	0	113.825
**D ROYAL BOROUGH OF KINGSTON UPON THAMES PENSION FUND	14.272	0	14.272
**D JPMORGAN INVESTMENT FUNDS	1.019.872	0	1.019.872
**D COMPEL, LLC	428	0	428
**D JPMORGAN INTERNATIONAL HEDGED EQUITY FUND	48.300	0	48.300
**D JPMORGAN BETABUILDERS INTERNATIONAL EQUITY ETF	113.833	0	113.833
**D SHEL TRUST (AFRICA) LTD AS TRUSTEE OF THE SHEL OVERSEAS CONTRIBUTORY PENSION FUND	2.556	0	2.556
**D KAPITALFORENING DANSKE INVEST INSTITUTIONAL ADELING DANICA LINK - INDEXES GLOBALE ACTIVER	5.482	0	5.482
**D JPMORGAN FUND ICVC - CNA EUROPE (EX-UK) RESEARCH ENHANCED INDEX EQUITY FUND	45.828	0	45.828
**D AVIVA INVESTORS PORTFOLIO FUNDS ICVC AVIVA INVESTORS MULTI-ASSET CORE FUND V	536	0	536
**D SHEL TRUST (BERNARD) LIMITED AS TRUSTEE OF THE SHEL INTERNATIONAL PENSION FUND	1.601	0	1.601
**D COMMINGLED PENSION TRUST FUND INTERNATIONAL RESEARCH ENHANCED EQUITY FUND	420.673	0	420.673
**D JPMORGAN INTERNATIONAL RESEARCH ENHANCED EQUITY FUND	1.543.840	0	1.543.840
**D AVIVA LIFE & PENSIONS IRELAND DAC	32.031	0	32.031
**D SHEL PENSIONS TRUST LIMITED AS TRUSTEE OF SHEL CONTRIBUTORY PENSION FUND	16.336	0	16.336
**D CAPITAL WORLD GROWTH AND INCOME FUND	7.743.726	0	7.743.726
**D JPMORGAN SAVINGS PLUS PROGRAM MASTER TRUST	257.391	0	257.391
**D DANICA PENSION, LEVFORSIKRTINGAKTIEFONDEN	639.773	0	639.773
**D SO ADVISORS TRUST - EQ/INVESTCO INTERNATIONAL GROWTH PORTFOLIO	3.812	0	3.812
**D AVIVA INVESTORS INVESTMENT FUNDS ICVC AVIVA INVESTORS INTERNATIONAL INDEX TRACKING FUND	305.829	0	305.829
**D CAPITAL GROUP EMPLOYEE BENEFIT INVESTMENT TRUST	8.948	0	8.948
**D INTERNATIONAL GROWTH AND INCOME FUND	442.755	0	442.755
**D OVERSEAS GLOBAL SHARES - LARGE CAP (UNHEDED) INDEXFUND	1.571.590	0	1.571.590
**D GENERAL MOTORS PENSIONFONDS OPP	58.243	0	58.243
**D JPMORGAN INSURANCE TRUST GLOBAL ALLOCATION PORTFOLIO	4.683	0	4.683
**D GENERAL MOTORS (VLL) PENSION PLAN	1.855	0	1.855
**D INVESTINGFORENINGEN DANKE INVEST EUROPA INDEXES BNP KL	6.440	0	6.440
**D INVESTINGFORENINGEN DANKE INVEST EUROPA INDEXES KL	6.896	0	6.896
**D INVESTINGFORENINGEN DANKE INVEST GLOBAL INDEXES - AKKUMULERENDE KL	13.466	0	13.466
**D FIDELITY INVESTMENT TRUST: FIDELITY SERIES OVERSEAS FUND	1.770	0	1.770
**D FIDELITY INVESTMENT TRUST: FIDELITY SERIES BENEFIT PLANS	6.872.185	0	6.872.185
**D FIDELITY INVESTMENT TRUST: FIDELITY SERIES SMALL CAP EQUITY FUND, LLC	2.104.730	0	2.104.730
**D THE STAMSHIP MUTUAL UNDERLYING ASSOCIATION TRUSTS (BERMUDA) LIMITED	108.560	0	108.560
**D THE STAMSHIP MUTUAL UNDERLYING ASSOCIATION TRUSTS (BERMUDA) LIMITED	1.329	0	1.329
**D BAILEY GIFFORD WORLDWIDE FUNDS PLC: PC WORLDWIDE PAN-EUROPEAN FUND	182.773	0	182.773
**D BAILEY GIFFORD WORLDWIDE FUNDS PLC: BALDWIN GIFFORD WORLDWIDE ECA GROWTH	2.062	0	2.062



## LISTA ESITO DELLE VOTAZIONI

Oggetto: 9. Delega al Consiglio di Amministrazione, ai sensi dell' art. 2443 Cod. civ., della facoltà di deliberare nel 2027 un aumento gratuito del capitale sociale, ai sensi dell' art. 2349 Cod. civ., di massimi Euro 35.671,35

## FAVOREVOLI

Cognome	Tot. Voti	Proprio	Delega
**D FIDELITY INVESTMENT TRUST: FIDELITY SAI INTERNATIONAL SEA COMPLETION FUND	529.767	0	529.767
**D FIM SELECT INTERNATIONAL EQUITY FUND, LLC	53.138	0	53.138
**D INVESTINGSPORNINGEN DANSKE INVEST INDEX GLOBAL AC RESTRICTED - ACCUMULATING KL	15.882	0	15.882
**D INVESTINGSPORNINGEN DANSKE INVEST INDEX EUROPE RESTRICTED - ACCUMULATING KL	33.168	0	33.168
**D INVESTINGSPORNINGEN DANSKE INVEST GLOBAL INDERS KL	14.618	0	14.618
**D JPMORGAN EITS (IRELAND) ICAY-EUROPE RESEARCH ENHANCED IN EQ (ESG) UCITS ETF	100.393	0	100.393
**D JPMORGAN EITS (IRELAND) ICAY-GLOBAL RESEARCH ENHANCED IN EQ (ESG) UCITS ETF	41.049	0	41.049
**D THE MASTER TRUST BANK OF JAPAN, LTD. R3: MTB:J400031229	1.910	0	1.910
**D ACTIAM DUTRAM INDEX ANDELENFONDS WERELD	9.447	0	9.447
**D UNIVERSAL-INVESTMENT-GESSELLSCHAFT MBH ON BEHALF OF BROCKER-UT-FONDS	9.816	0	9.816
**D ZWITSERLEVEN INSTITUTIONELE BELEGINGSFONDESEN - ZWITSERLEVEN DUTRAM INDEX ANDELENFONDS EUROPA	7.569	0	7.569
**D ACTIAM DUTRAM INDEX ANDELENFONDS EUROPA	42.227	0	42.227
**D UNIVERSAL-INVESTMENT-GESSELLSCHAFT MBH ON BEHALF OF UNIVERSAL-OCO	17.374	0	17.374
**D ACTIAM SUSTAINABLE INDEX FUND EQUITY EUROPE	15.227	0	15.227
**D UNIVERSAL-INVESTMENT-GESSELLSCHAFT MBH ON BEHALF OF UNIVERSAL-CA V	24.974	0	24.974
**D A3 FUND 1 A3 EQUITY EUROPE	120.000	0	120.000
**D FOREIGN STOCK INDEX MASTER FUND	23.200	0	23.200
**D SHIKO GLOBAL EQUITY INDEX MASTER FUND	147	0	147
**D SOCIAL SECURITY OFFICE	57.396	0	57.396
**D THE E. M. FOUNDATION	10.300	0	10.300
*** GIN SMURF, L.	21.000	0	21.000
**D STANDARD LIFE INTERNATIONAL DESIGNATED ACTIVITY COMPANY	364.289	0	364.289
**D SHICANG SHIRE FUNDENFONDS	52.950	0	52.950
**D MANDARINE FUNDS-MANDARINE ACTIVE	540.000	0	540.000
**D STATE OF NEW MEXICO STATE INVESTMENT COUNCIL	84.310	0	84.310
**D ROBECO CAPITAL GROWTH FUNDS	2.350.000	0	2.350.000
**D RCP MANDARINE OPTIMAL VALUE	30.758	0	30.758
**D MANULIFE UNIQOR SMALLMID CAPS EUROPE	753.000	0	753.000
**D BIG BLEND MAXIMUM TERM STRIES	39.831	0	39.831
**D OVERSEAS STRIES	1.297.390	0	1.297.390
**D BRUCE POWERFESTION PLAN	160.527	0	160.527
**D PRO BLEND EXTENDEDTERM STRIES	49.615	0	49.615
**D PRO BLEND MODERATE TERM STRIES	25.831	0	25.831
**D PNC BANK NATIONALASSN	81.866	0	81.866
**D CHURCH OF THE HOLYCOMFORTER	1.286	0	1.286
**D KUTYABANK GASTON SOLIC, S.A.	373.905	0	373.905
**D KUTYABANK PENS-ONES, S.A., SGRP	121.315	0	121.315
**D OLD WESTBURY LARGE CAP STRATEGIES FUND	47.491	0	47.491
**D EXTON VANCE TRUST COMPANY COLLECTIVE INVESTMENT	743	0	743
**D OXIAFOKA TORACCO SETTLEMENT ENDOWMENT TRUST	245.763	0	245.763
**D THE BANK OF NEW YORK MELLON INTERNATIONAL LIMIIE	1.601	0	1.601
**D BALLIE GIFFORD INTERNATIONAL ALPHA FUND	2.179.396	0	2.179.396
**D SUBSIDIZED SCHOOLS PROVIDENT FUND	294.229	0	294.229
**C INTERNATIONAL EQUITY FUND	9.184	0	9.184
**C CAPITALFOREINGEN EMD INVEST GLOPME AKTIER IIC	22.468	0	22.468
**D AMERICAN ELECTRIC POWER MASTER RETIREMENT TRUST	31.344	0	31.344
**D AMERICAN ELECTRIC POWER SYSTEM RETIREE MEDICAL TRUST FOR CE S	11.246	0	11.246
**D CAPITALFOREINGEN EMD INVEST INTERNATIONAL ANTIFFR	47.851	0	47.851
**D SHANES HEALTHCARE PENSION PLAN IIC DEFINED BENEFIT PLAN TRUST	66.257	0	66.257
**D BNYM MELLON DJ NSL INTERNATIONAL STOCK INDEX FUND	29.121	0	29.121
**D GREAT WEST CORP STRATEGIES INTERNATIONAL EQUITY FUND	105.220	0	105.220

## LISTA ESITO DELLE VOTAZIONE

Oggetto: 9. Delega al Consiglio di Amministrazione, ai sensi dell' art. 2443 Cod. civ., della facoltà di deliberare nel 2027 un aumento gratuito del capitale sociale, ai sensi dell' art. 2349 Cod. civ., di massimi Euro 35.671,35

## FAVOREVOLI

Cognome	Tot. Voti	Proprio	Delega
**D VIRGINIA TECH FOUNDATION INC	2.908	0	2.908
**D EVERET TRUST COMPANY COLLECTIVE INVESTMENT FUNDS FOR EMPLOYEE BENEFIT TRUSTS	225.932	0	225.932
**D ADVANCED SERIES TRUST AST T ROME PRICE DIVERSIFIED REAL	1.897	0	1.897
**D ADVANCED SERIES TRUST AST T ROME PRICE GROWTH OPPORTUNIT	52.758	0	52.758
**D SYMMETRY PANORAMIC GLOBAL EQUITY FUND	6.173	0	6.173
**D SYMMETRY PANORAMIC INTERNATIONAL EQUITY FUND	7.772	0	7.772
**D TEMESQUARE CAPITAL MANAGEMENT	138.787	0	138.787
**D HALLIE GIFFORD COLLECTIVE INVESTMENT TRUST	555.987	0	555.987
**D VOYA INVESTMENT MANAGEMENT CO LLC	695	0	695
**D LEGAL AND GENERAL ECITS ETF PLC	17.075	0	17.075
**D OSSIM VRE ICAY	33.967	0	33.967
**D NATIONAL BANK FINANCIAL INC	1.719	0	1.719
**D STITCHING DEPOSITARY AGG DEVELOPED MARKETS EQUITY POOL	7.671.043	0	7.671.043
**D VANGUARD FSE ALL WORLD EX US INDEX FUND	1.197.098	0	1.197.098
**D VANGUARD EUROPLAN STOCK INDEX FUND	1.320.820	0	1.320.820
**D VANGUARD INTERNATIONAL GROWTH FUND	9.933.712	0	9.933.712
**D ALLEGRESE COLLEGE	2.800	0	2.800
**D ERIC COMMUNITY FOUNDATION	4.400	0	4.400
**D ALAMOGA LLC	984	0	984
**D VOYA BALANCED INCOME PORTFOLIO	7.216	0	7.216
**D SATON VANCE TRUST COMPANY COLLECTIVE INVESTMENT TRUST	23.146	0	23.146
**D MORTALITY AS SOLE TRUSTEE OF THE MORTALITY ENDOWMENT TRUST	5.304	0	5.304
**D TMI 2 SOLUTIONS TAX QUALIFIED NUCLEAR DECOMMISSIONING TRUST	4.484	0	4.484
**D SATON VANCE TRUST COMPANY INTERNATIONAL SMALL CAP COMMON TR	15.640	0	15.640
**D CONSOLIDATED HULSON RETIREMENT PLAN	27.164	0	27.164
**D HARKUS UNIT 1 QUALIFIED NUCLEAR DECOMMISSIONING FUND	3.637	0	3.637
**D ROBINSON UNIT 2 QUALIFIED NUCLEAR DECOMMISSIONING FUND	5.744	0	5.744
**D BRUNSWICK UNIT 2 QUALIFIED NUCLEAR	7.253	0	7.253
**D VOYA INTERNATIONAL HIGH DIVIDEND LOW VOLATILITY FUND	3.652	0	3.652
**D POINT BEACH UNIT 1 AND UNIT 2 NON QUALIFIED TRUST	6.640	0	6.640
**D SUPERVALIS INC MASTER INVESTMENT TRUST	12.361	0	12.361
**D CERVOALTE INTERNATIONAL LLC	17.310	0	17.310
**D MADANTIC II LLC	1.588	0	1.588
**D UNIVERSAL SEIOWNERS MARINE INSURANCE ASSOCIATION LIMITED	1.412	0	1.412
**D STITCHING PENSIONERONDS NOTARIAT	2.721	0	2.721
**D DEUTSCHE DCS EQ	4.119	0	4.119
**D NORTH CAROLINA SUPPLEMENTAL RETIREMENT PLANS GROUP TRUST	683.066	0	683.066
**D KANULITE MINTIFACTOR DEVELOPED INTERNATIONAL INDEX ETF	25.291	0	25.291
**D GENERAL PENSION FUND OF THE INTERNATIONAL UNION OF OPERATING EMPLOYERS	13.668	0	13.668
**D NOTHER CERRINI HEALTH FOUNDATION INC	6.394	0	6.394
**D INVESCO MARKETS II PLC	14.764	0	14.764
**D GLOBAL ATLANTIC BLACKROCK DISCIPLINED INTERNATIONAL COME PORTFOLIO	1.273	0	1.273
**D ZVK KYS FONDS	20.000	0	20.000
**D TEXAS UTILITIES QIAL NOT PARTNERSHIP	1.611	0	1.611
**D SELL CANADA 2007 PENSION PLAN	5.394	0	5.394
**D SANTA BARBARA COUNTY EMPLOYEES RETIREMENT SYSTEM	26.954	0	26.954
**D 1999 VOLUNTARY EMPLOYEES BENEFITORY ASSOCIATION OF THE NONREPRESENTED EMPLOYEES OF SOUTHERN CALIFORNIA	1	0	1
**D MICHELLE LUND REV TRUST	416	0	416
**D ELIZABETH E RIGORDAN	1.684	0	1.684
**D BRUCE P BLOCKER TRUST MANER INTL	707	0	707
**D RPB INVESTMENT LP	878	0	878



Pagina 15

Azionisti: 1.821 Tesi: 0 Azionisti in delega: 1.821

Azionisti in proprio: 1.821

DE\* delega alla persona fisica sopra indicata con il numero della scheda magnetica  
 \*\*D delega alla persona fisica sopra indicata con il numero della scheda magnetica (se non esiste la scheda magnetica)  
 XL\* rappresentanza legale alla persona fisica sopra indicata con il numero della scheda magnetica

## LISTA ESITO DELLE VOTAZIONI

Oggetto: 9. Delega al Consiglio di Amministrazione, ai sensi dell'art. 2443 Cod. civ., della facoltà di deliberare nel 2027 un aumento gratuito del capitale sociale, ai sensi dell'art. 2349 Cod. civ., di massimi Euro 35.671,35

## FAVOREVOLI

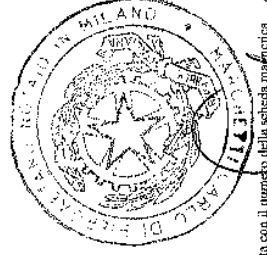
Cognome	Tot. Voti	Proprio	Delega
**D CHARLES A FRAGIN 2012 TRUST FBO MOR	3.216	0	3.216
**D ELISABETH ROSSMAN	757	0	757
**D PANGRELL FOUNDATION INC	1.716	0	1.716
**D JONATHAN HOLDINGS LLC	1.480	0	1.480
**D OLIVE MCCARTHY 2009 TRUST	828	0	828
**D CAROL L BARNETT CHARITABLE REMAIND 10571068350	4.882	0	4.882
**D CAROL J BARNETT CHUT II	2.724	0	2.724
**D RED BLAZER INVESTMENTS VENTURE LLC	3.659	0	3.659
**D OPUS FINANCIAL LLC	6.965	0	6.965
**D L BONOMO TRUST T SKIVE SR	5.869	0	5.869
**D MORIS CHRISTOPHER	28.994	0	28.994
**D MS DEPENDANTS ANNUITY FUND	31.278	0	31.278
**D SCOTT GARRETT	1.339	0	1.339
**D MONTPEL EMPLOYEES PENSION PLAN	3.574	0	3.574
**D CATHERINE KING	799	0	799
**D JOHN MCCARTNEY	1.331	0	1.331
**D GAIL MCLACHLAN	2.574	0	2.574
**D L SUGLEY REV TR 11 18 C4 MAWER ADR	1.446	0	1.446
**D MORRIS 1992 GIFT TRUST	2.098	0	2.098
**D JOHN NEVINS	1.394	0	1.394
**D THOMAS P PRICAL TR DTD 3 31 94 MAWER	1.479	0	1.479
**D THOMAS R SKIVE REV TRUST	1.074	0	1.074
**D JAMES C YUCKAR TR DTD 6 18 92 MAWER	1.606	0	1.606
**D SUSAN ZUCKER	1.043	0	1.043
**D UNISYS MASTER TRUST	37.553	0	37.553
**D CHARLES NEAGIN	999	0	999
**D SEC EMITY TRST M FOND 11 PAMTAY TRUST	1.714	0	1.714
**D THE BANK OF NEW YORK MELLON EMPLOYEE BENEFIT COLLECTIVE INV	98.357	0	98.357
**D THE BANK OF NEW YORK MELLON EMPLOYEE BENEFIT COLLECTIVE INVESTMENT FUND PLAN	51.878	0	51.878
**D THE BANK OF NEW YORK MELLON EMPLOYEE BENEFIT COLLECTIVE INVESTMENT FUND PLAN	298.705	0	298.705
**D THE BANK OF NEW YORK MELLON EMPLOYEE BENEFIT COLLECTIVE INVESTMENT FUND PLAN	49.871	0	49.871
**D BNY MELLON CF SL INTERNATIONAL STOCK INDEX FUND	48.437	0	48.437
**D ADVANCED SERIES TRUST ASST FRANKLIN 85 15 DIVERSIFIED ALLOCATION PORTFOLIO	41.849	0	41.849
**D 1895 FONDS STRICHUNG 1	36.229	0	36.229
**D COUNTY OF SANTA CLARA	15.117	0	15.117
**D KAPITALFORENINGEN INVESTIN PRO VELLIV WORLD EQUITY INDEX OO NYKREDIT PORTFOLJE ADMINISTRASJON AS	67.857	0	67.857
**D AON CCF GLOBAL EQUITY FUND ASDEVORA	114.074	0	114.074
**D IMCO GLOBAL PUBLIC EQUITY LP	1.858	0	1.858
**D PIONEER FLEXIBLE OPPORTUNITIES FUND	196.813	0	196.813
**D FIDELITY INVESTMENT TRUST FIDELITY DIVERSIFIED INTERNATIONAL FUND	2.980.896	0	2.980.896
**D BCI BOOLE INVESTMENT FUND SERIES SMART EUROPEAN EQUITY FUND	5.399	0	5.399
**D IVE PROSHARES MSCI ACWI INDEX FUND	773	0	773
**D STIRILITY GROUP TRUST FOR EMPLOYEE BENEFIT PLANS	1.657.757	0	1.657.757
**D BALLEIE GIFFORD UK AND WORLDWIDE EQUITY FUND	84.157	0	84.157
**D ARIZONA STATE RETIREMENT SYSTEM	31.349	0	31.349
**D ARIZONA STATE RETIREMENT SYSTEM	132.018	0	132.018
**D FRANKLIN ADVISERS INC	1.100	0	1.100
**C AXI MSCI GLOBAL EQUITY INDEX FUND	5.399	0	5.399
**D FIRST TRUST INTERNATIONAL DEVELOPED CAPITAL STRENGTH PORTFOLIO	4.895	0	4.895
**D BNY MELLON INTERNATIONAL EQUITY ETF	4.460	0	4.460
**D XTRACKERS MSCI KOSGSAI EQUITY EFF	4.375	0	4.375

## LISTA ESITO DELLE VOTAZIONE

Oggetto: 9. Delega al Consiglio di Amministrazione, ai sensi dell'art. 2443 Cod. civ., della facoltà di deliberare nel 2027 un aumento gratuito del capitale sociale, ai sensi dell'art. 2349 Cod. civ., di massimi Euro 35.671,35

## FAVOREVOLI

Cognome	Tot. Voti	Proprio	Delega
**D IQ CANDRIAM ESG INTERNATIONAL EQUITY ETF	10.150	0	10.150
**D GIFT RETIREMENT SAVINGS PLAN	32.632	0	32.632
**D XIRACREAS MSC1 ALL WORLD EX US HENGD EQUITY ETF	3.858	0	3.858
**D UNIVERSITY OF WISCONSIN FOUNDATION	53.267	0	53.267
**D STATE OF WISCONSIN INVESTMENT BOARD	246.917	0	246.917
**D AIB GROUP IRISH PENSION SCHEME	16.272	0	16.272
**D STANDARD LIFE INVESTMENTS GLOBAL SICAV I	210.199	0	210.199
**D BANK OF KOREA	18.813	0	18.813
**D BANK OF KOREA	37.803	0	37.803
**D THE ARCHDIOCESE OF HARTFORD INVESTMENT TRUST	90	0	90
**D PUBLIC EMPLOYEES RETIREMENT SYSTEM OF MISSISSIPPI	87.610	0	87.610
**D BAILLIE GIFFORD EUROPEAN FUND	3.128.213	0	3.128.213
**D THE JORDAN CHARITABLE FOUNDATION	19.694	0	19.694
**D BAILLIE GIFFORD MANAGED FUND A SUB FUND OF THE BAILLIE GIFF FUNDS ICVC	1.916.316	0	1.916.316
**D INVESCO FTSE INTERNATIONAL LOW BETA EQUAL WEIGHT ETF	474	0	474
**D SIEMENS DIVERSIFIED GROWTH	19.588	0	19.588
**D SIEMENS ESG EQUITIES	34.833	0	34.833
**D INVESCO CANADIAN PREMIER BALANCED FUND	235.305	0	235.305
**D INVESCO CANADIAN PREMIER BALANCED CLASS	119.590	0	119.590
**D INVESCO CORE CANADIAN BALANCED CLASS	21.765	0	21.765
**D INVESCO EUROPEAN GROWTH CLASS	77.009	0	77.009
**D INVESCO STRATEGIC YIELD FUND	289.564	0	289.564
**D INVESCO INTERNATIONAL GROWTH FUND	4.093.383	0	4.093.383
**D WILMINGTON INTERNATIONAL FUND	112.360	0	112.360
**D INVESCO MARKETS III PLC	183	0	183
**D INVESCO S AND P INTERNATIONAL DEVELOPED QUALITY ETF	21.179	0	21.179
**D INVESCO FTSE RAFI DEVELOPED MARKETS EX U S ETF	15.861	0	15.861
**D GREAT WEST INTERNATIONAL GROWTH FUND	310.000	0	310.000
**D AMG TIMESQUARE GLOBAL SMALL CAP FUND	1.700	0	1.700
**D MAN GIG EUROPEAN EQUITY ALTERNATIVE	1.307	0	1.307
**D GREAT WEST INTERNATIONAL INDEX FUND	53.591	0	53.591
**D BLACKROCK LIFE LIMITED	24.011	0	24.011
**D CORNELL UNIVERSITY	2.376	0	2.376
**D PENSION RESERVES INVESTMENT TRUST FUND	294.875	0	294.875
**D VIRGINIA RETIREMENT SYSTEM	2.601	0	2.601
**D PRINCIPAL FUNDS INC INTERNATIONAL EQUITY INDEX	41.762	0	41.762
**D THE SEVENTH SWEDISH NATIONAL PENSION FUND AP 7 EQUITY FUND	730.885	0	730.885
**D ENSIGN PEAK ADVISORS INC	487.135	0	487.135
**D INTERNATIONAL BANK FOR RECONSTRUCTION AND DEVELOPMENT	4.037	0	4.037
**D BLACKROCK GLOBAL FUNDS	14.279.616	0	14.279.616
**D PRINCIPAL FUNDS INC GLOBAL MULTI STRATEGY FUND	4.175	0	4.175
**D GOLDMAN SACHS ETF TRUST GOLDMAN SACHS PARKHUBETA INTERMATIO	13.917	0	13.917
**D VOYA GLOBAL ADVANTAGE AND PREMIUM OPPORTUNITY FUND	29.516	0	29.516
**D VOYA GLOBAL EQUITY DIVIDEND AND PREMIUM OPPORTUNITY FUND	88.993	0	88.993
**D VOYA INTERNATIONAL HIGH DIVIDEND LOW VOLATILITY PORTFOLIO	130.149	0	130.149
**D ABB PENSION FUND	2.018	0	2.018
**D SIEMENS ABSOLUTE RETURN	10.497	0	10.497
**D METROPOLITAN WATER RECLAMATION DISTRICT RETIREMENT FUND	14.169	0	14.169
**D STECHTING SPORTSWEARFONDS	17.277	0	17.277
**D INVESCO S AND P EUROPE 350 EQUAL WEIGHT INDEX ETF	431	0	431
**D ALLSTATE INSURANCE COMPANY	12.695	0	12.695



Pagina 17

DE\* delega alla persona fisica sopra indicata con il numero della scheda magnetica

\*\*D delega alla persona fisica sopra indicata con il numero della scheda magnetica (Votazione riservata ai gestori e assistenti)

R1\* rappresentanza legale alla persona fisica sopra indicata con il numero della scheda magnetica

1

1.821

1.821

Tstic:

0

Azionisti in proprio:

Azionisti in delega:

## LISTA ESITO DELLE VOCAZIONE

Oggetto: 9. Delega al Consiglio di Amministrazione, ai sensi dell' art. 2443 Cod. civ., della facoltà di deliberare nel 2027 un aumento gratuito del capitale sociale, ai sensi dell' art. 2349 Cod. civ., di massimi Euro 35.671,35

## FAVOREVOLI

Cognome	Tot. Voti	Proprio	Delega
**D TO 50 PERCENT HEDGED FTSE INTERNATIONAL ETF	13.581	0	10.581
**D GOLDMAN SACHS ETF TRUST GOLDMAN SACHS ACTIVE BETA INTERNAT	186.748	0	186.748
**D GOLDMAN SACHS ETF TRUST GOLDMAN SACHS ACTIVE BETA EUROPE E	1.646	0	1.646
**D AXA NES FINANCIAL DESIGNATED ACTIVITY CO	750.000	0	750.000
**D XTRACKERS MSCI EUROZONE HEDGED EQUITY ETF	1.326	0	1.326
**D FLUIGERS AND PIPELINES NATIONAL PENSION FUND	22.497	0	122.497
**D VOYA GLOBAL EQUITY FUND	49.367	0	49.367
**D EMPLOYEES RETIREMENT SYSTEM OF THE CITY OF BALTIMORE	789	0	789
**D VOYA GLOBAL HIGH DIVIDEND LOW VOLATILITY PORTFOLIO	103.254	0	103.254
**D VOYA INTERNATIONAL INDEX PORTFOLIO	86.480	0	86.480
**D THE AMERICAN UNIVERSITY IN CAIRO	2.769	0	2.769
**D FIRE AND POLICY EMPLOYEES' RETIREMENT SYSTEM OF THE CITY OF BALTIMORE	69.867	0	69.867
**D MEXTERA ENERGY DUANE ARNOLD LLC NON QUALIFIED DECOMMISSION	535	0	535
**D ARIZONA SPECS TRUST	65.028	0	65.028
**D DAS INVESTMENT GMBH ON BEHALF OF DAS FONDS BPT	89.366	0	89.366
**D SEMPER ENERGY PENSION MASTER TRUST	10.455	0	10.455
**D TEACHERS RETIREMENT SYSTEM OF LOUISIANA	1	0	1
**D INVESTINGFOREXINGEN LARGENES INVEST LI ARTIER GLOBAL	3.387	0	3.387
**D KAPITEFORINGEN LARGENES INVEST KUI ARTIER GLOBAL	9.360	0	9.360
**D BLACKROCK LIFE IMU	475.684	0	475.684
**D XTRACKERS MSCI EUROPE HEDGED EQUITY ETF	29.429	0	29.429
**D INVESCO FOREGETA FTSE DEVELOPED EX NORTE AMERICA ETF	3.899	0	3.899
**D XI FONDS K10	37.291	0	37.291
**D STANDARD BANK OF SOUTH AFRICA LTD	34.948	0	34.948
**D XTRACKERS FTSE DEVELOPED EX US MULTIFACTOR ETF	57.333	0	57.333
**D FIDELITY CONCORD STREET TRUST FIDELITY INTERNATIONAL INDEX FUND	1.440	0	1.440
**D CALIFORNIA WORKERS FIDEL PENSION TRUST	1.469.586	0	1.469.586
**D THE BOARD OF PENSIONS OF THE PRESBYTERIAN CHURCH USA	339.754	0	339.754
**D MALLSOUTH CORP R/A VERA TRUST	269.438	0	269.438
**D EUROPEAN CENTRAL BANK	7.169	0	7.169
**D EATON VANCE MANAGEMENT	51.955	0	51.955
**D ANY MITION INTERNATIONAL STOCK INDEX FUND	892	0	892
**D FIRE AND POLICE PENSION ASSOCIATION OF COLORADO	17.878	0	17.878
**D KARVILLE PERSONAL INJURY SETTLEMENT TRUST	43.086	0	43.086
**D SHELTON PENSION TRUST	2.923	0	2.923
**D LAWRENCE LIVERMORE NATIONAL SECURITY LLC AND LOS ALAMOS NA DEFINED BENEFIT PLAN GROUP TRUST	11.825	0	11.825
**D STANDARD LIFE INVESTMENTS GLOBAL	179.242	0	179.242
**D IOWA PUBLIC EMPLOYERS RETIREMENT SYSTEM	2.391.222	0	2.391.222
**D AT AND T SAVINGS GROUP INVESTMENT TRUST	154.966	0	154.966
**D TREASURER OF THE STATE OF NORTH CAROLINA EQUITY INVESTMENT	40.967	0	40.967
**D FLORIDA GLOBAL EQUITY FUND LLC	131.428	0	131.428
**D DIOPSE OF VENICE PENSION PLAN AND TRUST	4.656	0	4.656
**D ORCOR RETIREMENT PLAN TRUST	590	0	590
**D PUBLIC EMPLOYEE RETIREMENT SYSTEM OF IDAHO	28.289	0	28.289
**D PUBLIC SCHOOL TEACHERS PENSION AND RETIREMENT FUND OF CHICAGO	28.211	0	28.211
**D NATIONAL TREASURY MANAGEMENT AGCY	150.356	0	150.356
**D MSP MINNESOTA PRAIRIE I RETAIL QUALIFIED TRUST	2.427	0	2.427
**D MSP MINNESOTA RETAIL PRAIRIE I	2.702	0	2.702
	3.457	0	3.457

## LISTA ESITO DELLE VOCAZIONE

Oggetto: 9. Delega al Consiglio di Amministrazione, ai sensi dell'art. 2443 Cod. civ., della facoltà di deliberare nel 2027 un aumento gratuito del capitale sociale, ai sensi dell'art. 2349 Cod. civ., di massimi Euro 35.671,35

## FAVOREVOLI

Cognome	Tot. Voti	Proprio	Delega
**3 DREAM FONDS ZDV	6.905	0	6.905
**3 FIDELITY SAI INTERNATIONAL INDEX FUND	201.378	0	201.378
**3 AURION GLOBAL EQUITY FUND	1.692	0	1.692
**3 AXI INTERNATIONAL INDEX FUND	58.168	0	58.168
**3 AXI DFA INTERNATIONAL CORE EQUITY FUND	4.911	0	4.911
**3 BLACKROCK FUND MANAGERS LTD	8.814.359	0	8.814.359
**3 ES RIVER AND MERCANTILE GLOBAL RECOVERY FUND	60.513	0	60.513
**3 JOHN DEERE PENSION TRUST	167.880	0	167.880
**3 JOHN DEERE PENSION TRUST	103.023	0	103.023
**3 MUNICIPAL POLICE EMPLOYEES RETIREMENT SYSTEM	40.909	0	40.909
**3 FIRST TRUST GLOBAL FUNDS PLC FIRST TRUST GLOBAL EQUITY IN	1.002	0	1.002
**3 NJCC INCOME INSURANCE CO OPERATIVE LIMITED	4.947	0	4.947
**3 COUNTY AND MUNICIPAL GOVERNMENT CAPITAL IMPROVEMENT TRUST FUND	82.603	0	82.603
**3 ALABAMA TRUST FUND	189.290	0	189.290
**3 CCK ENTERPRISES INC MASTER TRUST	158.066	0	158.066
**3 NATIONAL ELEVATOR INDUSTRY PENSION PLAN	162.406	0	162.406
**3 MAPFRE MSV LIFE PLC	117.085	0	117.085
**3 ALASKA PERMANENT FUND CORPORATION	6.447	0	6.447
**3 KOOKMIN BANK ACTING AS TRUSTEE OF SMANGUNG EUROPEAN ESG SECURITIES MASTER INVESTMENT TRUST EQUITY	48.660	0	48.660
**3 EYET INEA FONDS	33.085	0	33.085
**3 INKA PERAK	44.992	0	44.992
**3 AOS HEMET COLLECTIVE INVESTMENT TRUST	34.200	0	34.200
**3 COMMONWEALTH OF PENNSYLVANIA PUBLIC SCHOOL EMPLOYEES RETIR	67.117	0	67.117
**3 COMMONWEALTH OF PENNSYLVANIA PUBLIC SCHOOL EMPLOYEES RETIREMENT SYSTEM	535.797	0	535.797
**3 COMMONWEALTH OF PENNSYLVANIA TREASURY	3.251	0	3.251
**3 PUBLIC EMPLOYEES RETIREMENT SYSTEM OF NEVADA	340.461	0	340.461
**3 RETIREMENT BENEFITS INVESTMENT FUND	5.283	0	5.283
**3 TEXAS EDUCATION AGCY	116.931	0	116.931
**3 TEXAS EDUCATION AGCY	15.138	0	15.138
**3 BOOL REINSURANCE CO LTD	2.498	0	2.498
**3 MINISTRY OF DEFENSE PENSION FUND OF THE SULTANATE OF OMAN	28.874	0	28.874
**3 PERA SERIES DEVELOPED INTERNATIONAL INDEX FUND	3.910	0	3.910
**3 RIVER AND MERCANTILE GLOBAL HIGH ALPHA FUND	58.850	0	58.850
**3 AMC TIMESQUARE INTERNATIONAL SMALL CAP FUND	665.513	0	665.513
**3 BLACKROCK GREATER EUROPE INVESTMENT TRUST PLC	823.358	0	823.358
**3 FLORIDA RETIREMENT SYSTEM TRUST FUND	30.100	0	30.100
**3 ABERDEEN STANDARD SICAV II	137	0	137
**3 TEXAS EDUCATION AGENCY	23.211	0	23.211
**3 OPERATING ENGINEERS LOCAL 101 PENSION FUND	100.000	0	100.000
**3 BELL ATLANTIC MASTER TRUST	2.049	0	2.049
**3 VERTON MASTER SAVINGS TRUST	185.003	0	185.003
**3 VOYA MUTLI MANAGER INTERNATIONAL FACTORS FUND	69.014	0	69.014
**3 THE UKSAR GOVERNMENT SCHOLARSHIP FUND	309	0	309
**3 STITCHING BABOBANK PENSIONFONDS	99.995	0	99.995
**3 PUBLIC SERVICE ENTERPRISE GROUP INCORPORATED MASTER DEFINED TRUST	259.290	0	259.290
**3 DUK ENERGY QUALIFIED NUCLEAR DECOMMISSIONING	25.722	0	25.722
**3 OPTIMUM FUND TRUST OPTIMUM INTERNATIONAL FUND	323.916	0	323.916
**3 QUALITY EDUCATION FUND	1.093	0	1.093
**3 INVESCO INTERNATIONAL DEVELOPED DYNAMIC MULTIFACTOR ETF	8.340	0	8.340
**3 PUBLIC EMPLOYEES RETIREMENT SYSTEM OF OHIO	1.587.483	0	1.587.483
**3 ADVANCE PLANNING LIMITED	2.541	0	2.541



Pagina 19

Dg\* delega alla persona fisica sopra indicata con il numero della scheda magnetica

\*\*D delega alla persona fisica sopra indicata con il numero della scheda magnetica (voce non effettuata alla presidenza assistita)

RL\* rappresentanza legale alle persone fisiche sopra indicate con il numero della scheda magnetica

Azionisti: 1.821 Totic: 1.821  
 Azionisti in proprio: 0 Azionisti in delega: 1.821

LISTA ESITO DELLE VOTAZIONE

Oggetto: 9. Delega al Consiglio di Amministrazione, ai sensi dell'art. 2443 Cod. civ., della facoltà di deliberare nel 2027 nn aumento gratuito del capitale sociale, ai sensi dell' art. 2349 Cod. civ., di massimi Euro 35.671,35

FAVOREVOLI

Cognome	Tot. Voti	Proprio	Delega
**D UENITY PRE ARRANGEMENT LIMITED	3.656	0	3.656
**D GMI INVESTMENT TRUST	44.180	0	44.180
**D INEVANA PUBLIC RETIREMENT SYSTEM	630.836	0	630.836
**D KENTUCKY RETIREMENT SYSTEMS	580.000	0	580.000
**D KENTUCKY RETIREMENT SYSTEMS INSURANCE TRUST FUND	250.000	0	250.000
**D PUBLIC EMPLOYEES RETIREMENT ASSOCIATION OF NEW MEXICO	6.657	0	6.657
**D THE BANK OF NEW YORK MELLON CORPORATION RETIREMENT PLANS MASTER TRUST	82.720	0	82.720
**D THE BOARD OF PENSIONS OF THE EVANGELICAL LUTHERAN CHURCH IN ABE	127.184	0	127.184
**D BOARD OF PENSIONS OF THE EVANGELICAL LUTHERAN CHURCH IN AMERICA	125.647	0	125.647
**D HSBC GLOBAL EQUITY FUND	20.363	0	20.363
**D HSBC INTERNATIONAL EQUITY INDEX FUND	10.169	0	10.169
**D TENNESSEE VALLEY AUTHORITY RETIREMENT SYSTEM	1	0	1
**D UFS GROUP TRUST	124.056	0	124.056
**D STICHTING BEDRIJFSSTAKENFONDUS VOOR DE ROERMONDINDUSTR	5.805	0	5.805
**D STICHTING BEDRIJFSSTAKENFONDUS VOOR HET	1.634	0	1.634
**D MITE LEIZIGER TRUST INVESTMENT GESSELLSCHAFT MBH	3.709	0	3.709
**D EGIN OGA INTERNATIONAL DEVELOPED MARKETS INDEX FUND	2.456	0	2.456
**D ENERGY INSURANCE MUTUAL LIMITED	4.702	0	4.702
**D ADDLETON WORKS ENERGY AND SALARIED UNION	2.865	0	2.865
**D BAITIER INTERNATIONAL DISCOVERY SERIES	518.966	0	518.966
**D METROPOLITAN LIFE INSURANCE COMPANY	117.297	0	117.297
**D FRANKLIN GLOBAL TRUST FRANKLIN INTERNATIONAL GROWTH FUND	4.550.000	0	4.550.000
**D FRANKLIN TEMPLETON VARIABLE INSURANCE PRODUCTS TRUST VIP FUND	92.326	0	92.326
**D FRANKLIN INTERNATIONAL CORE EQUITY 10 FUND	145.135	0	145.135
**D AMUNDI SGR SPA AMUNDI RISPARMIO ITALIA	333.066	0	333.066
**D AMUNDI SGR SPA AMUNDI SVILUPPO ITALIA	1.033.000	0	1.033.000
**D AMUNDI SGR SPA	198.636	0	198.636
**D AMUNDI SGR SPA AMUNDI ELITE MULTI ASSET FLEXIBLE	57.270	0	57.270
**D AMUNDI SGR SPA AMUNDI OBBLIGAZIONARIO EURO A DES TRIBUTONE	33.283	0	33.283
**D GRANDER PEAK INTERNATIONAL	302.489	0	302.489
**D BEL GLOBAL MASTER FUND PLC THE	6.830	0	6.830
**D GRANDER PEAK INTERNATIONAL ST	1.071.456	0	1.071.456
**D GRANDER PEAK GLOBAL STRATEGIES	127.485	0	127.485
**D AB SICAV III DYNAMIC ALL FWA	1.552	0	1.552
**D XOMUSAI EQUITY INDEX FUND	20.873	0	20.873
**D MORGAN STANLEY PATHWAY FUND	12.906	0	12.906
**D KETZLER UNIVERSAL TRUST KLANOR	20.400	0	20.400
**D BRIDGE BUILDER INTERNATIONAL S	30.842	0	30.842
**D CUSTODY BANK OF JAPAN LTD	3.047	0	3.047
**D FINANCIAL INVESTORS TRUST	750	0	750
**D BLACKROCK EUROFUND	139.537	0	139.537
**D VETTER INTERNATIONAL INVESTME	528.000	0	528.000
**D MORGAN STANLEY PATHWAY FUNDS	123.763	0	123.763
**D CLJAY ALOTS	19.041	0	19.041
**D AXA IN FLEX 100	139.626	0	139.626
**D PASTEUR ISR	116.656	0	116.656
**D SLEND	27.398	0	27.398
**D EXCEC CASSETTE DIVERSIFIABLE	28.582	0	28.582
**D SOFICAP AF CLIMATE FEE	8.263	0	8.263
**D SG BLACKROCK ACTIONS RURO	57.923	0	57.923
**D ASI PROGETTO ASI SOSTENIBIL III	1.269	0	1.269

LISTA ESITO DELLE VOTAZIONI

Oggetto: 9. Delega al Consiglio di Amministrazione, ai sensi dell'art. 2443 Cod. civ., della facoltà di deliberare nel 2027 un aumento gratuito del capitale sociale, ai sensi dell'art. 2349 Cod. civ., di massimi Euro 35.671,35

FAVOREVOLI

Cognome	Tot. Voti	Proprio	Delega
**D ASI PROGETTO AZ SOST IV	534	0	534
**D ASI PROGETTO CEDOLA C1 2024	2.150	0	2.150
**D ASI PROGETTO CEDOLA 09 2023	1.678	0	1.678
**D ASI PROGETTO CEDOLA 10 2023	1.484	0	1.484
**D ASI - PROGETTO CEDOLA 12 2023	1.113	0	1.113
**D ASI PROGETTO AZIONE SOST V	466	0	466
**D ASI PROGETTO AZIONE SOST II	464	0	464
**D ASI PROGETTO AZIONE	626	0	626
**D PSSE PROGETTO CEDOLA 01 2023	1.994	0	1.994
**D PSSE PROGETTO CEDOLA 02 2023	2.133	0	2.133
**D PSSE PROGETTO CEDOLA 03 2023	2.080	0	2.080
**D ASI PROGETTO CEDOLA 05 2022	1.716	0	1.716
**D ASI PROGETTO CEDOLA 06 2022	1.753	0	1.753
**D ASI PROGETTO CEDOLA 07 2022	1.616	0	1.616
**D ASI - PROGETTO CEDOLA 10 2022	1.906	0	1.906
**D ASI PROGETTO CEDOLA 12 2022	2.908	0	2.908
**D ASI PROGETTO CEDOLA 04 2024	1.158	0	1.158
**D PSSE PROGETTO AZIONE SOSTENIBILI	935	0	935
**D ASUNDO TOTAL RETURN	3.560	0	3.560
**C ASI PROGETTO CEDOLA 04 2023	1.634	0	1.634
**D ASI PROGETTO CEDOLA 05 2023	1.550	0	1.550
**D ASI PROGETTO CEDOLA 07 2023	1.065	0	1.065
**D LIF LYXOR MSCI EKG ESG	13.722	0	13.722
**D LIF IND ED LYXOR CORE STOXX EU	304.419	0	304.419
**D MULTI ENITS LUX LYXOR CORE MSC	43.241	0	43.241
**D MUL IVX FTSE IT ALL CAP PIR 2	11.607	0	11.607
**D LYXINDX FUND LYXOR MSCI EMU	16.653	0	16.653
**D LYXOR CORE MSCI WORLD	20.052	0	20.052
**D MU LUX LYXOR EURO STORX BANK	1.907.342	0	1.907.342
**D ANZF PMU EQUITY	18.440	0	18.440
**D AIF MULTI ASSET GEODORICO	8.643	0	8.643
**D AIF TACTICAL PORTFOLIO INCOME	14.637	0	14.637
**D MUL LYXOR MSCI WORLD CLIMATE C	2.361	0	2.361
**D MUL LYX NET ZERO SP EUROPE	7.061	0	7.061
**D LIF LYXOR MSCI WORLD CARBON 2R	2.811	0	2.811
**D MUL LYX NET ZERO 50 SP EUROPE C	231.307	0	231.307
**D AFS ICAN GLOBAL MULTI ASSET GR	912	0	912
**D LYXOR FTSE MIB ECITS ECF	743.969	0	743.969
**D LYXOR MSCI EUROPE UCITS ETF	53.315	0	53.315
**D AM S.P. DIVERSIFIED TARGET 1	1.339	0	1.339
**D ASI - PROGETTO CEDOLA 09 2022	3.287	0	3.287
**D ASI - PROGETTO CEDOLA 06 2023	1.210	0	1.210
**D AMIF - EUROPEAN EQUITY	18.593	0	18.593
**D UBS (LUX) INSTITUTIONAL FUND - ECITIES EUROPE (EX CH) PASSIVE II	257.361	0	257.361
**D UBS (LUX) INSTITUTIONAL FUND - ECITIES EUROPE (EX CH) PASSIVE	142.868	0	142.868
**D UBS FUND MANAGEMENT(LUXEMBOURG) SA	498.312	0	498.312
**D DIGITAL FUNDS STARS EUROPE	1.280	0	1.280
**D MISCOR BANK (LUX) BONDS INTERSTOCK	155.894	0	155.894
**D DIGITAL FUNDS STARS EUROPE	1.860	0	1.860
**D UBS (LUX) STRATEGY SICAV-SYSTEMATIC - ALLOCATION PF MEDITERR (USD)	6.797	0	6.797
**D UBS (LUX) STRATEGY SICAV-SYSTEMATIC - ALLOCATION PF DEFENSIVE (USD)	1.852	0	1.852



## LISTA ESITO DELLE VOTAZIONI

Oggetto: 9. Delega al Consiglio di Amministrazione, ai sensi dell'art. 2443 Cod. civ., della facoltà di deliberare nel 2027 un aumento gratuito del capitale sociale, ai sensi dell'art. 2349 Cod. civ., di massimi Euro 35.671,35

## FAVOREVOLI

Cognome	Tot. Voti	Proprio	Delega
**D MIGROS BANK (LUX) FONDS 30	1.380	0	1.380
**D DBS (LUX) INSTITUTIONAL SICAV EQUITIES GLOBAL (EX USA) PASSIVE	5.730	0	5.730
**D STRATEGY SICAV	4.435	0	4.435
**D DBS (LUX) STRATEGY STOV SAP DYNAMIC (USD)	2.472	0	2.472
**D DBS (LUX) KEY SELECTION SICAV - SYSTEMATIC ALLOCAT PTF EQUITY (USD)	5.221	0	5.221
**D DBS (LUX) SICAV 1	403	0	403
**D LUXEMBOURG SELECTION FUND - CORE MEDIO ELEVATO	15.286	0	15.286
**D LUXEMBOURG SELECTION FUND -CORE MEDIO	21.960	0	21.960
**D ASSET MANAGEMENT EXCHANGE UCITS CCF	16.826	0	16.826
**D STICHTING PENSIONFONDS ING	32.771	0	32.771
**D LEGAL AND GENERAL CCF	25.198	0	25.198
**D BANK OF BOTSWANA	39.300	0	39.300
**D THE PUBLIC INSTITUTION FOR SOCIAL SECURITY	100.806	0	100.806
**D GENERAL ORGANISATION FOR SOCIAL INSURANCE	281.703	0	281.703
**D GENERAL ORGANISATION FOR SOCIAL INSURANCE	148.954	0	148.954
**D INTERNATIONAL MONETARY FUND RETIRED STAFF BENEFITS INVESTMENT ACCOUNT	52.671	0	52.671
**D WELLS FARGO INVESTMENT FUND.	4.873	0	4.873
**D ANDRA 22 FONDEN	113.624	0	113.624
**D BAILLIE GIFFORD EUROPEAN GROWTH TRUST PLC	483.414	0	483.414
**D H. MULTI MANAGER BALANCED MANAGED TRUST	231.499	0	231.499
**D H. MULTI MANAGER SPECIAL SITUATIONS TRUST.	338.145	0	338.145
**D H. MULTI MANAGER EUROPEAN	49.833	0	49.833
**D PREMIER ATION EUROPEAN SUSTAINABLE LEADERS FUND	232.403	0	232.403
**D PREMIER ATION EUROPEAN OPPORTUNITIES FUND	6.833.736	0	6.833.736
**D LEGAL & GENERAL FUTURE WORLD ESG DEVELOPED INDEX FUND	1.882	0	1.882
**D LEGAL & GENERAL GLOBAL EQUITY INDEX FUND	333.521	0	333.521
**D LEGAL AND GENERAL EUROPEAN INDEX TRUST	10.123.457	0	10.123.457
**D JUPITER EUROPEAN SPECIAL SITUATIONS FUND.	659.596	0	659.596
**D JUPITER EUROPEAN SWALLER COMPANIES FUND.	34.679	0	34.679
**D LEGAL & GENERAL FUTURE WORLD ESG EUROPE EX UK INDEX FUND	67.241	0	67.241
**D PREMIER ATION EUROPEAN EQUITY INCOME FUND	3.305	0	3.305
**D STICHTING BLUE SKY LIQUID ASSET FUNDS	44.370	0	44.370
**D SALT RIVER PIMA MARICOPA INDIAN COMMUNITY	55.601	0	55.601
**D NGL ON COMMON DAILY ALL COUNTRY WORLD EX US ROCIUM INDEX	28.942	0	28.942
**D THE BOARD OF THE PENSION PROTECTION FUND REASSURANCE	29.561	0	29.561
**D MICHELIN NORTH AMERICA INC. MASTER RETIREMENT TRUST	24.712	0	24.712
**D UNITED NINE WORKERS OF AMERICA 1974 PENSION TRUST 1974 PENSION TRUST	19.548	0	19.548
**D MICHELIN NORTH AMERICA INC. MASTER RETIREMENT TRUST	17.581	0	17.581
**D KIDWEST OPERATING ENGINEERS PENSION TRUST FUND	140.423	0	140.423
**D WISE ON COMMON DAILY EAFS INDEX FUND LENDING	30.186	0	30.186
**D BOY SCOUTS OF AMERICA MASTER PENSION TRUST	83.089	0	83.089
**D CITY OF FIRENSO RETIREMENT SYSTEMS	164.018	0	164.018
**D CSRA INSURANCE EXCHANGE	1.654	0	1.654
**D CITY OF PHILADELPHIA PUBLIC EMPLOYEES RETIREMENT SYSTEM	35.829	0	35.829
**D EMPLOYEES RETIREMENT FUND OF THE CITY OF DALLAS.	49.257	0	49.257
**D FIREMEN'S ANNUITY AND BENEFIT FUND OF CHICAGO	14.058	0	14.058
**D IBM DIVERSIFIED GLOBAL EQUITY FUND	9.361	0	9.361
**D MERCER PASSIVE SUSTAINABLE INTERNATIONAL SHARES FUND	1.675	0	1.675
**D STICHTING HET KENKEN PENSIOENFONDS	17.582	0	17.582
**D STICHTING PENSIONFONDS SINGITARIUS	16.757	0	16.757

## Pagina 22

DE\* delega alla persona fisica sopra indicata con il numero della scheda magnetica

\*\*D Delega alla persona fisica sopra indicata con il numero della scheda magnetica (votazione effettuata alla postazione assistita)

RI\* rappresentanza legale alla persona fisica sopra indicata con il numero della scheda magnetica

Azionisti:

1.821 Tasse:

0 Azionisti in delega:

1.821

LISTA ESITO DELLE VOTAZIONI

Oggetto: 9. Delega al Consiglio di Amministrazione, ai sensi dell'art. 2443 Cod. civ., della facoltà di deliberare nel 2027 un aumento gratuito del capitale sociale, ai sensi dell'art. 2349 Cod. civ., di massimi Euro 35.671,35

FAVOREVOLI

Cognome	Tot. Voti	Proprio	Delega
**D SWITCHING PENSIONFONDS VAN DE METALEKTRO (942)	202.238	0	0
**D ST-CLICLING PENSIONFONDS APP.	15.161	0	15.161
**D TREDCE RE FONDEN	933.093	0	933.093
**D PUBLIC EMPLOYEES RETIREMENT ASSOCIATION OF COLORADO	728.649	0	728.649
**D DOM RETIREMENT GROUP TRUST	77.438	0	77.438
**D FUTURE FUND BOARD OF GUARDIANS FOR AND ON BEHALF OF FUTURE F.	150.023	0	150.023
**D NORTHERN TRUST UCLBS COMMON CONTRACTUAL FUND	415.385	0	415.385
**D COMMONWEALTH GLOBAL INFRASTRUCTURE SECURITIES FUND I.	36.394	0	36.394
**D MUSCIEAL EMPLOYEES' ANNUITY AND BENEFIT FUND OF CHICAGO	1.371	0	1.371
**D UNITED NATIONS RELIEF AND WORKS AGENCY FOR PALESTINE REFUGEE	3.565	0	3.565
**D THOMAS J. WALTON FAMILY TRUST UAD 03 19 13	5.950	0	5.950
**D NIGI OM COMMON DAILY ALL COUNTRY WORLD EX US INVESTABLE MARKET INDEX FUND NON LENDING	22.758	0	22.758
**D R.B. GENNA NUCLEAR POWER PLANT QUALIFIED FUND	1.200	0	1.200
**D SEAN P ANDRADE 2016 IR UAD FEB 8 1991	1.693	0	1.693
**D INTERNATIONAL GROWTH FUND	320.000	0	320.000
**D S. ROBSON WALTON 2010 TRUST	5.544	0	5.544
**D QS INVESTORS INTERNATIONAL EQUITY REI CUT	515	0	515
**D JCM 1987 ARTICLE II DESC TRUST FOTEN	279	0	279
**D STEVART L. WALTON FAMILY TRUST UAD 3 19 13	6.478	0	6.478
**D S. ROSSON WALTON 2009 GRAT NO. 4 ARTICLE II TRUST	2.187	0	2.187
**D PRESBYTERIAN CHURCH (USA) FOUNDATION	6.124	0	6.124
**D THE CALIFORNIA WELLNESS FOUNDATION	56.416	0	56.416
**D CANVEST CLIFFS NUCLEAR POWER PLANT UNIT ONE QUALIFIED FUND	2.500	0	2.500
**D AON SAVINGS PLAN TRUST	31.220	0	31.220
**D BASTELLE MEMORIAL INSTITUTE	14.310	0	14.310
**D ALICE A PROIETTI FAMILY TRUST UAD 09 27 13	1.059	0	1.059
**D CORTEVA AGRISCIENCE DEFINED CONTRIBUTION PLAN MASTER TRUST	19.179	0	19.179
**D DREHBA'S MICRO CAP GROWTH FUND	96.244	0	96.244
**D ESSENTIA HEALTH	3.204	0	3.204
**D HARDING JOHNSON FUNDS INC. INTERNATIONAL EQUITY RESEARCH PORTFOLIO	2.153	0	2.153
**D HALLIBURTON COMPANY EMPLOYEE BENEFIT MASTER TRUST	61.286	0	61.286
**D ALIGHT SOLUTIONS LLC 401(K) PLAN TRUST	19.586	0	19.586
**D JOSHUA GREEN CORPORATION	1.082	0	1.082
**D NIGI OM COMMON DAILY RATE INDEX FUND NON LENDING	90.075	0	90.075
**D NEMOURS FOUNDATION	562	0	562
**D NINE XILE POINT NDT QUALIFIED PARTNERSHIP	3.600	0	3.600
**D MORGAN STANLEY DEFINED CONTRIBUTION MASTER TRUST	70.228	0	70.228
**D THE MEDICAL AND DENTAL DEFENCE UNION OF SCOTLAND	18.618	0	18.618
**D METELIDE 401(K) PLAN TRUST	287.778	0	287.778
**D KBI GLOBAL INVESTMENT FUND	2.309	0	2.309
**D HONG KONG SPECIAL ADMINISTRATIVE REGION GOVERNMENT EXCHANGER	600.032	0	600.032
**D BEAR DRUGS FUND ASSOCIATION	752	0	752
**D GLOBAL BOND FUND WACROSSE INC	21.276	0	21.276
**D SENTINEL INTERNATIONAL FUND	1.064	0	1.064
**D SENTINEL INTERNATIONAL TRUST	3.427	0	3.427
**D SIX GLOBAL BALANCED TRUST.	659	0	659
**D WAM INVESTMENTS LLC	581	0	581
**D TRYSSEN GLOBAL INVESTMENTS CORP	626	0	626
**D PRO GEN INVESTMENTS LLC	571	0	571
**D CINDY SPRINGS LLC	48.975	0	48.975
**D CARROLL AVENUE PARTNERS LLC.	71	0	71



LISTA ESITO DELLE VOTAZIONI

Oggetto: 9. Delega al Consiglio di Amministrazione, ai sensi dell'art. 2443 Cod. civ., della facoltà di deliberare nel 2027 un aumento gratuito del capitale sociale, ai sensi dell'art. 2349 Cod. civ., di massimi Euro 35.671,35

FAVOREVOLI

Cognome	Tot. Voti	Proprio	Delega
**D CMC GLOBAL SECURITIES LP	753	0	753
**D ALLON MARKETABLE SECURITIES COMMON TRUST FUND C O KESNICK MANAGEMENT	1.881	0	1.881
**D DYNASTY INVEST LTD	1.354	0	1.354
**D DEI LP EQUITY (PASSIVE	1.693	0	1.693
**D INTERNATIONAL EXTERIATE BENEFIT MASTER TRUST	2.860	0	2.860
**D HASLAM FAMILY INVESTMENT PARTNERSHIP C O HF CAPITAL	1.077	0	1.077
**D INTERNATIONAL EQUITY FUND LLC	7.819	0	7.819
**D LAME AVENUE INVESTMENTS LLC	30.081	0	30.081
**D LVM INVESTMENTS LLC	44.858	0	44.858
**D LSHMAN SYMME FAMILY PARTNERS LAC TEFVAN SYMME FAMILY PARTNERS LLC	62	0	62
**D LEGAL & GENERAL MSCI EAFE FUND LLC	51.708	0	51.708
**D NELKE PARTNERSHIP C O NORTHERN TRUST COMPANY MANAGER	1.208	0	1.208
**D FUNDO DE PESSOAS	6.241	0	6.241
**D FIRST INITIATIVES INSURANCE LTD	12.844	0	12.844
**D FTIDORE PARTNERS LLC	329	0	329
**D MFC INTERNATIONAL FUND LLC	624	0	624
**D LEGAL & GENERAL MSCI EAFE ST FUND LLC	44.979	0	44.979
**D K INVESTMENTS SH LIMITED	63.462	0	63.462
**D COMENSPHIT HEALTH OPERATING INVESTMENT POOL LLC	88.426	0	88.426
**D ASCENSION ALPHA FUND LLC	2.348	0	2.348
**D UNITED NATIONS JOINT STAFF PENSION FUND	94.527	0	94.527
**D INTERNATIONAL MONETARY FUND STAFF RETIREMENT PLAN	215.611	0	215.611
**D NATIONAL COUNCIL FOR SOCIAL SECURITY FUND FRC	160.409	0	160.409
**D CHEVRON UK PENSION PLAN	3.659	0	3.659
**D FIDELITY INVESTMENT TRUST FIDELITY ENDURING OPPORTUNITIES FUND	1.828	0	1.828
**D FIDELITY SECURITIES FUND FIDELITY FLEX LARGE CAP GROWTH FUND	1.432.471	0	1.432.471
**D FIDELITY INVESTMENT TRUST FIDELITY DIVERSIFIED INTERNATIONAL	969.775	0	969.775
**D VI CAPITAL LTD	5.556	0	5.556
**D POLICEYEN'S ANNUITY AND BENEFIT FUND OF CHICAGO	18.219	0	18.219
**D NEW ZEALAND SUPERANNUATION FUND	118.362	0	118.362
**D COMPENFAUT SUPERANNUATION CORPORATION AS TRUSTEE FOR ARIA	15.397	0	15.397
**D BERGER DIVERSIFIED ALTERNATIVES FUND	33.539	0	33.539
**D FISHER INVESTMENTS AUSTRALASIA GLOBAL SMALL CAP EQUITY FUND	7.456	0	7.456
**D SUPERANNUATION FUNDS MANAGEMENT CORPORATION OF SOUTH AUSTRALIA	3.995	0	3.995
**D N° WORLD GREEN TRANSITION INDEX FUND	538	0	538
**D GOVERNMENT EMPLOYEES SUPERANNUATION BOARD	17.353	0	17.353
**D LORD MAYOR'S CHARITABLE FOUNDATION	371	0	371
**D AUSTRALIAN CAPITAL TERRITORY	52.879	0	52.879
**D QIC LIMITED	16.190	0	16.190
**D JOHN T WALTON FAMILY TRUST	11.320	0	11.320
**D HWA TRUST NO 2 UAO 01 17 03	279.215	0	279.215
**D HWA TESTAMENTARY TRUST NO. 10	4.319	0	4.319
**D SIERGA FRANKLIN WAGE PLUS EQUITY TRUST	417	0	417
**D HWA TESTAMENTARY TRUST NO 2	1.000.000	0	1.000.000
**D HWA TESTAMENTARY TRUST NO 5	2.885	0	2.885
**D HWA TRUST NO 3 UAO 01 17 03	2.723	0	2.723
**D HWA TESTAMENTARY TRUST NO 3	3.879	0	3.879
**D THE TRUSTEES OF THE HENRY SMITH CHARITY	4.659	0	4.659
**D S. ROBSON WALTON 1999 CHILDRENS TRUST	16.120	0	16.120
**D RESILIENCE TRUST INSTITUTIONAL RETIREMENT TRUST SERIES FIFTEEN	1.340	0	1.340
	66.573	0	66.573

## LISTA ESITO DELLE VOTAZIONE

Oggetto: 9. Delega al Consiglio di Amministrazione, ai sensi dell'art. 2443 Cod. civ., della facoltà di deliberare nel 2027 un aumento gratuito del capitale sociale, ai sensi dell'art. 2349 Cod. civ., di massimi Euro 35.671,35

## FAVOREVOLI

Cognome	Tot. Voti	Proprio	Delega
**D NORTHERN TRUST GLOBAL INVESTMENTS COLLECTIVE FUNDS TRUST	1.008.798	0	1.008.798
**D FORD MOTOR COMPANY DEFINED BENEFIT MASTER TRUST...	10.574	0	10.574
**D NORTHERN FUNDS INTERNATIONAL EQUITY INDEX FUND	177.882	0	177.882
**D SPARTAN GROUP TRUST FOR EMPLOYEE BENEFIT FUNDS.	390.325	0	390.325
**D HARDING LOEWNER FUNDS INC. GLOBAL EQUITY RESEARCH PORTFOLIO	1.194	0	1.194
**D JPM 1987 ARTICLES II DESC TRUST FEOGAR C O WALTON ENTERPRISES LLC	178	0	178
**D JPM TRUST NO. 5 UAD 9 19 02.	1.846	0	1.846
**D CONCK GLOBAL INCOME BUILDER FUND.	294.367	0	294.367
**D JCM 1987 ARTICLES II DESC TRUST PROSIN	176	0	176
**D JCM 1987 ARTICLE II DESC TRUST FEO JMW DTD 1 1 2012	200	0	200
**D JTM TRUST NO. 3 UAD 9 19 02.	3.508	0	3.508
**D JTM TRUST NO. 1 UAD 9 19 02.	2.351	0	2.351
**D JTM TRUST NO. 2 UAD 9 19 02.	3.079	0	3.079
**D LOCKHEED MARTIN CORPORATION MASTER RETIREMENT TRUST...	180.171	0	180.171
**D THE CHARLOTTE-MECKLENBURG HOSPITAL AUTHORITY	59.373	0	59.373
**D AERDIK HEALTH FOUNDATION	2.673	0	2.673
**D CYCLIC FIBROSIS FOUNDATION	15.597	0	15.597
**D ARVEST FOUNDATION	394	0	394
**D NATWEST TRUSTEE AND DEPOSITORY SERVICES LIMITED AS TRUSTEE C	1.644.055	0	1.644.055
**D JEM M ANDRADE 2016 TR UAD FEB 8 1991	3.140	0	3.140
**D EXELON ELIZABETH QUALIFIED FUND	2.472	0	2.472
**D ALFRED L. DUONT CHARITABLE TRUST	8.925	0	8.925
**D BAKER HUGHES INCORPORATED MASTER TRUST	142.734	0	142.734
**D COMMERCE HEALTH RETIREMENT MASTER TRUST	26.766	0	26.766
**D CLEARWATER INTERNATIONAL FUND	3.831	0	3.831
**D CITY OF MILWAUKEE EMPLOYEES RETIREMENT SYSTEM	62.599	0	62.599
**D LOS ANGELES CITY EMPLOYEES RETIREMENT SYSTEM	56.365	0	56.365
**D CITY OF LOS ANGELES FIRE AND POLICE PENSION PLAN	47.768	0	47.768
**D ILLINOIS MUNICIPAL RETIREMENT FUND	232.698	0	232.698
**D GUTDSTONE FUNDS INTERNATIONAL EQUITY INDEX FUND.	27.715	0	27.715
**D GENERAL PENSION AND SOCIAL SECURITY AUTHORITY	31.519	0	31.519
**D MONTGOMERY COUNTY CONSOLIDATED RETIREE HEALTH BENEFITS TRUST	17.400	0	17.400
**D MERCY INVESTMENT SERVICES INC	1.395	0	1.395
**D MONTGOMERY COUNTY EMPLOYEES RETIREMENT SYSTEM	36.724	0	36.724
**D SYRACUSE UNIVERSITY PENSION FUND (SOP)	26.165	0	26.165
**D SUTTER HEALTH MASTER RETIREMENT TRUST	115.600	0	115.600
**D SUTTER HEALTH	75.763	0	75.763
**D UTAH RETIREMENT SYSTEMS	13.350	0	13.350
**D WYOMING RETIREMENT SYSTEM	229.668	0	229.668
**D FISHER INVESTMENTS GLOBAL SMALL CAP UNILE TRUST FUND	1.181	0	1.181
**D FORD MOTOR COMPANY OF CANADA LIMITED PENSION TRUST	68.800	0	68.800
**D INA FOREST INDUSTRY PENSION PLAN 2100	171.608	0	171.608
**D PUBLIC SECTOR PENSION INVESTMENT BOARD.	1.338.740	0	1.338.740
**D TREL-GGA PUBLIC LIMITED COMPANY.	109.900	0	109.900
**D BARINGS INVESTMENT FUNDS PLC.	471	0	471
**D HARDING LOEWNER FUNDS P.C.	16.035	0	16.035
**D POLAR CAPITAL FUNDS P.C.	13.592	0	13.592
**D STATE STREET GLOBAL ADVISORS GROSS ROLL UP UNILE TRUST	411.456	0	411.456
**D BLACKROCK AUTHORIZED CONTRACTUAL SCHEME I	11.778	0	11.778
**D LEGAL & GENERAL ICAV.	15.921	0	15.921
**D BRITISH COLUMBIA INVESTMENT MANAGEMENT CORPORATION.			



Pagina 25

DG\* delega alla persona fisica sopra indicata con il numero della scheda magnetica  
\*\*D delega alla persona fisica sopra indicata con il numero della scheda magnetica  
RL\* rappresentanza legale alla persona fisica sopra indicata con il numero della scheda magnetica

Azionisti: 1.821 Teste: 1.821  
Azionisti in proprio: 0 Azionisti in delega: 1.821

LISTA ESITO DELLE VOTAZIONI

Oggetto: 9. Delega al Consiglio di Amministrazione, ai sensi dell' art. 2443 Cod. civ., della facoltà di deliberare nel 2027 un aumento gratuito del capitale sociale, ai sensi dell' art. 2349 Cod. civ., di massimi Euro 35.671,35

FAVOREVOLI

Cognome	Tot. Voti	Proprio	Delega
**D BANCO NACIONAL DE PANAMA ACTING AS TRUSTEE OF THE FIDUCIARIO DE FONDO DE AHORRO DE PANAMA	3.007	0	3.007
**D ASSET MANAGEMENT EXCHANGE CCF	229.702	0	229.702
**D JOPS CENTRAL AUTHORIZED CONTRACTUAL SCHEME...	86.100	0	86.100
**D AUSTRALIAN RETIREMENT TRUST	322.561	0	322.561
**D THE LF ACCESS POOL ACQUISITION CONTRACTUAL SCHEME	501.791	0	501.791
**D BLACKROCK UCITS CCF, BLACKROCK ASSET MANAGEMENT IRLAND LIMITED	66.103	0	66.103
**D MERSEYSLIDE PENSION FUND	382.828	0	382.828
**D KOMMUNAL LANDERSTONKASSE GIESLIDIG FORSIKRINGSSELSKAP	37.469	0	37.469
**D VERDIPARTNØRET KLP AKSJEGLOBERN INDEX 1	98.343	0	98.343
**D VERDIPARTNØRET KLP AKSJEGLOBERN INDEX 1	33.196	0	33.196
**D VERDIPARTNØRET KLP AKSJEGLOBERN INDEX 1	33.531	0	33.531
**D STICHTING GEDRIFTSTAKENSFONDUS VOOR HET LEVENSMIDDELENBEDRIJF	406.646	0	406.646
**D STICHTING BENSIOFONDUS BOB	20.020	0	20.020
**D STICHTING BEDRIJFSTAKENSFONDUS VOOR HET SCHOONMAK EN GL.	9.968	0	9.968
**D FUADE AP FONDEN	89.401	0	89.401
**D NORTHERN TRUST UCITS PER FUND	74.047	0	74.047
**D CURIST CORE INVESTMENTS I.P. C O FOUN-72	191.829	0	191.829
**D MOORE GLOBAL INVESTMENTS LLC	554	0	554
**D SAN MULTI STRATEGY MASTER FUND MAPLES CORPORATE SERVICES LIMITS	546	0	546
**D GLG EUROPEAN LONG SHORT FUND MAPLES CORPORATE SERVICES LIMIT	4.561	0	4.561
**D FOR TAX AWARE TOTAL RETURN FUND LLC	97.445	0	97.445
**D BELLEVUE FUNDS (LUX) BE ENTREPRENEUR EUROPE SMALL	474.201	0	474.201
**D CHALLENGE FUNDS CHALLENGE FINANCIAL EQUITY FUND	200.000	0	200.000
**D CHALLENGE FUNDS CHALLENGE ITALIAN EQUITY FUND	65.121	0	65.121
**D J O HAMRO CAPITAL MANAGEMENT UMBRELLA FUND PLC J O HAMRO	25.597	0	25.597
**D VARIOFARMER SICAV 3 ALPHA GLOBAL QUALITY ACHIEVERS	497	0	497
**D VONTORREL FUND VESCORE GLOBAL EQUITY MULTI FACTOR	22.002	0	22.002
**D BANEKE INVEST SICAV GLOBAL INDEX	2.243	0	2.243
**D GPO GCF GLOBAL BALANCED POOL	45.023	0	45.023
**D UNIVERSE THE CRI GLOBAL NETWORK FUND CMT CONFIDENTIAL EURO	53.950	0	53.950
**D VONTORREL FUND II 3 ALPHA MEGATRENDS	379	0	379
**D VONTORREL FUND (CH) VESCORE GLOBAL EQUITY MULTI FACTOR C O VONTORREL FONDUS SERVICES AG	2.970	0	2.970
**D CELA INDEXED GLOBAL SHARE FUND	57.495	0	57.495
**D COGNANT FIRST STATE INVESTMENTS LIMITED....	22.882	0	22.882
**D JOHN HANCOCK VARIABLE INSURANCE TRUST INTERNATIONAL EQUITY INDEX CRUSE.	2.031.987	0	2.031.987
**D LEGAL AND GENERAL ASSURANCE (PENSION MANAGEMENT) LIMITED	8.416	0	8.416
**D IIA IA WORLD ESG SCREENED FUND	65.299	0	65.299
**D TRISE LIFE ASSURANCE.	2.837	0	2.837
**D IIA RAFTMP	230.818	0	230.818
**D TRISE LIFE ASSURANCE. PLC	195.367	0	195.367
**D LEGON CUSTODY B.V	44.609	0	44.609
**D OLD MUTUAL GLOBAL	2.842	0	2.842
**D LEGAL AND GENERAL ASSURANCE ( PENSIONS MANAGEMENT) LTD PAC FIVE PSI GLOBAL (EX FOSSIL FUELS) EQUITY INDEX FUND	294.488	0	294.488
**D CITIBANK UK LIMITED AS TRUSTEE FOR AST (STANDARD L-SE) EURO2	90.165	0	90.165
**D OLD WESTBURY SMALL AND MID CAP STRATEGIES FUND.	66.718	0	66.718
**D VANILLE GLOBAL FUND.	219.045	0	219.045
**D INVESCO ECOLED INVESTMENT FUND EUROPE FUND	21.332	0	21.332
**D TRANSAMERICA AIM INTERNATIONAL GROW	25.035	0	25.035
**D THE NUBERA TRUST AND BANKING CO LTD	379.384	0	379.384
**D SLIC II STANDARD LIFE INVESTMENTS	629.967	0	629.967
**D ABERDEEN STANDARD ORIC II AST EUROPE EX UK INCOME EQUITY FUND	376.204	0	376.204
**D STICHTING POOM DEPOSITARY		0	

LISTA ESITO DELLE VOIAZIONE

Oggetto: 9. Delega al Consiglio di Amministrazione, ai sensi dell'art. 2443 Cod. civ., della facoltà di deliberare nel 2027 un aumento gratuito del capitale sociale, ai sensi dell'art. 2349 Cod. civ., di massimi Euro 35.671,35

FAVOREVOLI

Cognome	Tot. Voti	Proprio	Delega
*D NATIONAL COUNCIL FOR SOCIAL SEC FUND	10.975	0	10.975
*D STANDARD LIFE INVESTMENT COMPANYGLOBAL SMALLER	2.873.605	0	2.873.605
*D SDA INTL EQUITY INDEX FD WORLD	17.251	0	17.251
*D THERADNEEDLE (ICX)	5.119.618	0	5.119.618
*D THERADNEEDLE (ICX) COLUMBIA THERADNEEDLE INVESTMENT'S	1.698.924	0	1.698.924
*D THERADNEEDLE INVESTMENT FUNDS ICVC	3.357.455	0	3.357.455
*D ABERDEEN STANDARD OETC III ASE DYNAMIC MULTI ASSET GROWTH	691	0	691
*D TWO SIGMA WORLD CORP FUND LP	15.200	0	15.200
*D LEGAL AND GENERAL COLLECTIVE INVESTMENT TR-ST.	104.514	0	104.514
*D WALDEN INTERNATIONAL EQUITY FUND	35.700	0	35.700
*D SLIC ER EX UK SM CH FD XESC	208.394	0	208.394
*D SAMSUNG GLOBAL CORE EQUITY FUND	2.089	0	2.089
*D NEWBORG NOMINEES LIMITED INVESTORSWIDESPREAD GLOBAL EQUITY (INDEX) TRUST	38.517	0	38.517
*D LATVIJAS BANKA	9.688	0	9.688
*D JOHN HANCOCK FUNDS II INTERNATIONAL STRATEGIC EQUITY ALLOCATION FUND	141.943	0	141.943
*D CITICORP LIMITED	12.638	0	12.638
*D CITICORP LIMITED AS TRUSTEE OF BLACKROCK PREMIER FUNDS BLACKROCK WORLD EQUITY INDEX FUND	3.142	0	3.142
*D ROSTRUS POOLED SUPPLEMENTATION TRUST	25.031	0	25.031
*D ABERDEEN INVESTMENT FUNDS ICVC ABERDEEN DIVERSIFIED INCOME FUND	730	0	730
*D ABERDEEN INVESTMENT FUNDS UK ICVC II ABERDEEN EUROPEAN EQUITY TRACKER FUND	38.865	0	38.865
*D MAN DESERWOOD FUND LIMITED C O CITICORP TRUSTEES (CAYMAN LIMITED)	25.032	0	25.032
*D MAN FUNDS XII SEC MAN 1783 III SP	363	0	363
*D MAN FUNDS XII SEC MAN 1783 I SP C O MAPLES SECRETARIES (CAYMAN) LIMITED	3.547	0	3.547
*D MAN FUNDS XII SEC MAN 1783 II SP C O MAPLES CORPORATE SERVICES LIMITED	936	0	936
*D NALC SAFE EQUITY INDEX FUND	13.048	0	13.048
*D STRATEGYAND GLOBAL SMALL CAP EQUITY FUND	81.830	0	81.830
*D MANULIFE INTERNATIONAL EQUITY PRIVATE TRUST	112.382	0	112.382
*D CANADA POST CORPORATION REGISTERED PENSION PLAN	62.981	0	62.981
*D COAL O INTERNATIONAL SMALL CAP EQUITY FUND	66	0	66
*D COAL O GLOBAL SMALL CAP EQUITY FUND	113	0	113
*D MANULIFE WORLD INVESTMENT FUND	654.479	0	654.479
*D MANULIFE INVESTMENT EXCHANGE FUNDS CORP MANULIFE WORLD INV	1.702.353	0	1.702.353
*D MANULIFE TAX MANAGED GROWTH FUND	5.600	0	5.600
*D THE MANUFACTURERS LIFE INSURANCE COMPANY	845.962	0	845.962
*D MANULIFE DIVERSIFIED INVESTMENT FUND	98.000	0	98.000
*D CALSSE DE RETRAITE D HYDRO QUEBEC	77.052	0	77.052
*D HERVEY EUROPEAN FUND HERVEY INC	592	0	592
*D GS A INTERNATIONAL FUND	459.020	0	459.020
*D BMOOR GLOBAL EQUITY POOLED FUND	26.497	0	26.497
*D THE BNP LIFE ASSURANCE COMPANY	899.399	0	899.399
*D EXPIRE LIFE EMBLEM MODERATE GROWTH PORTFOLIO	24.112	0	24.112
*D EXPIRE LIFE EMBLEM MODERATE GROWTH PORTFOLIO	27.064	0	27.064
*D EXPIRE LIFE EMBLEM DIVERSIFIED INCOME PORTFOLIO	1.945	0	1.945
*D EXPIRE LIFE EMBLEM CONSERVATIVE PORTFOLIO	9.656	0	9.656
*D EXPIRE LIFE EMBLEM BALANCED PORTFOLIO	17.135	0	17.135
*D EXPIRE LIFE EMBLEM AGGRESSIVE GROWTH PORTFOLIO	9.958	0	9.958
*D THE ENDEAVOUR II FUND	1.240	0	1.240
*D THE WINNIEPOG FOUNDATION	139.718	0	139.718
*D SAMSUNG INVESTMENTS UK LIMITED	81.779	0	81.779
*D SINGAPORE EQUITY MASTER FUND	295.469	0	295.469
*D COAL ALTERNATIVE GLOBAL EQUITY FUND	35	0	35



LISTA ESITO DELLE VOTAZIONI

Oggetto: 9. Delega al Consiglio di Amministrazione, ai sensi dell'art. 2443 Cod. civ., della facoltà di deliberare nel 2027 un aumento gratuito del capitale sociale, ai sensi dell'art. 2349 Cod. civ., di massimi Euro 35.671,35

FAVOREVOLI

Cognome	Tot. Voti	Proprio	Delega
**D PANAGIOTA ASSET MANAGEMENT INC. DYNAMIC INTERNATIONAL EQUITY	262	0	262
**D AIL GENESIS LIMITED	11.343	0	11.343
**D AIL GENESIS 2 LIMITED C O MAPIES CORPORATE SERVICES LIMITED	5.291	0	5.291
**D PLC INVESTMENTS PLC LIMITED	33.880	0	33.880
**D EQUITASUPER	11.403	0	11.403
**D LOTASUPER	40.463	0	40.463
**D GNAS	147.067	0	147.067
**D JBS FUND MANAGEMENT (SWITZERLAND) AG.	155.030	0	155.030
**D CREDIT SUISSE FUNDS AG	10.820	0	10.820
**D JBS FUND MANAGEMENT (SWITZERLAND) AG.	4.634	0	4.634
**D NORGES BANK	149.802	0	149.802
**D GOVERNMENT OF NORWAY	2.561.116	0	2.561.116
**D VAM FUNDS (LUX) INVESTMENTAL OPPORTUNITIES FUND	4.739	0	4.739
**D THE JEFFER GLOBAL FUND SICAV	3.129.176	0	3.129.176
**D GLS EUROPEAN LONG SHORT FUND MAPIES CORPORATE SERVICES LIMITED	548	0	548
**D THE DAVID A DUFFIELD TRUST UND 07 14 88	2.432	0	2.432
**D MUSEET VENTURES LLC	886	0	886
**D CHRISTOPHER C MILLERCHIP	650	0	650
**D ROSEDEFER LLC	1.237	0	1.237
**D POINT72 ASSOCIATES LLC C O WALKERS CORPORATE LIMITED CHAYAN CORPORATE CENTRE	72.330	0	72.330
**D TWO SIGMA EQUITY SECURUM PORTFOLIO LLC C O TWO SIGMA INVESTMENTS LP	10.052	0	10.052
**D AQR TAX MARKS DELPHI PLUS LONG SHORT EQUITY FUND LLC	650	0	650
**D AQR STOCK SELECTION II MASTER ACCOUNT L.P. C/O AQR MANAGEMENT LLC	1.347	0	1.347
**D POINT72 LONDON INVESTMENTS LTD.	482.331	0	482.331
**D AQR DELPHI LONG-SHORT EQUITY MASTER ACCOUNT LP CASE OF AQR CAPITAL MANAGEMENT LLC	67.118	0	67.118
**D AMUNDI DIVIDEND ITALIA	393.000	0	393.000
**D AMUNDI ESG SELECTION BILANCINO	13.810	0	13.810
**D AMUNDI ESG SELECTION DINAMICO	5.950	0	5.950
**D AMUNDI OBIETTIVO RISPARMIO 2022	129	0	129
**D AMUNDI OBIETTIVO CRESCITA 2022	542	0	542
**D AMUNDI OBIETTIVO RISPARMIO 2022 DUE	173	0	173
**D AMUNDI OBIETTIVO CRESCITA 2022 DUE	666	0	666
**D AMUNDI OBIETTIVO RISPARMIO 2022 TRE	160	0	160
**D AMUNDI VALORE ITALIA P.R.	174.000	0	174.000
**D AMUNDI ESG SELECTION CONSERVATIVO	7.607	0	7.607
**D AMUNDI OBIETTIVO RISPARMIO 2022 QUARTO	184	0	184
**D AMUNDI ACCUMULAZIONE ITALIA P.R. 2023	73.000	0	73.000
**D AMUNDI PROGETTO AMUNDI PROGETTO INCOME 2026	3.389	0	3.389
**D AMUNDI PROGETTO INCOME 2026 DUE	1.907	0	1.907
**D AMUNDI PROGETTO INCOME AGOSIO 2026	3.068	0	3.068
**D AMUNDI PROGETTO INCOME AGOSIO 2026	2.365	0	2.365
**D AMUNDI PROGETTO INCOME 2026	2.917	0	2.917
**D AMUNDI PROGETTO INCOME 2027	3.692	0	3.692
**D AMUNDI PROGETTO INCOME 2027	132.802	0	132.802
**D AMUNDI PROGETTO INCOME 2027	13.875	0	13.875
**D AMUNDI PROGETTO INCOME 2027	4.073	0	4.073
**D AMUNDI PROGETTO INCOME 2027	222.042	0	222.042
**D AMUNDI PROGETTO INCOME 2027	22.480	0	22.480
**D AMUNDI PROGETTO INCOME 2027	43.072	0	43.072
**D AMUNDI PROGETTO INCOME 2027	64.510	0	64.510
**D AMUNDI PROGETTO INCOME 2027	3.293	0	3.293

## LISTA ESITO DELLE VOTAZIONI

Oggetto: 9. Delega al Consiglio di Amministrazione, ai sensi dell'art. 2443 Cod. civ., della facoltà di deliberare nel 2027 un aumento gratuito del capitale sociale, ai sensi dell'art. 2349 Cod. civ., di massimi Euro 35.671,35

## FAVOREVOLI

Cognome	Tot. Voti	Proprio	Delega
**D G FUND TOTAL RETURN ALL CAP EUROPE	520.000	0	520.000
**D G FUND AVENIR SMALL CAP EURO	806.956	0	806.956
**D R MORTOLY INVESTISSEMENT'S POOL AXA	8.990	0	8.990
**D PRIVILEGE JP MORGAN PAN EUROPEAN FLEXIBLE EQUITY	31.965	0	31.965
**D AMUNDI FUNDS MULTI ASSET CONSERVATIVE	10.034	0	10.034
**D AMUNDI FUNDS EUROPEAN EQUITY RISK PARTY	4.775	0	4.775
**D AMUNDI FUNDS DYNAMIC MULTI FACTORS EURO	7.401	0	7.401
**D AMUNDI FALKE JAPAN	11.474	0	11.474
**D AMUNDI XSCI EUROPE EX UK	408	0	408
**D AMUNDI INDEX SOLUTIONS AMUNDI PRIME EUROPE	1.327	0	1.327
**D AMUNDI PRIME EUROZONE	15.062	0	15.062
**D AMUNDI INDEX SOLUTIONS AMUNDI PRIME GLOBAL	4.626	0	4.626
**D AMUNDI FDS GLOBAL MULTI ASSET TARGET INC	14.839	0	14.839
**D AMUNDI FUNDS PIONEER FLEXIBLE OPPORTUNIT	42.101	0	42.101
**D AMUNDI FUNDS GLOBAL MULTI ASSET	26.328	0	26.328
**D AMUNDI FDS GLB MULTI ASSET CONSERVATIVE	98.444	0	98.444
**D AMUNDI FUNDS EURO MULTI ASSET TARGET INC	26.147	0	26.147
**D LOI GLOBAL FINTECH	525.000	0	525.000
**D AMUNDI MSCI EUROPE ESG UNIVERSAL SELECT	233	0	233
**D AMUNDI MSCI EMU ESG UNIVERSAL SELECT	2.632	0	2.632
**D AMUNDI MSCI WORLD ESG UNIVERSAL SELECT	108	0	108
**D AMUNDI MSCI WORLD CLIMATE PARIS ALIG PAB	2.442	0	2.442
**D AMUNDI MSCI EUROPE CLIMATE PARIS ALIGNED PAB	494	0	494
**D AMUNDI EURO STOXX CLIMATE PARIS ALIGNED PAB	1.083	0	1.083
**D LONVIA AVENIR M17 CAP EUROPE	233.703	0	233.703
**D LONVIA AVENIR M10 CAP EURO	48.335	0	48.335
**D LAMP EUROPE	21.122	0	21.122
**D AMUNDI MSCI EUROPE	44.092	0	44.092
**D AMUNDI STOCK EUROPE 600	11.307	0	11.307
**D NEW EURO EQUITY	743.966	0	743.966
**D CDO BHF ALGO TREND EUROZONE	5.947	0	5.947
**D CANTERAM FUND SUSTAINABLE EUROPEAN EQUITIES FOSSIL FREE	88.887	0	88.887
**D CANTERAM SUSTAINABLE EQUITY EMU	305.684	0	305.684
**D CANTERAM SUSTAINABLE EQUITY EUROPE	1.524.971	0	1.524.971
**D CLEONE INDEX EUROPE EQUITIES	8.626	0	8.626
**D CANTERAM EQUITIES L EMU INNOVATION	103.946	0	103.946
**D CANTERAM INDEX EMU EQUITIES	21.129	0	21.129
**D CANTERAM EQUITIES L EUROPE INNOVATION	2.844.055	0	2.844.055
**D CANTERAM EQUITIES L EUROPE OPTIMUM QUALITY	614.997	0	614.997
**D CANTERAM SUSTAINABLE EU SMALL MID CAP	315.161	0	315.161
**D INDEXIQ FACTORS SUSTAINABLE EUROPE EQUITY	21.461	0	21.461
**D INDEXIQ FACTORS SUSTAINABLE EMU EQUITY	2.852	0	2.852
**D ASR INSTITUT FONDEN EUR AMUNDIEN	9.898	0	9.898
**D EDMOND DE ROTHSCHILD FUND EQUITY OPPORTUNITIES	54.090	0	54.090
**D MELCHIOR EURO OFE	1.744.841	0	1.744.841
**D EDMOND DE ROTHSCHILD FUND EQUITY EURO CORE	322.560	0	322.560
**D VISIONFUND-EUROPE OPPORTUNITIES	736.927	0	736.927
**D AMUNDI WELTPORTFOLIO	1.626	0	1.626
**D CNBF RB AXA FLEXIBLE	44.959	0	44.959
**D CNBF RC AXA FLEXIBLE	106.597	0	106.597
**D FCP CARDIMMO EUROPE	30.000	0	30.000



Pagina 29

DE\* delega alla persona fisica sopra indicata con il numero della scheda magnetica

1

1.821 Teste:

Azionisti:

Azionisti in proprio:

0 Azionisti in delega:

1.821

\*\*D delega alla persona fisica sopra indicata con il numero della scheda magnetica e l'attribuzione effettiva alla postazione assistiva)

RI\* rappresentanza legale alla persona fisica sopra indicata con il numero della scheda magnetica

LISTA ESITO DELLE VOTAZIONI

Oggetto: 9. Delega al Consiglio di Amministrazione, ai sensi dell' art. 2443 Cod. civ., della facoltà di deliberare nel 2027 un aumento gratuito del capitale sociale, ai sensi dell' art. 2349 Cod. civ., di massimi Euro 35.671,35

FAVOREVOLI

Cognome	Tot. Voti	Proprio	Delega
**D FCPE - EN FRANCE C	6.800	0	6.800
**D FORT ROYAL EQUILIBRE	23.216	0	23.216
**D CANTIC GROUPEMA DIVERSIFIE	76.615	0	76.615
**D FCP GROUPEMA PHARMA DIVERSIFIE	105.000	0	105.000
**D CONTI GESTION	78.000	0	78.000
**D GROUPE CPA CROISSANCE FCPE	12.985	0	12.985
**D QUANO DIVERSITEE EQUILIBRE	16.905	0	16.905
**D ROPS EURO P	52.586	0	52.586
**D CRN ODEO ACTIONS	265.566	0	265.566
**D IEC ACTIONS	340.000	0	340.000
**D WILLIERS DIAPASON	11.240	0	11.240
**D FARUS	132.651	0	132.651
**D FCP EURETEIL RETRAITE EURO ACTIONS 4	340.000	0	340.000
**D ICARE	11.568	0	11.568
**D EDIN AMUNDI	27.106	0	27.106
**D AGRICA TACTIQUE G	28.805	0	28.805
**D ROPS SMART INDEX EURO	65.275	0	65.275
**D AP ACTIONS 1 EURO	26.020	0	26.020
**D ARCOO LONG TERME F	183.115	0	183.115
**D FCP CARP INDO	78.991	0	78.991
**D TOCQUEVILLE FINANCE ISR	17.500	0	17.500
**D TOCQUEVILLE SILVER AGE ISR	196.861	0	196.861
**D FCP BOURBON 7	77.330	0	77.330
**D STAR PASTEUR	20.600	0	20.600
**D USBC ES EURO PME	9.460	0	9.460
**D SARFAN MIXTE SOLI(ACTIONS EUROPE ESG)	5.960	0	5.960
**D SARFAN DYNAMIQUE(ACTIONS EUROPE ESG)	34.933	0	34.933
**D FONUS OBJECTIF CLIMAT ACTIONS	8.056	0	8.056
**D ALLOCATION INVEST EQUITY CORE	111.683	0	111.683
**D TP ACTIONS EURO	11.651	0	11.651
**D DEL EQUITY EUROPE ESG	65.855	0	65.855
**D GROUPEMA CR AVENIR EURO	121.153	0	121.153
**D GROUPEMA CR TOTAL RETOUR ALL CAP EUROPE	72.000	0	72.000
**D A.A. CANDRIAM DIVERSIFIE	211.068	0	211.068
**D FCP GROUPEMA GRAND EST	8.562	0	8.562
**D WORLD EQUITIES	1.619	0	1.619
**D GLOBAL MULTI ASSET MKS	7.286	0	7.286
**D S CAVEMAC ACTIONS EURO	95.879	0	95.879
**D ARCOO QUANT 2	157.906	0	157.906
**D AP ACTIONS 3 MIN VOL	9.963	0	9.963
**D CONCORDE 96 (ACTION EURO)	19.726	0	19.726
**D ESRC ACTIONS (ACTION EURO)	75.051	0	75.051
**D RE PREVOYANCE (ACTIONS EUROPE)	21.309	0	21.309
**D ERP ERG (ACTIONS EUROPE)	12.587	0	12.587
**D FC CARPIMKO (ACTIONS EURO)	58.899	0	58.899
**D EURETEIL PROFIL 90 ACTIONS EUR	236.934	0	236.934
**D CARP DIVERSIFIE ACTION EURO	35.519	0	35.519
**D TOTALENERGIES DIVERSIFIE EQUILIBRE ET SOLIDAIRE	21.817	0	21.817
**D NEURILIZE VIE OPPORTUNITES	50.117	0	50.117
**D MONGELAS	31.572	0	31.572
**D SERVONS EURO SUSTAINABLE MINVOL	58.445	0	58.445

## LISTA ESITO DELLE VOTAZIONI

Oggetto: 9. Delega al Consiglio di Amministrazione, ai sensi dell'art. 2443 Cod. civ., della facoltà di deliberare nel 2027 un aumento gratuito del capitale sociale, ai sensi dell'art. 2349 Cod. civ., di massimi Euro 35.671,35

## FAVOREVOLI

Cognome	Tot. Voti	Proprio	Delega
**D HSBC EUROPE SMALL & MID CAP	145.638	0	145.638
**D HSBC EURO PME	129.299	0	129.299
**D ASSURCIX	113.820	0	113.820
**D AMUNDI ACTIONS EUROPE ISR	7.771	0	7.771
**D AMUNDI EFF IEA S P 500 USINS E	2.100.000	0	2.100.000
**D GROEFMA AVENTIS EURO	4.662.881	0	4.662.881
**D BET EURO FUTUR ISR	21.500	0	21.500
**D TOCQUEVILLE CROISSANCE EURO IS	923.637	0	923.637
**D AMUNDI MSCI WORLD CLIMATE PAR-S AL.S.UM	947	0	947
**D CPR SILVER AGE FOCHE COR	1.700.858	0	1.700.858
**D ATOUT EUROLAND SAUT RENDEMENT	22.809	0	22.809
**D AMUNDI ACTIONS ASIA SMART	1.401	0	1.401
**D AMUNDI PATRIMOINE	58.409	0	58.409
**D AMUNDI ACTIONS PME	429.564	0	429.564
**D AMUNDI STRATEGIES ACTIONS EUROPE RISK PARITY	323	0	323
**D GROEFMA ESGROPE EQUITIES	47.935	0	47.935
**D AMUNDI TRANSMISSION PATRIMOINE	9.066	0	9.066
**D AMUNDI EQUITY ECHO CONSERVATIV	217.646	0	217.646
**D CPR EUROLAND PREMIUM ESG	45.377	0	45.377
**D RICHIELE PRAGMA EUROPE	28.000	0	28.000
**D RICHIELE GLOBAL INNOVATION	6.450	0	6.450
**D EUREPIL PROFIT 75 (ACTIONS)	64.319	0	64.319
**D DNCA SRI EURO QUALITY	705.136	0	705.136
**D CNP ASSUR EUROPE CANDRIAM	142.430	0	142.430
**D ECR SICAV - EQUITY EURO SOLVE	75.110	0	75.110
**D ECR SICAV - EUROPE MIDCAPS	111.019	0	111.019
**D FOR SICAV - EURO SUSTAINABLE EQUITY	874.650	0	874.650
**D POLLEUX	11.100	0	11.100
**D EDMOND DE ROTHSCHILD ASSET MANAGEMENT (EDIMAK)	51.806	0	51.806
**D VILLIERS CRESCENDO 2	4.292	0	4.292
**D SAKARABAH 2 FCP	40.650	0	40.650
**D ABN AMRO FUNDS	639.515	0	639.515
**D TOTAL INTERNATIONAL EX U.S. INDEX MASTER PORTFOLIO OF MASTER INV	31.371	0	31.371
**D RICHARD A. CHAISETZ REVOCABLE TRUST	20.006	0	20.006
**D ISHARES MSCI EAFE INTERNATIONAL INDEX FUND	315.587	0	315.587
**D ISHARES MSCI ACWI ETF	153.952	0	153.952
**D ISHARES MSCI ACWI EX U.S. ETF	95.363	0	95.363
**D ISHARES GLOBAL FINANCIALS ETF	89.181	0	89.181
**D ISHARES MSCI EUROZONE ETF	747.965	0	747.965
**D ISHARES EUROPE ETF	117.603	0	117.603
**D ISHARES MSCI EAFE ETF	860.164	0	860.164
**D ISHARES MSCI EAFE GROWTH ETF	2.011.560	0	2.011.560
**D ISHARES MSCI KOKUSAI ETF	2.072	0	2.072
**D ISHARES MSCI EUROPE FINANCIALS ETP	517.411	0	517.411
**D ISHARES MSCI ITALY ETF	632.453	0	632.453
**D ISHARES EDGE MSCI MIN VOL EAFE ETP	816.026	0	816.026
**D ISHARES ESG ADVANCED MSCI EAFE ETF	25.390	0	25.390
**D ISHARES CORE MSCI EUROPE ETP	255.630	0	255.630
**D ISHARES EDGE MSCI INFL QUALITY FACTOR ETP	519.376	0	519.376
**D ISHARES MSCI INTL SIZE FACTOR ETP	726	0	726
**D ISHARES MSCI WORLD ETP	21.457	0	21.457



Pagina 31

1) Delega alla persona fisica sopra indicata con il numero della scheda magnetica

\*\*) Delega alla persona fisica sopra indicata con il numero della scheda magnetica (votazione effettuata alla postazione assistita)

RL\*) rappresentativa legale alla persona fisica sopra indicata con il numero della scheda magnetica

Azionisti: 1.821

Azionisti in proprio: 0

Azionisti in delega: 1.821

## LISTA ESITO DELLE VOTAZIONI

Oggetto: 9. Delega al Consiglio di Amministrazione, ai sensi dell'art. 2443 Cod. civ., della facoltà di deliberare nel 2027 un aumento gratuito del capitale sociale, ai sensi dell'art. 2349 Cod. civ., di massimi Euro 35.671,35

## FAVOREVOLI

Cognome	Tot. Voti	Proprio	Delega
**D ISHARES CORE MSCI EAFE ETF	3.212.369	0	3.212.369
**D ISHARES CORE MSCI TOTAL INTERNATIONAL STOCK REV	491.479	0	491.479
**D ISHARES CORE MSCI INTERNATIONAL DEVELOPED MARKETS ETF	206.903	0	206.903
**D ISHARES ESG ADVANCED MSCI EAFE INDEX FTF	4.846	0	4.846
**D ISHARES CORE MSCI EAFE INT INDEX ETF	142.162	0	142.162
**D ISHARES MSCI EUROPE INT INDEX ETF	12.683	0	12.683
**D ISHARES INTERNATIONAL FUNDAMENTAL INDEX ETF	1.418	0	1.418
**D LABORFONDS - FONDO PENSIONE COMPLEMENTARE LAVORATORI DIPENDENTI/OPERANTI IN TRENTINO ALTO ADIGE	92.777	0	92.777
**D CANADA PENSION PLAN INVESTMENT BOARD (CPPIB)	651.339	0	651.339
**D RUSSELL INVESTMENTS SUSTAINABLE GLOBAL SHARES EX FOSSIL FUEL S FUND LVL 3	714	0	714
**D RUSSELL INVESTMENTS LOW CARBON GLOBAL SHARES FUND	7.578	0	7.578
**D COMMONWEALTH BANK GROUP SUPER GROUND FLOOR	132.487	0	132.487
**D CHRISTIAN SUPER	1.872	0	1.872
**D EMERGENCY SERVICES SUPERANNUATION SCHEME	2.133	0	2.133
**D FAREAR SUPER	1.584.269	0	1.584.269
**D VANECK VECTORS MSCI WORLD EX AUSTRALIA QUALITY ETF	63.647	0	63.647
**D INTERNATIONAL EQUITIES SECTOR TRUST	2.007	0	2.007
**D SUNUS/GER SUPERANNUATION FUND	61.665	0	61.665
**D CES TO MSCI WORLD EX AUSTRALIA ETHICAL ETF	966	0	966
**D VINC INTERNATIONAL EQUITY TRUST1	135.545	0	135.545
**D VINC INTERNATIONAL EQUITY TRUST2	153.555	0	153.555
**D SP3 SP WORLD EX AUSTRALIA FUND	4.377	0	4.377
**D RUSSELL INVESTMENTS INTERNATIONAL SHARES FUND	5.898	0	5.898
**D RUSSELL INVESTMENTS GLOBAL OPPORTUNITIES FUND	6.859	0	6.859
**D STATE STREET INTERNATIONAL EQUITIES INDEX TRUST LEVEL 15	12.466	0	12.466
**D NEW AIRWAYS PENSION SCHEME	5.603	0	5.603
**D BP PENSION FUND	12.179	0	12.179
**D MONETARY AUTHORITY OF SINGAPORE	6.749	0	6.749
**D ISHARES PUBLIC LIMITED COMPANY	554.062	0	554.062
**D ISHARES II PUBLIC LIMITED COMPANY	632.422	0	632.422
**D ISHARES III PUBLIC LIMITED COMPANY	51.329	0	51.329
**D ISHARES VI PUBLIC LIMITED COMPANY	747.680	0	747.680
**D ISHARES IV PUBLIC LIMITED COMPANY	314.328	0	314.328
**D ISHARES VII PLC	697.007	0	697.007
**D WISDOMTREE ISSUER ICAY	1.020.598	0	1.020.598
**D ISHARES EURO STOXX BANKS 3015 UCITS ETF (DE)	385	0	385
**D ISHARES EURO STOXX UCITS ETF (DE)	2.485.181	0	2.485.181
**D ISHARES EURO STOXX 50 UCITS ETF (DE)	255.812	0	255.812
**D ISHARES EURO STOXX MID 200 UCITS ETF (DE)	146.696	0	146.696
**D ISHARES EURO STOXX EUROPE 600 UCITS ETF DE	826.102	0	826.102
**D ISHARES EURO STOXX EUROPE 600 UCITS ETF (DE)	380.060	0	380.060
**D NITIMARK ACTIONS EURO PMETI	112.793	0	112.793
**D MANAGED PENSION FUNDS LIMITED	319.010	0	319.010
**D SCOTIAB WIDOWS INVESTMENT SOLUTIONS FUNDS ICVO- DEVELOPED EUROPE (EX UK) EQUITY TRACKER FUND	97.487	0	97.487
**D ISHARES WORLD EX SWITZERLAND ESG EQUITY INDEX FUND (CH)	16.527	0	16.527
**D ISHARES WORLD EX SWITZERLAND EQUITY INDEX FUND II (CH)	6.608	0	6.608
**D GAM FUNDS GAM CONTINUAL EUROPEAN EQUITY	47.138	0	47.138
**D MG INVESTMENT FUNDS (1) MG EUROPEAN INDEX TRACKER FUND	8.187	0	8.187
**D MG INVESTMENT FUNDS (1) MG PAN EUROPEAN SELECT FUND	804.036	0	804.036
**D GOLDMAN SACHS UK RETIREMENT PLAN	64	0	64
**D STICHTING PUITLES PENSIONFONDS	10.867	0	10.867

## Pagina 32

1 Delt delega alla persona fisica sopra indicata con il numero della scheda assegnata

1.821 Delt delega alla persona fisica sopra indicata con il numero della scheda assegnata (votazione effettuata alla postazione assistita)

1.821 R/L? rappresentanza legale alla persona fisica sopra indicata con il numero della scheda assegnata

1.821 Teste:

0 Azionisti in delega:

Azionisti:

Azionisti in proprio:

## LISTA ESITO DELLE VOTAZIONE

Oggetto: 9. Delega al Consiglio di Amministrazione, ai sensi dell'art. 2443 Cod. civ., della facoltà di deliberare nel 2027 un aumento gratuito del capitale sociale, ai sensi dell'art. 2349 Cod. civ., di massimi Euro 35.671,35

## FAVOREVOLI

Cognome	Tot. Voti	Proprio	Delega
**D NATIONAL EMPLOYMENT SAVINGS TRUST	54.480	0	54.480
**D MORGAN STANLEY FUNDS (UK) - GLOBAL BALANCED SUSTAINABLE FUND	332	0	332
**D MORGAN STANLEY FUNDS (UK) - GLOBAL BALANCED INCOME FUND	123	0	123
**D VANGUARD ESG DEVELOPED WORLD ALL CAP EQ INDEX FND UK	7.617	0	7.617
**D VANGUARD INVESTMENTS FUNDS ICVC-VANGUARD FISE DEVELOPED WOR LD EX - U.K. EQUITY INDEX FUND	175.730	0	175.730
**D VIF ICVC VANGUARD FISE DEVELOPED EUROPE EXUK EQUITY INDEX FUND	314.594	0	314.594
**D VIF ICVC VANGUARD FISR GLOBAL ALL CAP INDEX FUND	19.053	0	19.053
**D RHODEA CYNOX TAF CUNTY BROUCC COGNAC PENSION FUND	247.437	0	247.437
**D PUBLIC AUTHORITY FOR SOCIAL INSURANCE	4.162	0	4.162
**D HSBC BANK SSB AUT EU SCREEN EX CONTRIVERSIES CM INDEX EQ FND	356.065	0	356.065
**D NATWEST TRUSTEE AND DEPOSITARY SERVICES LIMITED AS TRUSTEE OF ST. JAMES'S PLACE STRATEGIC MANAGE	18.867	0	18.867
**D NATWEST BN JAMES'S PLACE GRADIER EUROPEAN PROGRESSIVE UNIT TRUST	1.005.931	0	1.005.931
**D TR CRUX ORTC TM CRUX EUROPEAN FUND	125.889	0	125.889
**D FAMILY INVESTMENTS CELLO TRUST FUND	17.816	0	17.816
**D FAMILY INVESTMENTS GLOBAL ICVC FAMILY BALANCED INTERNATIONAL FUND	9.670	0	9.670
**D FP RUSSELL INVS ICVC FP RUSSELL INVS LNU GROWTH ASSETS FUND	990	0	990
**D TR CRUX ORTC - TM CRUX EUROPEAN SPECIAL SITUATIONS FUND	455.888	0	455.888
**D ORMS PORTFOLIO INVESTMENTS ICVC - ORMS EUROPEAN EQUITY OPPORTUNITIES FUND	467.587	0	467.587
**D DMS INVESTMENT GMBH FOR DMS QI LOWVOL. EUROPE	353.745	0	353.745
**D DMS INVESTMENT GMBH FOR DMS QI EUROZONE EQUITY	29.344	0	29.344
**D DMS INVESTMENT GMBH FOR MULTINDEX EQUITY FUND	4.980	0	4.980
**D SHALE STREET GLOBAL ADVISORS LUXEMBOURG SICAV	196.536	0	196.536
**D XTRACKERS	968.512	0	968.512
**D GOLDMAN SACHS FUNDS	2.454	0	2.454
**D DMS INVESTMENT SA FOR AREDO DER WELTFONDS	15.670	0	15.670
**D VILIFLEX SICAV	72.330	0	72.330
**D CRUX GLOBAL FUND	141.881	0	141.881
**D DMS MULTI ASSET PER FUND	50.000	0	50.000
**D AXA WORLD FUNDS	9.458.889	0	9.458.889
**D ALLIANZ GLOBAL INVESTORS FUND	32.204	0	32.204
**D INSTITUTIONAL RETIREMENT TRUST	1.168.215	0	1.168.215
**D PAX ELLEVANT GLOBAL WOMEN'S LEADERSHIP FUND	2.104.920	0	2.104.920
**D ULFONDS ARTTEN EUROPE AVOIA PASSIVE	21.408	0	21.408
**D GWAM INVESTMENT FUNDS TRUST	16.264	0	16.264
**D GWAM GROUP PENSION TRUST II	33.871	0	33.871
**D IIM RETIREMENT PLAN	23.987	0	23.987
**D ALLIANZ GLOBAL INVESTORS GMBH FOR ALLIANZIFONDS GRS	2.686	0	2.686
**D AB VESP AB GLOBAL RISK ALLOCATION/MODERATE PORTFOLIO	71.470	0	71.470
**D JOHN HANCOCK LIFE AND HEALTH INSURANCE COMPANY	6.101	0	6.101
**D IIR MASTER TRUST BANK OF JAPAN LTD RE HITACHI FOREIGN EQUITY INDEX MOTHER FUND	34.089	0	34.089
**D COMMONFUND STRATEGIC SOLUTIONS GLOB AL EQUITY LLC	16.590	0	16.590
**D ABM 401(K) PLUS PLAN TRUST	23.669	0	23.669
**D GOLDMAN SACHS TRUST GOLDMAN SACHS GLOBAL MANAGED BETA FUND	1.22.171	0	1.22.171
**D AB VARIABLE PRODUCTS SERIES FUND INC. AB DYNAMIC ASSET AL LOCATION PORTFOLIO	1.688	0	1.688
**D ALLIANZ GLOBAL INVESTORS GMBH FOR ALLIANZGL ICAS SFT MASTER	1.800	0	1.800
**D INTERNATIONAL MONETARY FUND	2.020	0	2.020
**D MFS HERITAGE TRUST COMPANY COLLECTIVE INVESTMENT TRUST	33.373	0	33.373
**D UNIVERSAL INVESTMENT GESELLSCHAFT MBH FOR KFTT UNIVERSAL FONDS	24.035	0	24.035
**D INEE KAPITALANLEGESGESELLSCHAFT MBH FOR EINWISORGUNGSFONDS	27.403	0	27.403
**D UNIVERSALINVESTMENTAG EGV FOR MERKUR	304.711	0	304.711
	89.748	0	89.748



Pagina 33

DE\* delega alla persona fisica sopra indicata con il numero dell'aplicativo magnetica  
 \*\*D delega alla persona fisica sopra indicata con il numero della scheda magnetica  
 KL\* rappresentanza legale alla persona fisica sopra indicata con il numero della scheda magnetica

Azionisti: 1.821 Teste: 1.821  
 Azionisti in proprio: 0 Azionisti in delega: 1.821

## LISTA ESITO DELLE VOTAZIONI

Oggetto: 9. Delega al Consiglio di Amministrazione, ai sensi dell'art. 2443 Cod. civ., della facoltà di deliberare nel 2027 un aumento gratuito del capitale sociale, ai sensi dell'art. 2349 Cod. civ., di massimi Euro 35.671,35

## FAVOREVOLI

Cognome	Tot. Voti	Proprio	Delega
**D FIDELITY ACTLAND SQUARE TRUST II STRATEGIC ADV FIDELITY INT FND	946.174	0	946.174
**D NEW ENGLAND TEAMSTERS AND TRUCKING INDUSTRY PENSION PLAN	19.106	0	19.106
**D IYVE KAPITALANLAGESGESELLSCHAFT KSH FOR LIPPLIVANENTERSTZEN	18.000	0	18.000
**D UNIVERSALINVESTMENTGESELLSCHAFTEN FOR SECURITIES SAA	54.425	0	54.425
**D FIDELITY ACTLAND SQUARE TRUST II STRATEGIC ADVISENS INT FUND	265.034	0	265.034
**D FMR CAPITAL INC	639	0	639
**D FEDERATED KAUFMANN FUND	4.205.000	0	4.205.000
**D FEDERATED KAUFMANN FUND II	111.400	0	111.400
**D FEDERATED KAUFMANN SMALL CAP FUND	4.530.000	0	4.530.000
**D FEDERATED GLOBAL ALLOCATION FUND	11.814	0	11.814
**D SCHWAB FUNDAMENTAL INTERNATIONAL SMALL COMPANY INDEX ETF	159.540	0	159.540
**D JOHN HANCOCK VARIABLE INCOME TRUST STRAT EQ ALLOCATION TRUST	98.807	0	98.807
**D JOHN HANCOCK TRUST COMPANY COLLECTIVE INVESTMENT TRUST	2.146	0	2.146
**D JOHN HANCOCK MULTIFACTOR DEVELOPED INTERNATIONAL ETF	30.234	0	30.234
**D SCHWAB INTERNATIONAL EQUITY ETF	873.529	0	873.529
**D HC CAPITAL TRUST THE INSTITUTIONAL INTERNATIONAL EQUITY PORTFOL	32.893	0	32.893
**D HC CAPITAL TRUST THE ESG GROWTH PORTFOLIO	1.425	0	1.425
**D HC CAPITAL TRUST THE CATHOLIC SRI GROWTH PORTFOLIO	344	0	344
**D ARWIGET LLC	696	0	696
**D THE METHODIST HOSPITAL	34.431	0	34.431
**D KA-SER FOUNDATION HOSPITALS	17.383	0	17.383
**D KATSER BERNHARDT GROUP TRUST	24.788	0	24.788
**D VANGUARD DEVELOPED MARKETS INDEX FUND	4.418.981	0	4.418.981
**D VANGUARD VALUABLE INSURANCE FUND INTERNATIONAL PORTFOLIO	631.953	0	631.953
**D TEACHERS' RETIREMENT SYSTEM OF THE STATE OF ILLINOIS	217.620	0	217.620
**D SSI GLOB ADV TAX EXEMPT RETIREMENT PLANS	2.419.043	0	2.419.043
**D STATE STREET ROYAL RETURN VIS FUND	5.209	0	5.209
**D VANGUARD FIDUCIARY TRUST COMPANY DEVELOPED MARKETS INDEX TRUST	21.639	0	21.639
**D VANGUARD TOTAL WORLD STOCK INDEX FUND	292.269	0	292.269
**D ATRICH INVEST ICAY	92.902	0	92.902
**D SSB ASCI EUROPE SCREENED INDEX NONLENDING COMMON TRUST FUND	20.284	0	20.284
**D SSB ASCI ACFT EX USA IMI SCREENED NONLENDING COMMON TRUST FUND	18.399	0	18.399
**D CBS FUND MANAGEMENT (SWITZERLAND) AG ON BEHALF OF ZURICH INVESTMENT INSTITUTIONAL FUNDS	569.559	0	569.559
**D PRUDENTIAL RETIREMENT INSURANCE ANNUITY COMPANY	22.809	0	22.809
**D WELLINGTON MANAGEMENT FUNDS (IRELAND) PLC	214.291	0	214.291
**D MANULIFE INVESTMENT MANAGEMENT INTERNATIONAL EQUITY INDEX POOLED FUND	22.936	0	22.936
**D CBS FUND MANAGEMENT (SWITZERLAND) AG ON BEHALF OF ZURICH INVESTMENT INSTITUTIONAL FUNDS ZIF GREEN	29.324	0	29.324
**D NEW YORK STATE TEACHERS RETIREMENT SYSTEM	948.094	0	948.094
**D PRUDENTIAL BANK AND TRUST FSB	105.555	0	105.555
**D WICK MULTIPLE COLLECTIVE INVESTMENT FUNDS TRUST II	39.841	0	39.841
**D WASHINGTON STATE INVESTMENT BOARD	182.266	0	182.266
**D MISCOTREE INTERNATIONAL EFFICIENT CORE FUND	4.230	0	4.230
**D VANGUARD FISE DEVELOPED ALL CAPX NORTH AMERICA INDEX ETF	70.314	0	70.314
**D VALIC COMPANY INTERNATIONAL OPPORTUNITIES FUND	32.303	0	32.303
**D CAPITAL GROUP GLOBAL EQUITY FUND (CANADA)	3.678.000	0	3.678.000
**D FAN EUROPEAN SMALL CAP EQUITY LLP	10.386	0	10.386
**D AXA INVESTMENT MANAGERS CONSUMER EQUITY CHF	59.466	0	59.466
**D DWS INVESTMENT GEBE FOR DRAMENUS GSK I	7.250	0	7.250
**D VANGUARD FTSE DEVELOPED EUROPE ALL CAP INDEX ETF	8.209	0	8.209
**D CBS (LRL) ETF PLC S&P 500 ESG UCITS REF (ENGLISH)	46.727	0	46.727
**D DWS INVESTMENT GEBE FOR DEREFONDS RG EQ	15.639	0	15.639

Pagina 34

1 DE\* delega alla persona fisica sopra indicata con il numero della scheda magnetica

1.821 \*\*D delega alla persona fisica sopra indicata con il numero della scheda magnetica (votazione effettata alla postazione assistita)

1.821 RL\* rappresenta la legale alla persona fisica sopra indicata con il numero della scheda magnetica

Azionisti:

1.821 Teste:

Azionisti in proprio:

0 Azionisti in delega:

LISTA ESITO DELLE VOTAZIONI

Oggetto: 9. Delega al Consiglio di Amministrazione, ai sensi dell' art. 2443 Cod. civ., della facoltà di deliberare nel 2027 un aumento gratuito del capitale sociale, ai sensi dell' art. 2349 Cod. civ., di massimi Euro 35.671,35

FAVOREVOLI

	Tot. Voti	Proprio	Delega
**D TEACHER RETIREMENT SYSTEM OF TEXAS	3.914	0	3.914
**D CALIFORNIA STATE TEACHERS' RETIREMENT SYSTEM	3.998.812	0	3.998.812
**D TENNESSEE CONSOLIDATED RETIREMENT SYSTEM	436.471	0	436.471
**D PUBLIC EMPLOYEES' LONG TERM CARE FUND	2.070.031	0	2.070.031
**D SIR DAVID TRENCH FUND FOR RECREATION	5.284	0	5.284
**D STATE STREET IRELAND UNIT TRUST	45.100	0	45.100
**D SSCA SPDR ETFS EUROPE II PUBLIC LIMITED COMPANY	236.957	0	236.957
**D SSCA SPDR ETFS EUROPE II PUBLIC LIMITED COMPANY	62.762	0	62.762
**D STATE OF CONNECTICUT RETIREMENT PLANS TRUST FUNDS	87.859	0	87.859
**D THE BANK OF KOREA	81.171	0	81.171
**D SELF-FINANCING POSTSECONDARY EDUCATION FUND	362	0	362
**D HARTFORD SCHROEDERS INTERNATIONAL STOCK FUND	3.766.022	0	3.766.022
**D SCOTIA DIVERSIFIED BALANCED FUND	36.948	0	36.948
**D SCOTIA INTERNATIONAL EQUITY INDEX FUND	1.075	0	1.075
**D SSCA MSCI ACWI EX USA INDEX NON LENDING DAILY TRUST	3.626	0	3.626
**D HONG KONG SPECIAL ADMINISTRATIVE REGION GOVERNMENT EXCHANGE FUND	3.470	0	3.470
**D RUSSELL INVESTMENTS INSTITUTIONAL FUNDS LLC GLOBAL EQUITY FUND	3.559	0	3.559
**D RUSSELL OVERSEAS EQUITY FUND	25.781	0	25.781
**D RUSSELL INVESTMENTS ESG GLOBAL EQUITY FUND	949	0	949
**D RUSSELL INVESTMENTS INSTITUTIONAL FUNDS LLC INTERNATIONAL EQUITY FUND	39.217	0	39.217
**D THRIVENT INTERNATIONAL ALLOCATION FUND	48.193	0	48.193
**D RUSSELL CANADIAN DIVIDEND FUND	4.973	0	4.973
**D RUSSELL FOCUSED GLOBAL EQUITY	2.560	0	2.560
**D RUSSELL GLOBAL EQUITY FUND	11.457	0	11.457
**D THRIVENT GLOBAL STOCK FUND	40.279	0	40.279
**D THRIVENT CORE INTERNATIONAL EQUITY FUND	28.598	0	28.598
**D THRIVENT INTERNATIONAL INDEX PORTFOLIO	38.045	0	38.045
**D DWS INVESTMENT GMBH FOR DEAMFORDS PFC OFQ	5.996	0	5.996
**D DWS INVESTMENT GMBH FOR DEAMFORDS PFC OFQ	1.144	0	1.144
**D DWS INVESTMENT GMBH FOR DEAMFORDS PFC OFQ	5.300	0	5.300
**D THRIVENT INTERNATIONAL ALLOCATION PORTFOLIO	90.908	0	90.908
**D PRINCIPAL EXCHANGE TRADED FUNDS PRINCIPAL INTERNATIONAL ADAPTIVE MULTI FACTOR ETF	864	0	864
**D PES PIMCO RAFT DYNAMIC MULTI FACTOR INTERNATIONAL EQUITY ETF	2.652	0	2.652
**D ALASKA COMMON TRUST FUND	24.493	0	24.493
**D DWS INVESTMENT GMBH FOR DEAMFORDS KOPENSTONER	1.766	0	1.766
**D CITY OF NEW YORK GROUP TRUST	250.286	0	250.286
**D COSMOPOLITAN INVESTMENT FUND	5.743	0	5.743
**D FIDELITY INTERNATIONAL HIGH QUALITY INDEX ETF	124.541	0	124.541
**D STATE OF NEW JERSEY COMMON PENSION FUND D	358.398	0	358.398
**D NEW YORK STATE DEFERRED COMPENSATION PLAN	8.165	0	8.165
**D FISHER GLOBAL SMALL CAP EQUITY FUND	39.684	0	39.684
**D JANE TAIT INGALLS LTD 12 6 51 FDC AFEN GARY LOMBARDI	2.257	0	2.257
**D RUSSELL INVESTMENTS COMMON CONTRACTUAL FUND	32.891	0	32.891
**D ACBIS INTERNATIONAL EQUITY FUND	29.947	0	29.947
**D TALCOTT RESOLUTION LIFE INSURANCE COMPANY	5.361	0	5.361
**D NORTHCROP GRUMAN PENSION MASTERFUND	1.301.625	0	1.301.625
**D COMPASS BALANCED GROWTH PORTFOLIO	154.607	0	154.607
**D COMPASS GROWTH PORTFOLIO	91.674	0	91.674
**D COMPASS MAXIMUM GROWTH PORTFOLIO	29.201	0	29.201
**D RUSSELL INVESTMENT COMPANY PFC	23.101	0	23.101
**D COMPASS CONSERVATIVE PORTFOLIO	40.352	0	40.352



Pagina 35

DER delega alla persona fisica sopra indicata con il numero della scheda magnetica  
 \*\*D delega alla persona fisica sopra indicata con il numero della scheda magnetica  
 R/L rappresentanza legale alla persona fisica sopra indicata con il numero della scheda magnetica

Azionisti: 1.821 Teste: 1.821  
 Azionisti in proprio: 0 Azionisti in delega: 1.821

## LISTA ESITO DELLE VOTAZIONI

Oggetto: 9. Delega al Consiglio di Amministrazione, ai sensi dell'art. 2443 Cod. civ., della facoltà di deliberare nel 2027 un aumento gratuito del capitale sociale, ai sensi dell'art. 2349 Cod. civ., di massimi Euro 35.671,35

## FAVOREVOLI

Cognome	Tot. Voti	Proprio	Delega
**D COMPASS CONSERVATIVE BALANCED PORTFOLIO	177.144	0	177.144
**D COMPASS BALANCED PORTFOLIO	209.324	0	209.324
**D MERCER UCITS COMMON CONTRACTUAL FUND	16.709	0	16.709
**D MERCER QIF CCF	110.783	0	110.783
**D MONTANA BOARD OF INVESTMENTS	343.915	0	343.915
**D MARYLAND STATE RETIREMENT PENSION SYSTEM	14.073	0	14.073
**D LOCKHEED MARTIN CORPORATION DEFINED CONTRIBUTION PLANS MASTER TR	93.588	0	93.588
**D MONTANA STATE RETIREMENT PENSION SYSTEM	214.000	0	214.000
**D NEWER IAX EFFECTIVE BALANCED FUND	5.489.795	0	5.489.795
**D NEWER INTERNATIONAL EQUITY FUND	1.862.939	0	1.862.939
**D NEWER INTERNATIONAL EQUITY POOLED FUND	536.955	0	536.955
**D MERCER QIF CCF	2.735	0	2.735
**D M&G GOLD TACTICAL STRATEGIES IED	323.280	0	323.280
**D M&G FUNDS PLC	27.945	0	27.945
**D M&G INTERNATIONAL EQUITY INDEX FUND	21.866	0	21.866
**D THE PRUDENTIAL INSURANCE COMPANY OF AMERICA	14.030	0	14.030
**D RHODELINE INTERNATIONAL POOLED INDEX TRUST	756.904	0	756.904
**D WAMER COLLECTIVE INVESTMENT TRUST	513.576	0	513.576
**D MPTM INTERNATIONAL EQUITY FUND	79.204	0	79.204
**D INTERNATIONAL GROWTH FUND	10.638	0	10.638
**D SPDR MSCI RATE SENSITIVE FUEL RESERVE FREE ETF	60.258	0	60.258
**D SPDR MSCI EAFE STRATEGIC FACTORS	859	0	859
**D SPDR MSCI WORLD STRATEGIC FACTORS ETF	4.020	0	4.020
**D COUNTY OF LOS ANGELES SAVINGS PLANNED TURBULENCE PLAN	134.727	0	134.727
**D LOS ANGELES COUNTY EMPLOYEES RETIREMENT ASSOCIATION	75.950	0	75.950
**D INTL CAPITAL MANAGEMENTS MBI FOR DC EUROPEAN EQUITIES	108.256	0	108.256
**D INTL SSPA INTERNATIONAL INDEX FUND	10.895	0	10.895
**D INTL DIMENSIONAL INTERNATIONAL CORE EQUITY FUND	95.472	0	95.472
**D STATE STREET GLOBAL ALL CAP EQUITY EXCESS INDEX PORTFOLIO	60.718	0	60.718
**D STATE STREET INTERNATIONAL DEVELOPED EQUITY INDEX PORTFOLIO	19.330	0	19.330
**D COUNTY OF LOS ANGELES DEFERRED COMPENSATION AND THRIFT PLAN	1.630.597	0	1.630.597
**D INVESCO EUROPEAN GROWTH FUND	838.460	0	838.460
**D KANSAS PUBLIC EMPLOYEES RETIREMENT SYSTEM	3.352	0	3.352
**D CALMAN ISLANDS CHAMBER OF COMMERCE PENSION FUND	9.927	0	9.927
**D OPENWORLD PUBLIC LIMITED COMPANY	4.536	0	4.536
**D FRANK RUSSEL INSTITUTIONAL FUNDS PLC	37.949	0	37.949
**D MULTI STYLE M&LNE MANAGER FUNDS PLC	1.934.330	0	1.934.330
**D INVESCO VI INTERNATIONAL GROWTH FUND	92.408	0	92.408
**D ORANGE COUNTY EMPLOYEES RETIREMENT SYSTEM	10.044	0	10.044
**D RUSSELL INVESTMENT COMPANY V PLC	72.324	0	72.324
**D SEASONS SERIES TRUST SA MULTI MANAGED INTERNATIONAL EQUITY PORTF	755	0	755
**D SUNAMERICA SERIES TRUST SA BLACKROCK VCP GLOBAL MULTI ASSET PORT	57.390	0	57.390
**D SUNAMERICA SERIES TRUST SA SCHODDERS VCP GLOBAL ALLOCATION PORT	27.288	0	27.288
**D SUNAMERICA SERIES TRUST SA INTERNATIONAL INDEX PORTFOLIO	1.397	0	1.397
**D JNL JPMORGAN GLOBAL ALLOCATION FUND	4.137	0	4.137
**D JNL JPMORGAN INTERNATIONAL CORE EQUITY FUND	1.416	0	1.416
**D SUNAMERICA SERIES TRUST SA JPM DIVERSIFIED BALANCED PORTFOLIO	4.248	0	4.248
**D FM MSCI EAFE INTERNATIONAL INDEX FUND	2.872	0	2.872
**D TRANSAMERICA INTERNATIONAL EQUITY INDEX VP	4.104	0	4.104
**D JNL MILLION MSCI WORLD INDEX FUND	11.629	0	11.629
**D TANGERINE BALANCED GROWTH PORTFOLIO	12.656	0	12.656
**D TANGERINE EQUITY GROWTH PORTFOLIO		0	

## LISTA ESITO DELLE VOTAZIONI

Oggetto: 9. Delega al Consiglio di Amministrazione, ai sensi dell'art. 2443 Cod. civ., della facoltà di deliberare nel 2027 un aumento gratuito del capitale sociale, ai sensi dell'art. 2349 Cod. civ., di massimi Euro 35.671,35

## FAVOREVOLI

Cognome	Tot. Voti	Proprio	Delega
**D FIRST CHURCH OF CHRIST SCIENTIST	738	0	738
**D TRANSAMERICA MORGAN STANLEY GLOBAL ALLOCATION VP	7.841	0	7.841
**D WILLIAM BLAIR INSTITUTIONAL INTERNATIONAL GROWTH FUND	257.636	0	257.636
**D WILLIAM BLAIR COLLECTIVE INVESTMENT TRUST	216.564	0	216.564
**D TANGERINE BALANCED INCOME PORTFOLIO	1.442	0	1.442
**D TANGERINE BALANCED PORTFOLIO	8.689	0	8.689
**D SCOTIA INTERNATIONAL EQUITY INDEX TRACKER ETF	6.199	0	6.199
**D SCOTIA RESPONSIBLE INVESTING INTERNATIONAL EQUITY INDEX ETF	362	0	362
**D WILLIAM BLAIR INTERNATIONAL GROWTH FUND	427.806	0	427.806
**D AMERICAN FUNDS INSURANCE SERIESGLOBAL GROWTH FUND	893.000	0	893.000
**D AMERICAN FUNDS INSURANCE SERIESGLOBAL GROWTH AND INCOME FUND	134.386	0	134.386
**D AMERICAN FUNDS INSURANCE SERIESINCL GROWTH AND INCOME FUND	34.978	0	34.978
**D TAIWAN COOPERATIVE BANK MSCI COST SENSITIVE ALL CYCLE GROWTH FND	533	0	533
**D GOVERNMENT PENSION INVESTMENT FUND	320.957	0	320.957
**D GOVERNMENT PENSION INVESTMENT FUND	357.549	0	357.549
**D HAND COMPOSITE EMPLOYEE BENEFIT TRUST	6.366	0	6.366
**D AMERICAN FUNDS INSURANCE SERIESINTERNATIONAL FUND	1.211.135	0	1.211.135
**D GAX SEAR FUND PLC	2.977.000	0	2.977.000
**D RUSSELL INVESTMENT COMPANY MANAGED INTERNATIONAL EQUITY FUND	79.043	0	79.043
**D FIDELITY INTERNATIONAL EQUITY MULTIASSET BASE FUND	335.900	0	335.900
**D FIDELITY INTERNATIONAL EQUITY INSTITUTIONAL TRUST	132.486	0	132.486
**D GUARDIAN INTERNATIONAL VALUE VIP FUND	194.286	0	194.286
**D FIDELITY SELECT INTERNATIONAL EQUITY INSTITUTIONAL TRUST	68.295	0	68.295
**D FIDELITY SELECT GLOBAL PLUS ALLCAP EQUITY INSTITUTIONAL TRUST	7.812	0	7.812
**D FIDELITY LONGTERM LEADERS FUND	9.922	0	9.922
**D EAVON VANCE GLOBAL SMALLCAP EQUITY FUND	4.349	0	4.349
**D VALIC COMPANY 1 INTERNATIONAL SOCIALLY RESPONSIBLE FUNDK	20.932	0	20.932
**D FIDELITY SELECT GLOBAL EQUITY INSTITUTIONAL TRUST	13.965	0	13.965
**D FRANKLIN FISE EUROPE RX D.K. INDEX ETF	5.245	0	5.245
**D FRANKLIN LIBERTYSHARES ICNV	5.060	0	5.060
**D FRANKLIN TEMPLETON ETF TRUST FRANKLIN FISE EUROPE HEDGED ETF	282	0	282
**D MANAGED INTERNATIONAL EQUITY PORTFOLIO	1.216	0	1.216
**D EAVON VANCE INTERNATIONAL SMALLCAP FUND	1.887	0	1.887
**D END DE SÈGUHANCA SOCIAL DE MACAU	39.651	0	39.651
**D FRANKLIN TEMPLETON ETF TRUST FRANKLIN FISE EUROPE ETF	17.810	0	17.810
**D FRANKLIN TEMPLETON ETF TRUST FRANKLIN FISE ITALY ETF	10.438	0	10.438
**D FISHER INVESTMENTS INSTITUTIONAL FUNDS PLC	6.087	0	6.087
**D PARAMETRIC INTERNATIONAL EQUITY FUND	54.099	0	54.099
**D THE REGENTS OF THE UNIVERSITY OF CALIFORNIA	24.111	0	24.111
**D EPOCH INVESTMENT FUNDS PUBLIC LIMITED COMPANY	436.778	0	436.778
**D CALVERT INTERNATIONAL RESPONSIBLE INDEX FUND	3.724	0	3.724
**D CALVERT INTERNATIONAL OPPORTUNITIES FUND	29.268	0	29.268
**D CALVERT VE CAPF INTERNATIONAL INDEX PORTFOLIO	369.009	0	369.009
**D CAISSE DE DÉPÔT ET PLACEMENT D'ÉPARGNE	4.632	0	4.632
**D XTRACTORS (UK) PUBLIC LIMITED COMPANY	62.412	0	62.412
**D DETROIT EMISSION QUALIFIED NUCLEAR DECOMMISSIONING TRUST	270.183	0	270.183
**D CENTRAL PROVIDENT FUND BOARD	10.789	0	10.789
**D SCENG KEONG PLAN	1.015	0	1.015
**D CITY UNIVERSITY OF NEW YORK	11.800	0	11.800
**D TRUST - AB GLOBAL DYNAMIC ALLOCATION PORTFOLIO	367	0	367
	34.008	0	34.008



## LISTA ESITO DELLE VOTAZIONI

Oggetto: 9. Delega al Consiglio di Amministrazione, ai sensi dell'art. 2443 Cod. civ., della facoltà di deliberare nel 2027 un aumento gratuito del capitale sociale, ai sensi dell'art. 2349 Cod. civ., di massimi Euro 35.671,35

## FAVOREVOLI

Cognome	Tot. Voti	Proprio	Delega
**D THE CAPTIVE INVESTORS FUND	96.400	0	96.400
**D CANFIRST INC. RETIREMENT PLANTRUST	64.000	0	64.000
**D UBS (US) GROUP TRUST	45.206	0	45.206
**D STIPORE XXI BANORTE BASICA 80 84 SA DE C.V.	114.979	0	114.979
**D STIPORE XXI BANORTE BASICA 85 89 SA DE C.V.	65.061	0	65.061
**D STIPORE XXI BANORTE BASICA 90 94 SA DE C.V.	18.030	0	18.030
**D STIPORE XXI BANORTE BASICA 60 64 SA DE C.V.	71.838	0	71.838
**D STIPORE XXI BANORTE BASICA 65 69 SA DE C.V.	110.834	0	110.834
**D STIPORE XXI BANORTE BASICA 70 74 SA DE C.V.	131.332	0	131.332
**D STIPORE XXI BANORTE BASICA 15 19 SA DE C.V.	110.384	0	110.384
**D THE WALT DISNEY COMPANY RETIREMENT PLAN MASTER TRUST	15.984	0	15.984
**D RNO MSCI EUROPE QUALITY HEDGED TO USD ETF	4.486	0	4.486
**D BKO MSCI WORLD INDEX ETF	93.581	0	93.581
**D UNITED TECHNOLOGIES CORPORATION/EMPLOYEE SAVINGS PLAN MASTER TRG	152.250	0	152.250
**D BEAR CREEK INC	151.651	0	151.651
**D MTB1 FRANK RUSSELL INVE JAPAN LIMITED INT EQUITY FUND	9.322	0	9.322
**D AGR GLOBAL DEFENSIVE EQUITY FUND LP	4.698	0	4.698
**D AMERICAN BUREAU OF SHIPPING	13.796	0	13.796
**D AMERICAN CENTURY ETF TRUST AVANTIS INTERNATIONAL EQUITY ETF	350	0	350
**D AMERICAN CENTURY ETF TRUST AVANTIS INTERNATIONAL EQUITY FUND	42.330	0	42.330
**D MATP MSCI KOSQAI INDEX MOTHER FUND	1.755	0	1.755
**D AMERICAN CENTURY ETF TRUST AVANTIS RESPONSIBLE INTERNATIONAL EQUITY ETF	10.547	0	10.547
**D INV COMINGLED EMPLOYER BENEFIT FUNDS TRUST	84	0	84
**D INV NATIONAL PENSION FUND	111.474	0	111.474
**D RUSSELL INVESTMENT COMPANY INTERNATIONAL DEVELOPED MARKET'S FUND	41.800	0	41.800
**D RUSSELL INVESTMENT COMPANY GLOBAL EQUITY FUND	92.975	0	92.975
**D COLLEGE RETIREMENT EQUITIES FUND	16.981	0	16.981
**D TIAA/CREF INTERNATIONAL EQUITY INDEX FUND	1.000.568	0	1.000.568
**D BON SECOURS MERCY HEALTH	666.074	0	666.074
**D BOSTON RETIREMENT SYSTEM	56.111	0	56.111
**D TRUST II BATTILIA GIFFORD INTERNATIONAL STOCK PORTFOLIO	73.059	0	73.059
**D BRICHTHOUSE FUNDS TRUST II METLIFE MSCI EMER INDEX PORTFOLIO	1.170.661	0	1.170.661
**D VALIC COMPANY I INTERNATIONAL EQUITIES INDEX FUND	42.655	0	42.655
**D STATE OF MINNESOTA	58.243	0	58.243
**D RUSSELL INVESTMENT FUNDS INTERNATIONAL DEVELOPED MARKET'S FUND	225.708	0	225.708
**D FRANK RUSSELL INVESTMENT CO II PIC	18.788	0	18.788
**D SDR PORTFOLIO DEVELOPED WORLD EXTS ETF	32.806	0	32.806
**D MORGAN STANLEY INSTITUTIONAL FUND TRUST GLOBAL STRATEGIST PORTFOLIO	1.508	0	1.508
**D MORGAN STANLEY VARIABLE INSURANCE FUND INC. GLOBAL STRATEG ST PORTFOLIO	219.053	0	219.053
**D MERCY HEALTH RETIREMENT TRUST	2.904	0	2.904
**D TRITE INITIATIVE FOUNDATION	561	0	561
**D SDR PORTFOLIO EUROPE ETF	6.976	0	6.976
**D MSCI ITALY INDEX SECURITIES/ENDING COMMON TRUST FUND	6.321	0	6.321
**D BSA COMMINGLED ENDOWMENT FUND LP	10.615	0	10.615
**D X INTERNATIONAL EQUITY FUND	497.708	0	497.708
**D PEOPLE'S BANK OF CHINA	25.117	0	25.117
**D FLORES INVESTMENT CORPORATION	3.594	0	3.594
**D NINETEEN ONE GLOBAL SITUATION FUND	498.969	0	498.969
	21.722	0	21.722
	944.434	0	944.434
	685.837	0	685.837

LISTA ESITO DELLE VOTAZIONI

Oggetto: 9. Delega al Consiglio di Amministrazione, ai sensi dell'art. 2443 Cod. civ., della facoltà di deliberare nel 2027 un aumento gratuito del capitale sociale, ai sensi dell'art. 2349 Cod. civ., di massimi Euro 35.671,35

FAVOREVOLI

Cognome	Tot. Voti	Proprio	Delega
**D UBS M&M FUND SOLUTIONS	507.308	0	507.308
**D MACKENZIE GLOBAL LEADERSHIP IMPACT ETF	493	0	493
**D CIBC PENSION PLAN TRUST FUND	2.445	0	2.445
**D THE ROYAL INST FOR THE ADVANCEMENT OF LEARNING MCGILL UNIVERSITY	29.100	0	29.100
**D COUNSEL INTERNATIONAL GROWTH	181.805	0	181.805
**D COUNSEL DEFENSIVE GLOBAL EQUITY	2.092	0	2.092
**D INCO ELICITED MASTER TRUST	104.807	0	104.807
**D IG MACKENZIE EUROPEAN MID CAP EQUITY FUND	23.064	0	23.064
**D WELLINGTON IG GLOBAL EQUITY HEDGE POOL	19.599	0	19.599
**D IG MACKENZIE EUROPEAN MID CAP EQUITY CLASS	3.513	0	3.513
**D JESSULTON GLOBAL SMALL CAP EQUITY FUND LP	4.345	0	4.345
**D SWEDISH LOW VOLATILITY FUND	17.664	0	17.664
**D MACKENZIE GLOBAL LEADERSHIP IMPACT FUND	707	0	707
**D MACKENZIE EUROPEAN SMALL MTCAPTIVE	287.176	0	287.176
**D MCGILL UNIVERSITY PENSION FUND	14.826	0	14.826
**D MACKENZIE INTERNATIONAL EQUITY INDEX ETF	12.905	0	12.905
**D CC & L INTERNATIONAL EQUITY FUND	19.809	0	19.809
**D CC&L GLOBAL EQUITY FUND	19.042	0	19.042
**D CC&L Q GROUP GLOBAL EQUITY FUND	7.763	0	7.763
**D UBERAL3 INTERNATIONAL EQUITY INDEX FUND	137.407	0	137.407
**D EPOCH INTERNATIONAL EQUITY FUND	511.597	0	511.597
**D EPOCH GLOBAL EQUITY FUND	2.159.482	0	2.159.482
**D TD EUROPEAN INDEX FUND	3.823	0	3.823
**D TD INTERNATIONAL EQUITY INDEX ETF	28.740	0	28.740
**D TD ACTIVE GLOBAL EQUITY GROWTH ETF	5.579	0	5.579
**D TD MORNINGSTAR ESG INTERNATIONAL EQUITY INDEX ETF	691	0	691
**D INFERRAL INTERNATIONAL EQUITY POOL	24.813	0	24.813
**D WINDMUSE ESCI EAFS INDEX NON LENDING FUND FOR EXEMPT ORG.	23.458	0	23.458
**D CIRC INTERNATIONAL INDEX FUND	36.140	0	36.140
**D CIRC EUROPEAN INDEX FUND	3.707	0	3.707
**D CIRC POOLED INTERNATIONAL EQUITY INDEX FUND	1.054	0	1.054
**D CIBC INTERNATIONAL EQUITY INDEX FUND	473	0	473
**D FIDUCIE GLOBALE LA SOCIETE DETRANSPORT DE MONTREAL	8.629	0	8.629
**D REGIME DE RENTES DU MOUVEMENT DESJARDINS	2.247	0	2.247
**D DESJARDINS GLOBAL SMALL CAP EQUITY FUND	191.326	0	191.326
**D ALBERTA INVESTMENT MANAGEMENT CORPORATION	60.433	0	60.433
**D STATE STREET OCF	9.081	0	9.081

Totale voti 472.337.859  
 Percentuale votanti % 99,306474  
 Percentuale Capitale % 77,417224

Azionisti:  
 Azionisti in proprio:

1.821 Teste:  
 0 Azionisti in delega:

1  
 1.821

Pagina 39

DE\* delega alla persona fisica sopra indicata con il numero della scheda magnetica  
 \*\*D Delega alla persona fisica sopra indicata con il numero della scheda magnetica (votazione elettronica alla postazione assistita)  
 RI\* rappresentanza legale alla persona fisica sopra indicata con il numero della scheda magnetica



## **ARTICLES OF ASSOCIATION**

### **FINECOBANK S.P.A.**

#### **SECTION I**

#### **INCORPORATION- PURPOSE - REGISTERED OFFICE – DURATION**

##### **Article 1**

1. A joint stock company has been incorporated with the name: "FinecoBank Banca Fineco S.p.A." or in abbreviated form "FinecoBank S.p.A.", or else "Banca Fineco S.p.A.", or else "Fineco Banca S.p.A.".

##### **Article 2**

1. The Company's registered office is in Milan.  
2. In order to best pursue the corporate purpose, the Company may establish or close down secondary offices, branches, agencies and representation offices, however named, both in Italy and abroad.

##### **Article 3**

1. The duration of the Company is established at 31 (thirty one) December 2100 (two thousand one hundred) and may be extended or terminated earlier by resolution of the Shareholders' Meeting.

##### **Article 4**

1. The purpose of the Company is to engage in deposit-taking and lending in its various forms and with any method, including computer-based and multimedia applications, in Italy and abroad, operating there in accordance with current regulations and practices. For this purpose it may carry out, in compliance with current provisions and subject to obtaining the required authorisations, all transactions and all bank and financial services permitted by applicable laws and regulations, operating in the financial intermediation and credit market, and using any method including computer-based and multimedia applications, also through door-to-door selling and the multimedia distribution of services and products, in the same forms and manner. The company may also carry out any other activity and/or transaction that is instrumental or related to, or necessary or beneficial for the achievement of its corporate purpose and, in general, engage in any other activity that by law is reserved or permitted to companies authorised to engage in banking.

2. The Company may also issue bonds, in compliance with applicable laws. Furthermore, it may also issue bonds convertible into its shares or with purchase vouchers or the subscription of shares (warrants), in compliance with applicable laws. It may also acquire holdings in Italy and abroad.

3. The Company, in its role of parent to the Banking Group FinecoBank, pursuant to the provisions of Clause 61 of Legislative Decree no. 385 dated September 1, 1993, issues – in undertaking its management and co-ordination activities – instructions to other members of the Group in respect of the fulfilment of requirements laid down by the Bank of Italy in the interest of the Group's stability.

## SECTION II SHARE CAPITAL - SHARES – BONDS

### Article 5

1. The share capital, fully subscribed and paid up, is equal to Euro 201,339,553.80 represented by n. 610,119,860 ordinary shares with a par value of Euro 0.33.

2. The share capital may be increased by way of a shareholders' resolution, through the issuance of shares, also bearing various rights, in compliance with legal requirements.

In the event of an increase in share capital through a rights issue, the pre-emptive rights of shareholders may be excluded, limited to ten percent of the pre-existing share capital, provided that the issue price of the new shares corresponds to the market value of those already outstanding and that this is confirmed by a special report prepared by the appointed independent auditors.

3. Ordinary shares are registered shares.

4. The shares are indivisible and in the event of joint ownership they shall be regulated according to law.

5. The Extraordinary Shareholders' Meeting may resolve upon the allocation of profits to the employees of the Company in accordance with current regulations.

6. The Shareholders' service address for their dealings with the Company shall be the address stated in the Shareholders' registry.

7. The status of shareholder implies unconditional acceptance of the deed of incorporation and of the articles of association.

8. The Board of Directors, shall be empowered, pursuant to Article 2443 of the Italian Civil Code, for a period of five years starting from the beginning of the negotiation on the Italian regulated market, to increase the share capital, free of charge – in one or more tranches – to implement the Employee incentive schemes approved by the ordinary Shareholders' Meeting held on June 5, 2014, for a maximum amount of Euro 1,155,000.00 (entirely attributable to capital for Euro 0.33 per share, equal to the nominal unit value), issuing a maximum number of 3,500,000 new ordinary shares having a nominal value of Euro 0.33 each, with the same characteristics as those outstanding, with regular dividend rights, by assigning the corresponding maximum amount of profit and/or profit reserves resulting from the last financial statements in question approved pursuant to Article 2349 of the Italian Civil Code, according to the terms, conditions and methods provided for in the incentive schemes.

The Board of Directors, in partial execution of the authority granted in accordance with Article 2443 of the Italian Civil Code by the Extraordinary Shareholders' Meeting of 5 June 2014, resolved on 9 February 2015 to increase the share capital by a nominal Euro 79,761 corresponding to 241,700 ordinary shares with a nominal value of Euro 0.33 each, to service the implementation of Employee incentive plans.

The Board of Directors, in partial exercise of the powers conferred on the same pursuant to Article 2443 of the Italian Civil Code by the Extraordinary Shareholders' Meeting of June 5, 2014, decided, on February 8, 2016, to increase the share capital by the nominal amount of Euro 95,601.99, corresponding to 289,703 ordinary shares with par value of Euro 0.33 each, to service the implementation of Employee incentive plans.

The Board of Directors, in partial execution of the authority granted pursuant to Article 2443 of the Italian Civil Code by the Extraordinary Shareholders' Meeting of June 5, 2014, resolved on February 7, 2017 to increase the share capital by a nominal amount of Euro 294,372.21, corresponding to 892,037 ordinary shares with a par value of Euro 0.33 each, to service the implementation of the Employee incentive plans.

The Board of Directors, in partial execution of the authority granted pursuant to Article 2443 of the Italian Civil Code by the Extraordinary Shareholders' Meeting of June 5, 2014, resolved on February 7, 2017 to increase the share capital by a nominal amount of Euro 5,237.76, corresponding to 15,872 ordinary shares with a par value of Euro 0.33 each, to service the implementation of the Employee incentive plans.

The Board of Directors, in partial execution of the authority granted pursuant to Article 2443 of the Italian Civil Code by the Extraordinary Shareholders' Meeting of June 5, 2014, resolved on February 6, 2018 to increase the share capital by a nominal amount of Euro 163,182.69, corresponding to 494,493 ordinary shares with a par value of Euro 0.33 each, to service the implementation of the Employee incentive plans.

The Board of Directors, in partial execution of the authority granted pursuant to Article 2443 of the Italian Civil Code by the Extraordinary Shareholders' Meeting of June 5, 2014, resolved on February 6, 2018 to increase the share capital by a nominal amount of Euro 37,105.20, corresponding to overall 112,440 ordinary shares with a par value of Euro 0.33 each, to service the implementation of the Employee incentive plans.

The Board of Directors, in partial execution of the authority granted pursuant to Article 2443 of the Italian Civil Code by the Extraordinary Shareholders' Meeting of June 5, 2014, resolved on February 5, 2019 to increase the share capital by a nominal amount of Euro 110,755.92, corresponding to overall 335,624 ordinary shares with a par value of Euro 0.33 each, to service the implementation of the Employee incentive plans.

The Board of Directors, in partial execution of the authority granted pursuant to Article 2443 of the Italian Civil Code by the Extraordinary Shareholders' Meeting of June 5, 2014, resolved on February 5, 2019 to increase the share capital by a nominal amount of Euro 23,333.64, corresponding to overall 70,708 ordinary shares with a par value of Euro 0.33 each, to service the implementation of the Employee incentive plans.

9. The Board of Directors has the right, pursuant to Article 2443 of the Italian Civil Code, to resolve a free increase in share capital, pursuant to Article 2349 of the Italian Civil Code, one or more times and for a maximum period of five years (i) from the date of the shareholders' resolution dated April 23, 2015, for a maximum amount of Euro 131,159.49, with the issue of up to 397,453 new FinecoBank ordinary shares, as well as (ii) from the date of the shareholders' resolution dated April 12, 2016, for a maximum amount of Euro 32,789.79 with the issue of up to 99,363 new FinecoBank ordinary shares; attributable entirely to capital at Euro 0.33 per share, equal to the par value of each, with the same characteristics as those in circulation, with regular dividend entitlement, to be granted to the Staff of FinecoBank, which covers key positions for the achievement of the overall objectives in execution of the 2015 System.

The Board of Directors, in partial execution of the authority granted pursuant to Article 2443 of the Italian Civil Code by the Extraordinary Shareholders' Meeting of April 23, 2015, resolved on February 6, 2018 to increase the share capital by a nominal amount of Euro 27,758.61, corresponding to 84,117 ordinary shares with a par value of Euro 0.33 each, to service the implementation of the Employee incentive plans.

The Board of Directors, in partial execution of the authority granted pursuant to Article 2443 of the Italian Civil Code by the Extraordinary Shareholders' Meeting of April 23, 2015, resolved on February 5, 2019 to increase the share capital by a nominal amount of Euro

13,878.81, corresponding to 42,057 ordinary shares with a par value of Euro 0.33 each, to service the implementation of the Employee incentive plans.

The Board of Directors, in partial execution of the authority granted pursuant to Article 2443 of the Italian Civil Code by the Extraordinary Shareholders' Meeting of April 23, 2015, resolved on February 11, 2020 to increase the share capital by a nominal amount of Euro 13,878.81, corresponding to 42,057 ordinary shares with a par value of Euro 0.33 each, to service the implementation of the Employee incentive plans.

The Board of Directors, in partial execution of the authority granted pursuant to Article 2443 of the Italian Civil Code by the Extraordinary Shareholders' Meeting of April 12, 2016, resolved on February 9, 2021 to increase the share capital by a nominal amount of Euro 13,878.81, corresponding to 42,057 ordinary shares with a par value of Euro 0.33 each, to service the implementation of the Employee incentive plans.

10. The Board of Directors has the right, pursuant to Article 2443 of the Italian Civil Code, to resolve a free increase in share capital, pursuant to Article 2349 of the Italian Civil Code, one or more times and for a maximum period of five years (i) from the date of the shareholders' resolution dated April 12, 2016, for a maximum amount of Eur 88,440.00 (to be allocated in full to share capital at Eur 0.33 per share, corresponding to the nominal value per share) with the issue of up to 268,000 new FinecoBank ordinary shares, as well as (ii) from the date of the shareholders' resolution dated April 11, 2017, for a maximum amount of Eur 22,110 with the issue of up to 67,000 new FinecoBank ordinary shares; attributable entirely to capital at Eur 0.33 per share, equal to the par value of each, with the same characteristics as those in circulation, with regular dividend entitlement, to be granted to the Staff of FinecoBank, which covers key positions for the achievement of the overall objectives in execution of the 2016 System.

The Board of Directors, in partial execution of the authority granted pursuant to Article 2443 of the Italian Civil Code by the Extraordinary Shareholders' Meeting of April 12, 2016, resolved on February 5, 2019 to increase the share capital by a nominal amount of Euro 20,069.28, corresponding to 60,816 ordinary shares with a par value of Euro 0.33 each, to service the implementation of the Employee incentive plans.

The Board of Directors, in partial execution of the authority granted pursuant to Article 2443 of the Italian Civil Code by the Extraordinary Shareholders' Meeting of April 12, 2016, resolved on February 11, 2020 to increase the share capital by a nominal amount of Euro 10,033.98, corresponding to 30,406 ordinary shares with a par value of Euro 0.33 each, to service the implementation of the Employee incentive plans.

The Board of Directors, in partial execution of the authority granted pursuant to Article 2443 of the Italian Civil Code by the Extraordinary Shareholders' Meeting of April 12, 2016, resolved on February 9, 2021 to increase the share capital by a nominal amount of Euro 10,033.98, corresponding to 30,406 ordinary shares with a par value of Euro 0.33 each, to service the implementation of the Employee incentive plans.

The Board of Directors, in partial execution of the authority granted pursuant to Article 2443 of the Italian Civil Code by the Extraordinary Shareholders' Meeting of April 11, 2017, resolved on February 9, 2022 to increase the share capital by a nominal amount of Euro 10,033.98, corresponding to 30,406 ordinary shares with a par value of Euro 0.33 each, to service the implementation of the Employee incentive plans.

11. The Board of Directors has the right, pursuant to Article 2443 of the Italian Civil Code, to carry out a free share capital increase, pursuant to Article 2349 of the Italian Civil Code, one or more times and for a maximum period of five years (i) from the date of the shareholders' resolution dated April 11, 2017, for a maximum amount of Eur 128,700.00 (attributable entirely to capital) with the issue of up to 390,000 new FinecoBank ordinary shares as well as (ii) from the date of the shareholders' resolution dated April 11, 2018, for a maximum amount of Eur 29,700.00 (attributable entirely to capital) with the issue of up to 90,000 new

FinecoBank ordinary shares with a nominal value of Eur 0.33 each, with the same characteristics as those in circulation, with regular dividend entitlement, to be granted to the Identified Staff of FinecoBank in execution of the 2017 System.

The Board of Directors, in partial execution of the authority granted pursuant to Article 2443 of the Italian Civil Code by the Extraordinary Shareholders' Meeting of April 11, 2017, resolved on February 11, 2020 to increase the share capital by a nominal amount of Euro 19,123.50, corresponding to 57,950 ordinary shares with a par value of Euro 0.33 each, to service the implementation of the Employee incentive plans.

The Board of Directors, in partial execution of the authority granted pursuant to Article 2443 of the Italian Civil Code by the Extraordinary Shareholders' Meeting of April 11, 2017, resolved on February 9, 2021 to increase the share capital by a nominal amount of Euro 9,390.81, corresponding to 28,457 ordinary shares with a par value of Euro 0.33 each, to service the implementation of the Employee incentive plans.

The Board of Directors, in partial execution of the authority granted pursuant to Article 2443 of the Italian Civil Code by the Extraordinary Shareholders' Meeting of April 11, 2017, resolved on February 9, 2022 to increase the share capital by a nominal amount of Euro 9,390.81, corresponding to 28,457 ordinary shares with a par value of Euro 0.33 each, to service the implementation of the Employee incentive plans.

12. The Board of Directors has the right, pursuant to Article 2443 of the Italian Civil Code to carry out a free share capital increase, pursuant to Article 2349 of the Italian Civil Code, one or more times and for a maximum period of five years (i) from the date of the shareholders' resolution dated April 11, 2018, for a maximum amount of Eur 136,031.94 (attributable entirely to capital) with the issue of up to 412,218 new FinecoBank ordinary shares as well as (ii) from the date of the shareholders' resolution dated April 10, 2019, for a maximum amount of Eur 30,731.91 (attributable entirely to capital) with the issue of up to 93,127 new FinecoBank ordinary shares with a nominal value of Eur 0.33 each, with the same characteristics as those in circulation, with regular dividend entitlement, to be granted to the Identified Staff of FinecoBank in execution of the 2018 System.

The Board of Directors, in partial execution of the authority granted pursuant to Article 2443 of the Italian Civil Code by the Extraordinary Shareholders' Meeting of April 11, 2018, resolved on March 12, 2020 to increase the share capital by a nominal amount of Euro 5,459.19, corresponding to 16,543 ordinary shares with a par value of Euro 0.33 each, to service the implementation of the Employee incentive plans.

The Board of Directors, in partial execution of the authority granted pursuant to Article 2443 of the Italian Civil Code by the Extraordinary Shareholders' Meeting of April 11, 2018, resolved on February 9, 2021 to increase the share capital by a nominal amount of Euro 25,438.71, corresponding to 77,087 ordinary shares with a par value of Euro 0.33 each, to service the implementation of the Employee incentive plans.

The Board of Directors, in partial execution of the authority granted pursuant to Article 2443 of the Italian Civil Code by the Extraordinary Shareholders' Meeting of April 11, 2018, resolved on February 9, 2022 to increase the share capital by a nominal amount of Euro 13,876.17, corresponding to 42,049 ordinary shares with a par value of Euro 0.33 each, to service the implementation of the Employee incentive plans.

13. The Board of Directors has the right, pursuant to Article 2443 of the Italian Civil Code, to resolve a free increase in share capital, pursuant to Article 2349 of the civil Code, one or more times and for a maximum period of five years from the date of the shareholders' resolution dated April 11, 2018 for a maximum amount of Euro 324,743.10 (attributable entirely to capital) with the issue of up to 984,070 new FinecoBank ordinary shares, as well as (ii) from the date of the shareholders' resolution dated April 28, 2020, for a maximum amount of Euro 37,788.63 (to be allocated in full to share capital at Euro 0.33 per share, corresponding to the

nominal value per share) with the issue of up to 114,511, as well as (iii) from the date of the shareholders' resolution dated April 28, 2020, for a maximum amount of Euro 70,029.30 with the issue of up to 212,210 new FinecoBank ordinary shares; with a nominal value of Euro 0.33 each with the same characteristics as those in circulation, with regular dividend entitlement, to be granted to the FinecoBank Employees in execution of the 2018-2020 Long Term Incentive Plan.

The Board of Directors, in partial execution of the authority granted pursuant to Article 2443 of the Italian Civil Code by the Extraordinary Shareholders' Meeting of April 11, 2018, resolved on February 9, 2021 to increase the share capital by a nominal amount of Euro 34,527.57, corresponding to 104,629 ordinary shares with a par value of Euro 0.33 each, to service the implementation of the Employee incentive plans.

The Board of Directors, in partial execution of the authority granted pursuant to Article 2443 of the Italian Civil Code by the Extraordinary Shareholders' Meeting of April 11, 2018, resolved on February 9, 2022 to increase the share capital by a nominal amount of Euro 17,259.66, corresponding to 52,302 ordinary shares with a par value of Euro 0.33 each, to service the implementation of the Employee incentive plans.

14. The Board of Directors has the right, pursuant to Article 2443 of the Italian Civil Code, to resolve, in 2020, a free increase in share capital, pursuant to Article 2349 of the Italian Civil Code, for a maximum amount of Eur 23,333.64 (attributable entirely to capital) with the issuance of up to 70,708 new FinecoBank ordinary shares with a nominal value of Eur 0.33 each, with the same characteristics as those in circulation, with regular dividend entitlement, to be granted to the FinecoBank Identified Staff to complete the execution of the 2014 Incentive System.

The Board of Directors, in partial execution of the authority granted pursuant to Article 2443 of the Italian Civil Code by the Extraordinary Shareholders' Meeting of April 10, 2019, resolved on February 11, 2020 to increase the share capital by a nominal amount of Euro 23,333.64, corresponding to 70,708 ordinary shares with a par value of Euro 0.33 each, to service the implementation of the Employee incentive plans.

15. The Board of Directors has the right, pursuant to Article 2443 of the Italian Civil Code, to resolve, in 2020, a free increase in share capital, pursuant to Article 2349 of the Italian Civil Code, for a maximum amount of Eur 139,517.07 (attributable entirely to capital) with the issuance of up to 422,779 new FinecoBank ordinary shares with a nominal value of Eur 0.33 each, with the same characteristics as those in circulation, with regular dividend entitlement, to be granted to the Beneficiaries of the "2014-2017 Multi Year Plan Top Management" FinecoBank Employees to complete the execution of the 2014-2017 Plan.

The Board of Directors, in execution of the authority granted pursuant to Article 2443 of the Italian Civil Code by the Extraordinary Shareholders' Meeting of April 10, 2019, resolved on February 11, 2020 to increase the share capital by a nominal amount of Euro 139,517.07, corresponding to 422,779 ordinary shares with a par value of Euro 0.33 each, to service the implementation of the Employee incentive plans.

16. The Board of Directors has the right, pursuant to Article 2443 of the Italian Civil Code, to resolve to carry out a free share capital increase, pursuant to Article 2349 of the civil Code, one or more times and for a maximum period of five years (i) from the date of the shareholders' resolution dated April 10, 2019, for a maximum amount of Eur 95,021.85 (attributable entirely to capital at Euro 0.33 per share, corresponding to the nominal value per share) with the issuance of up to 287,945 new FinecoBank ordinary shares as well as (ii) from the date of the shareholders' resolution dated April 28, 2020, for a maximum amount of Euro 24,032.91 with the issue of up to 72,827 new FinecoBank ordinary shares; with a nominal value of Euro 0.33 each, with a nominal value of Eur 0.33 each, with the same

characteristics as those in circulation, with regular dividend entitlement, to be granted to the FinecoBank Identified Staff in execution of the 2019 Incentive System.

The Board of Directors, in partial execution of the authority granted pursuant to Article 2443 of the Italian Civil Code by the Extraordinary Shareholders' Meeting of April 10, 2019, resolved on February 9, 2021 to increase the share capital by a nominal amount of Euro 20,820.03, corresponding to 63,091 ordinary shares with a par value of Euro 0.33 each, to service the implementation of the Employee incentive plans.

The Board of Directors, in partial execution of the authority granted pursuant to Article 2443 of the Italian Civil Code by the Extraordinary Shareholders' Meeting of April 10, 2019, resolved on February 9, 2022 to increase the share capital by a nominal amount of Euro 371.91, corresponding to 1,127 ordinary shares with a par value of Euro 0.33 each, to service the implementation of the Employee incentive plans.

17. The Board of Directors has the right, pursuant to Article 2443 of the Italian Civil Code, to carry out a free share capital increase, pursuant to Article 2349 of the Italian Civil Code, one or more times and for a maximum period of five years (i) from the date of the shareholders' resolution dated April 28, 2020, for a maximum amount of Euro 174,234.39 (attributable entirely to capital at Euro 0.33 per share corresponding to the nominal value per share) with the issuance of up to 527,983 new FinecoBank ordinary shares, as well as (ii) from the date of the shareholders' resolution dated April 28, 2021 for a maximum amount of Euro 36,476.22 with the issue of up to 110,534 new FinecoBank ordinary shares; with a nominal value of Euro 0.33 each with the same characteristics as those in circulation, with regular dividend entitlement, to be granted to the FinecoBank Identified Staff in execution of the 2020 Incentive System.

The Board of Directors, in partial execution of the authority granted pursuant to Article 2443 of the Italian Civil Code by the Extraordinary Shareholders' Meeting of April 28, 2020, resolved on February 9, 2022 to increase the share capital by a nominal amount of Euro 21,697.17, corresponding to 65,749 ordinary shares with a par value of Euro 0.33 each, to service the implementation of the Employee incentive plans.

18. The Board of Directors has the right, pursuant to Article 2443 of the Italian Civil Code to carry out a free share capital increase, pursuant to Article 2349 of the Italian Civil Code, in one or more instances and for a maximum period of five years (i) from the date of the shareholders' resolution dated April 28, 2021 for a maximum amount of Eur 143,131.89 (attributable entirely to capital) with the issue of up to 433,733 new FinecoBank ordinary shares as well as (ii) from the date of the shareholder's resolutions dated April 28, 2022, for a maximum amount of Euro 35.671,35 by issuing up to 108.095 new FinecoBank ordinary shares; attributable entirely to capital at Euro 0.33 per share, with the same characteristics as those in circulation, with regular dividend entitlement, to be granted to the Identified Staff of FinecoBank in execution of the 2021 Incentive System.

19. The Board of Directors has the right, pursuant to Article 2443 of the Italian Civil Code, to resolve a free increase in share capital, pursuant to Article 2349 of the Italian Civil Code, one or more times and for a maximum period of five years from the date of the shareholders' resolution dated April 28, 2021 for a maximum amount of Eur 283,511.58 (attributable entirely to capital) with the issue of up to 859,126 new FinecoBank ordinary shares with a par value of Euro 0.33 per share, with the same characteristics as those in circulation, with regular dividend entitlement, to be granted to the FinecoBank Employees in execution of the 2021-2023 Long Term Incentive Plan.

20. The Board of Directors has the right, pursuant to Article 2443 of the civil Code, to resolve, in one or more instances and for a maximum period of five years from the date of the shareholders' resolution dated April 28, 2022, a free increase in share capital, pursuant to Article 2349 of the civil Code, for a maximum amount of Euro 120.976,02 (attributable entirely to capital) by issuing up to 366.594 new FinecoBank ordinary shares with a nominal value of Euro 0.33 each, with the same characteristics as those in circulation, with regular dividend entitlement, to be granted to FinecoBank Identified Staff in execution of the 2022 Incentive System.

### SECTION III SHAREHOLDERS' MEETING

#### Article 6

1. The Shareholders' General Meeting, duly constituted, is the body that expresses the Company's will through its resolutions.
2. The Shareholders' General Meeting meets in ordinary or extraordinary sessions, according to the law and may be held at the company headquarters or another place that is indicated in the notice convening the meeting, provided it is within the territory of the Italian state.
3. The operating modes of the Shareholders' General Meeting are governed by specific Regulations.
4. The Ordinary Shareholders' General Meeting is convened at least once a year within one hundred and twenty days from the end of the company's financial year to deliberate on issues for which the law and the Articles of Association make it responsible.
5. In particular, the Ordinary Shareholders' General Meeting, besides establishing the remuneration paid to the bodies it has appointed, approves: (i) the policies on remuneration and incentives in favour of members of the bodies with functions of strategic supervision, management and control and other personnel; (ii) remuneration plans based on financial instruments; (iii) the criteria for determining the compensation to be granted in the case of early termination of employment or early retirement from office, including limits set on this amount in terms of annual fixed remuneration and the maximum amount that results from their application.
6. Also, the Ordinary Shareholders' General Meeting, upon approval of the remuneration policies, has the authority to agree a relationship between the variable and fixed component of the remuneration of individual staff members higher than 1:1 but not exceeding the ratio of 2:1 provided that the proposal is considered to be validly adopted:
  - with the favourable vote of at least 2/3 of the share capital represented at the Shareholders' General Meeting, in the event that the Shareholders' General Meeting is constituted with at least half of the share capital;
  - with the favourable vote of at least 3/4 of the share capital represented at the Shareholders' General Meeting, regardless of the share capital with which it is constituted.
7. The Shareholders' General Meeting must be provided with adequate information on the implementation of remuneration policies.
8. The Extraordinary General Meeting is convened whenever necessary to resolve upon any of the matters reserved for it by the law in force.

#### Article 7

1. The Shareholders' Meeting, whether ordinary or extraordinary, shall be convened within the terms set forth in current laws and regulations, via a notice published on the Company's website and through other channels provided for under current laws and regulations.
2. The Agenda of the Shareholders' Meeting shall be determined by the person empowered to call a meeting under the terms and conditions of law and the Articles of Association.

3. In the cases provided by law, those shareholders who, alone or in conjunction with others, represent at least the percentage of share capital envisaged by current applicable regulations, shall be entitled to request that a Shareholders' Meeting be convened.
4. The right to put items on the Agenda and to submit resolution proposals on the items already on the Agenda may be exercised - in the cases, methods and time limits indicated in current regulations - by shareholders who individually or collectively represent at least the proportion of share capital required under applicable law in force at the time.
5. The Shareholders' Meeting is held in one session. The Board of Directors may provide that the Shareholders' Meeting be held in more than one session. The quorum required by current regulation shall apply.

#### Article 8

1. The holders of voting rights and in respect of whom the Company has received, from the broker holding the relevant account, the notification within the deadline set forth by applicable law, shall be entitled to attend Shareholders' Meetings.
2. If stated in the notice of call, the holders of voting rights may participate in the Shareholders' Meeting using telecommunication facilities and exercise their voting rights using electronic means, according to the procedure indicated in the notice.
3. Anyone entitled to vote can be represented at Shareholders' Meetings, in accordance with the provisions of current regulations.
4. Voting proxy may be granted by means of an electronic document with an electronic signature in accordance with the provisions of current regulations and communicated to the Company by sending it to the email address indicated in the notice of call or alternately through other methods as provided for in current laws and regulations.

#### Article 9

1. Each ordinary share confers the right to cast one vote.

#### Article 10

1. The Shareholders' Meeting is chaired by the Chairman of the Board of Directors or, if the Chairman is absent or incapacitated, by the Deputy Vice Chairman or by the other Vice Chairman, if appointed. In the event the above individuals are absent or incapacitated, the Shareholders' Meeting shall be chaired by a Director or by a Shareholder appointed by those present.
2. The Chairman of the Shareholders' Meeting has full powers to preside over the proceedings, in compliance with the criteria and procedures laid down in current regulations and the Regulation for Shareholders' Meetings.
3. The Chairman shall be assisted by a Secretary, appointed from among those in attendance, even if a non-shareholder, by the majority of those present. In addition to the cases provided for under law, a Notary may be called on and appointed by the Chairman to act as secretary, when deemed necessary by the Chairman.

#### Article 11

1. For a Shareholders' Meeting, whether ordinary or extraordinary, in first or second call, along with the relative resolutions to be valid, the relevant legal provisions and Articles of Association must be duly observed.

#### Article 12

1. The minutes of Shareholders' Meeting shall be prepared and signed by the Chairman of the Shareholders' Meeting and the Secretary, when they are not prepared by a Notary. The copies or extracts of the minutes, signed and certified as true copies by the Chairman of the

Board of Directors or by his/her representative, or by the Secretary, shall constitute full proof thereof.

## SECTION IV BOARD OF DIRECTORS

### Article 13

1. The Company is managed by a Board of Directors composed of a minimum of 9 (nine) and a maximum of 13 (thirteen) members. The composition of the Board shall be gender balanced.

2. The members of the Board of Directors must be suitable for the performance of the office, in accordance with the legislation in force at the time and the Articles of Association and, in particular, they must meet the requirements of professionalism, integrity and independence and respect the criteria of competence, correctness and dedication of time, and the specific limits on the accumulation of offices prescribed by the legislation in force at the time and by the Articles of Association and in any event those provided for by the European Directive of 26 June 2013 No. 36 (CRD IV), for the performance of the office of director of a bank issuing shares listed on regulated markets.

3. Furthermore, the majority of the members of the Board of Directors must meet the independence requirements established by the Corporate Governance Code for Listed Companies currently in force and listed below namely those required by the Corporate Governance Code from time to time in force. Specifically, a Director cannot be considered Independent in the following cases:

a) if, directly or indirectly, including through subsidiaries, trustees or third parties, they control the Company or are able to exercise significant influence over it, or participate in a shareholders' agreement through which one or more subjects can exercise control or significant influence over the Company;

b) if they are, or have been in the previous three financial years, a significant representative of the Company, of a subsidiary of strategic importance or of a company subject to joint control with the Company, or of a company or entity which, also together with others through a shareholders' agreement, controls the Company or is able to exercise significant influence over it;

c) if, directly or indirectly (for example through subsidiaries or of which they are a significant representative, or as a partner of a professional firm or a consultancy company), they have, or have had in the previous year, a significant commercial, financial or professional relationship: (i) with the Company, one of its subsidiaries, or any of the relevant significant representatives; (ii) with a party who, also jointly with others through a shareholders' agreement, controls the Company, or - in the case of a company or entity - with the relevant significant representatives; or are, or have been in the previous three financial years, an employee of one of the aforementioned parties;

d) if they receive, or have received in the previous three financial years a significant additional remuneration from the Company or from a subsidiary or parent company (compared to the "fixed" remuneration for a non-executive director of the Company and to the remuneration for participation in committees as recommended by the Borsa Italiana S.p.A. Corporate Governance Code) including in the form of participation in incentive plans linked to company performance, including those based on shares;

e) if they have been a director of the Company for more than nine out of the past twelve years;

f) if they holds the position of executive director in another company where an executive director of the Company holds the office of director;

g) if they are a shareholder or director of a company or entity belonging to the network of

the company entrusted with the legal audit of the Company;

h) if they are a close family member of a person who is in one of the situations referred to in the previous points.

For the purposes of the cases indicated above, the definitions provided for in the Corporate Governance Code promoted by Borsa Italiana S.p.A. apply.

4. Directors shall hold office for three financial years, except where a shorter term is established at the time of their appointment; the term ends on the date of the Shareholders' Meeting called to approve the financial statements relating to the last year of their appointment and they may be re-elected.

5. The Directors are appointed by the Shareholders' Meeting on the basis of lists submitted by entitled persons; the candidates must be listed in numerical order on the lists. The parties with the right to submit lists are the Board of Directors as well as multiple shareholders who, either alone or together with others own, collectively, voting shares representing the percentage of share capital required by laws or regulations from time to time in force. The decision to submit a list by the Board of Directors must be resolved by an absolute majority of the members in office, subject to a preliminary investigation by the internal board committee with responsibility for appointments.

6. Each list with a number of candidates equal to or greater than 3 (three) (i) must be made up of candidates belonging to both genders, to ensure respect for the gender balance to at least to the minimum extent required by current laws and regulations and (ii) must ensure that at least the majority of the candidates meet the independence requirements set out in the Articles of Association, without prejudice to the fact that the first candidate on any list, including lists with less than 3 (three) candidates, must meet the aforementioned independence requirements.

7. In order for a list submitted by shareholders to be valid, it must be filed at the Registered Office or the Head Office, also by means of remote communication and in accordance with the procedures stated in the notice of call which allows the identification of the parties submitting the list, no later than the twenty-five days before the date of the Shareholders' Meeting and must be made available to the public at the Registered Office, on the Company's website and through other channels provided for under current laws at least twenty-one days before the date of the Shareholders' Meeting (or within a different deadline as per applicable regulations). Any list submitted by the Board of Directors pursuant to paragraph 5 above must be filed at the Registered Office and published in the manner described above at least thirty days before the date set for the Shareholders' Meeting.

8. Each party entitled (as well as (i) entitled persons belonging to the same group, intended as a party, which need not be a corporation, exercising control pursuant to Article 2359 of the Italian Civil Code and any subsidiary controlled by, or under the control of the said party, or (ii) shareholders who are party to a shareholders' agreement as per Article 122 of Legislative Decree no. 58 of 24 February 1998, or (iii) entitled persons who are otherwise associated with each other in a material relationship pursuant to current and applicable statutory or regulatory provisions) may submit individually or with others only one list, just like each candidate may only be included in one list, or otherwise be considered ineligible.

9. In the event the shareholders submit lists, ownership of the minimum shareholding required for submitting lists is calculated based on the shares registered to each shareholder, or to multiple shareholders combined, on the day when the lists are filed at the Company. Ownership of the number of shares necessary to submit lists must be proven pursuant to current regulations; proof may be submitted to the Company also after the lists have been filed, provided that it is submitted within the deadline for when the Company must make the lists public.

10. The entitled persons who submitted a list must also file any additional documentation and declarations required by the laws and regulations in force at the time, within the deadline

indicated in paragraph 7 above, as well as the following disclosures:

- for shareholders, information pertaining to those who submitted the lists, with information on the total percentage of interest held;
- information on the personal and professional characteristics of the candidates included in the list;
- a statement whereby the individual candidates irrevocably accept the position (subject to their appointment) and attest, under their responsibility, that there are no grounds for their ineligibility or incompatibility to stand as candidate, and that they meet the requirements prescribed for the office by the Articles of Association and by the current laws and regulations and the possible possession of the independence requirements referred to in paragraph 3 above, according to a format that will be made public by the company in advance that takes into account the guidelines of the Supervisory Authorities;

Any list that does not meet the above requirements shall be deemed to have not been submitted.

11. Each eligible voter may vote for one list only.

12. The members of the Board of Directors shall be elected as follows:

a) a number of Directors equal to the number of board members shall be drawn - in the order in which they appear on the list - from the list receiving the majority of votes cast except, depending on the case, 2 (two) or 3 (three) that will be taken from the minority list(s) that are not connected with those who submitted or voted for the list that obtained the highest number of votes in accordance with the current regulations, as specified below:

a.1) if only two lists are submitted, the remaining 2 (two) Directors will be drawn in consecutive order from the second list that received the highest number of votes at the meeting,

a.2) if 3 (three) or more lists are submitted, 2 (two) Directors will be drawn in consecutive order from the second list that obtained the highest number of votes at the meeting regardless of the percentage of votes received, while 1 (one) Director will be drawn in consecutive order from the third list that received the highest number of votes at the meeting provided that it received at least 2% of the votes cast at the meeting, it being understood that in the event of the failure to receive this percentage by the third list by number of votes the mechanism provided for in the previous paragraph a.1) will be applied;

b) if the majority list does not reach a sufficient number of candidates for the election of the number of Directors to be appointed, according to the mechanism indicated in letter a) above, all the candidates from the majority list shall be appointed and the remaining Directors shall be drawn from the minority list, in the order in which they appear on the list, receiving the highest number of votes; if necessary, directors shall also be drawn from the second most voted minority list, always in the order in which they appear on the list, until the number of Directors to elect has been reached;

c) if the number of candidates in the majority as well as minorities lists submitted is less than the number of the Directors to be elected, the remaining Directors shall be elected through a resolution made by the Shareholders' Meeting by relative majority (and therefore without taking into account any abstentions), ensuring compliance with the principles of independence and gender equality provided for respectively in articles 13 paragraph 3 and 13 paragraph 6 of Articles of Association. If there is a tie vote between two or more candidates, a run-off will be held between these candidates by means of another vote at the Shareholders' Meeting;

d) if only one list or no list is filed, the Shareholders' Meeting shall act in accordance with the procedures set forth in letter c) above; in the event of a tie between lists or candidates, the shareholders' meeting shall hold a second round of voting to establish their ranking;

e) if the required minimum number of Independent Directors and/or Directors belonging to the least represented gender is not elected, the Directors of the most voted list who have the highest consecutive number and do not meet the requirements in question shall be replaced by the next candidates on the same list, who meet the necessary requirements. Should it prove

impossible, even after applying this criterion, to identify the Directors who meet the above requirements, the above substitution criterion shall apply to the minorities lists receiving the highest votes from which the candidates elected have been drawn;

f) if even after applying the substitution criteria referred to in letter e) above, suitable substitutions have not been found, the Shareholders' Meeting shall resolve by a relative majority. In this case, the substitutions shall be effected starting from the most voted lists and from the candidates bearing the highest number in consecutive order.

13. In the event of death, resignation, withdrawal or removal from office for any other reason of a Director, or where a Director no longer meets the professional competence and integrity requirements, the Board of Directors can take steps to coopt a Director, in compliance with the principles of minority representation and gender equality. If, in the above cases, the minimum number of independent Directors and/or the number of Directors belonging to the least represented gender envisaged respectively by articles 13 paragraph 3 and 13 paragraph 6 of the Articles of Association is not met, the Board of Directors shall replace them.

14. For the appointment of Directors needed to fill vacancies on the Board of Directors, the Shareholders' Meeting shall resolve by relative majority, ensuring that the principles of independence and gender equality established by current law and regulations and the Articles of Association are met.

#### Article 14

1. The Board of Directors elects from among its members, for three financial years - unless a different term is established by the Shareholders' Meeting pursuant to the provisions of Article 13 - a Chairman and a Secretary, who need not be one of its members and - where appropriate - one or more Vice Chairmen, one of which will act as a stand-in. In the event the Chairman's absent or incapacitated, he/she will be replaced by the Deputy Vice Chairman or, if he/she is absent, by the other Vice Chairman. Where both the Chairman and all the Vice Chairmen are absent or incapacitated, the Chairman shall be replaced by the eldest Director. In the event the Secretary is absent or incapacitated, the Board shall designate a replacement .

#### Article 15

1. The Board of Directors may appoint one Managing Director, and also determines his/her duties and powers, and may assign special duties and powers to other Board members.

2. The Board of Directors may appoint, determining the term of office and the respective duties and powers, a General Manager and one or more Deputy General Managers, who form the Head Office, together with the other employees of this office.

3. The Managing Director or – where not appointed – the General Manager shall oversee the Head Office.

4. The Managing Director shall take up the powers and duties of the General Manager if the latter has not been appointed.

5. If a Managing Director and General Manager are appointed, both positions must be held by the same person.

6. The Managing Director, or where not appointed, the General Manager shall be responsible for implementing the resolutions passed by the Board of Directors, with the assistance of the Head Office.

7. If a Managing Director has not been appointed, the General Manager shall take part in Board meetings with the power to make proposals and without voting rights.

8. The Managing Director and other Directors vested with particular responsibilities, as well as the General Manager, where no Managing Director has been appointed, shall report to the Board of Directors on their activities, according to the procedures and time limits established by the Board, in accordance with law.

#### Article 16

1. The Board of Directors shall be convened at the Registered Office or elsewhere in Italy or abroad by the Chairman or his/her representative, usually at least once every three months and however any time the Chairman feels it necessary, or if requested by the Managing Director or by least two Directors. Meetings may also be convened on the request of a Statutory Auditor.
2. The Board shall be convened by the Chairman or by his/her replacement in accordance with Article 14 above, and may also be convened using telecommunication facilities.
3. If deemed appropriate by the Chairman of the Board of Directors, Board meetings may be held using telecommunication facilities, provided that each attendee can be identified by all the other attendees and that each of them is able to intervene in real time during the discussion of the issues at hand, as well as receive, transmit and view documents. If these requirements are met, the meeting of the Board of Directors shall be considered to have been held at the venue where it was convened.
4. Meetings shall be valid even if they are not convened as above, provided that all Directors and effective members of the Board of Statutory Auditors take part in the meeting.
5. The Board of Directors shall be chaired by the Chairman or, if he/she is absent or incapacitated, by the person replacing him/her in accordance with the provisions set out in Article 14.
6. The Chairman may invite Deputy General Managers and other employees from the management team to take part in Board meetings.

#### Article 17

1. The Board of Directors is vested with all powers necessary for managing the Company, except for those powers reserved by law and regulations, along with the Articles of Association to the Shareholders' meeting.
2. In compliance with applicable laws and the Company's Articles of Association, the Board of Directors shall adopt a Regulation on its functioning and responsibilities. This Regulation specifies, amongst other things, the limits on number of board mandates.
3. In addition to those duties and powers that cannot be delegated by law, the Board of Directors is responsible for passing resolutions - which cannot be delegated - concerning:
  - the general guidelines, as well as the adoption and amendment of the Company's industrial, strategic and financial plans;
  - the appointment and dismissal of the General Manager/s, Deputy General Managers and managers with strategic responsibilities;
  - the assessment of the overall business performance;
  - adjustments to be made to the Articles of Association to bring them in line with legal requirements;
  - corporate mergers and demergers in the cases provided under Articles 2505 and 2505 bis and 2506 of the Italian Civil Code;
  - the reduction of capital in the event of shareholder withdrawal;
  - decisions on which Directors, in addition to those indicated in these Articles of Association, may represent the Company;
  - the determination of criteria for the coordination and management of Group companies and the determination of criteria for compliance with Bank of Italy requirements;
  - the establishment of committees or commissions with advisory, decision-making or coordination functions;
  - the risk management policies, as well as the evaluation of the functionality, efficiency and effectiveness of the internal control system and the adequacy of the organisational, administrative and accounting structure;
  - the purchase and sale of equity investments, companies and/or company divisions, as well as decisions involving investments and/or divestments that modify the composition of the

Banking Group without prejudice to the provisions set out in Article 2361, paragraph 2, of the Italian Civil Code;

- the purchase and sale of property;
- the approval and amendment of the main internal regulations;
- the appointment and dismissal of the heads of the internal audit, conformity and risk control and anti-money laundering functions;
- the opening and establishment, also for the purpose of structuring the signing authority, of secondary offices, branches, agencies, counters and representation offices, however named, in Italy and abroad, as well as closing them.

4. The Board of Directors may delegate powers to the Managing Director, the General Manager and/or Deputy General Managers, establishing the limits and operating methods, including the power to sub-delegate, where appropriate. It may also delegate its powers on an ongoing basis to other employees for the day-to-day management of the Company – including the granting of credit – as well as powers to complete specific categories of acts.

5. In the event of a demonstrable emergency, the Chairman, on the basis of a proposal made by the Managing Director, or the General Manager, may pass resolutions on any deal or transaction, with the exception of those matters reserved by law or by the Articles of Association exclusively to the Board of Directors, and shall inform the Board about the event at the next meeting.

#### Article 18

1. Meetings of the Board of Directors shall be valid only if attended by the majority of the members in office.
2. Resolutions are passed by a majority of the votes, excluding abstentions. In case of a tie, the Chairman of the meeting shall have the casting vote.

#### Article 19

1. Resolutions passed by the Board of Directors shall be recorded in the minutes transcribed in the relevant register, which are signed by the Chairman of the meeting and the Secretary.
2. Copies of the minutes, signed and certified as true by the Chairman of the Board of Directors or by his/her representative, or by the Secretary, shall constitute full proof thereof.

#### Article 20

1. The Directors shall be entitled to reimbursement of the costs incurred in carrying out their duties. The Board shall also be entitled to an annual fee, fixed and/or variable, which shall be resolved upon by the Ordinary Shareholders' Meeting and shall remain unchanged until the Meeting subsequently decides otherwise.
2. Remuneration of the Board of Directors, as resolved upon by the Shareholders' Meeting shall be distributed among its members by way of resolution by the Board. The Board of Directors may also, after consulting with the Board of Statutory Auditors, establish the remuneration of the Chairman, Vice Chairman, Managing Director and, in general, the Directors vested with specific responsibilities, pursuant to Article 2389, third paragraph, of the Italian Civil Code.

### SECTION V DISCLOSURES BY EXECUTIVE BODIES AND OFFICERS

#### Article 21

1. Decisions made by those with delegated powers shall be disclosed to the Board according to the procedure and frequency (at least quarterly) established by the Board.
2. In particular, the executive bodies and officers shall report to the Board of Directors and

the Board of Statutory Auditors, at least on a quarterly basis, on the general performance of the company, the business outlook, and transactions that have a significant effect on the results of operations and financial position- with particular regard to those that could potentially give rise to conflict of interest- carried out by the Company and its subsidiaries.

## SECTION VI REPRESENTATION OF THE COMPANY'

### Article 22

1. The representation, also in legal proceedings, and the authority to sign on behalf of the company are the right, separately, of the Chairman of the Board of Directors, the Vice Chairman, the Managing Director, the General Manager and the Vice General Managers, who have the right to designate, be it on a continuous basis or otherwise, employees of the Company and persons on secondment to the Company, as well as outside third parties, as representatives and special agents for completing single acts and operations or specific types of acts and operations and to appoint lawyers, technical consultants and arbitrators, vesting them with the appropriate powers and authorities.
2. Representation in legal proceedings includes, but is not limited to, the right to initiate and support any act and measure to protect the Company's rights and interests, which may involve requesting injunctive remedies, precautionary measures and emergency actions, and exercising enforcement actions, the exercising, withdrawal and waiver of the right to take legal action, as well as the institution and the revocation of a civil action, in any court, administrative and arbitration proceedings, before any authority and in any state, and at any level of the law, with all of the necessary powers for such purposes, including the related appointment of a representative ad litem, also of a general nature, to conduct interrogations pursuant to the law, and with all legal rights to reach agreements, settle and submit to arbitration proceedings, also out of court and to waive acts and actions.
3. The Board of Directors may also appoint individual Directors, Senior Managers, Managers and other employees of the Company and persons on secondment at the company , as well as to outside third parties to represent the company and use the company signature, determining their powers, the limits and the procedures by which they are to be exercised.
4. Where necessary for the completion of certain acts or categories of acts, the Board may also grant mandates and powers of attorney to persons from outside the Company.

## SECTION VII BOARD OF STATUTORY AUDITORS

### Article 23

1. The Ordinary Shareholders' Meeting shall appoint three Standing Auditors, one of which will be elected Chairman, and two stand-in auditors, which shall hold office for three financial years. Their term ends on the date of the Shareholders' Meeting called to approve the financial statements relating to the last year of their appointment and they may be re-elected. The law and the provisions of these Articles of Association shall be observed for their appointment, dismissal and replacement.
2. The Statutory Auditors must be suitable for the performance of the office, in accordance with the legislation in force at the time and the Articles of Association and, in particular, they must meet the requirements of professionalism, integrity and independence and respect the criteria of competence, correctness and dedication of time, and the specific limits on the accumulation of offices prescribed by the legislation in force at the time and by the Articles of Association and in any event those provided for by the European Directive of 26 June

2013 No. 36 (CRD IV).

The Statutory Auditors, in addition to the independence requirements provided for by the legislation in force at the time, must be in possession of the independence requirements provided for by Art. 13, paragraph 3, of the Articles of Association.

Pursuant to the provisions of current rules and regulations, at least two Standing Auditors and one stand-in Auditor must have been entered in the Register of Auditors for at least three years and have not less than three years of experience as a statutory auditor. Statutory Auditors who are not entered in the Register of Auditors must have at least three years of experience in:

- a) professional activities as a certified public accountant or lawyer, rendered primarily to the banking, insurance and financial sectors;
- b) teaching, at University level, subjects concerning - in the legal field - banking, commercial and/or fiscal law, as well as financial markets and - in the business/finance field - banking operations, business economics, accountancy, the running of the securities markets, the running of the financial and international markets and corporate finance;
- c) management functions at public entities governmental authorities operating in the credit, financial or insurance sector, as well as in the provision of investment services sector or collective portfolio management sector, both of which are defined in Legislative Decree no. 58 of 24 February 1998.

3. The appointment of standing and stand-in members of the Board of Statutory Auditors takes place on the basis of lists submitted by entitled persons in which the candidates must be listed in numerical order. Lists shall be divided in two sections, containing respectively up to three candidates for the position of Statutory Auditor and up to two candidates for the position of Stand-in Statutory Auditor. As a minimum, the first two candidates for the position of Statutory Auditor and the first candidate for the position of Stand-in Statutory Auditor in the respective lists must be entered in the Register of Auditors and have experience as a statutory auditor in accordance with paragraph 2. Each list for the appointment of Statutory Auditor and Stand-in Statutory Auditor must have a number of candidates belonging to the least represented gender, so as to ensure compliance with at least the minimum requirements for gender equality prescribed by current law and regulations. No candidate may appear in more than one list, or shall otherwise be disqualified.

4. In order to be valid, the lists must be filed at the Registered Office or the Head Office, also by means of remote communication and in accordance with the procedures stated in the notice of call which allows the identification of the parties filing the lists, no later than twenty-five days before the date of the Shareholders' Meeting (or within a different period of time according to applicable laws in force at the time) and must be made available to the public at the Registered Office, on the Company's website and through other channels provided for under current laws at least twenty-one days prior to the date of the Shareholders' Meeting (or within a different deadline as per applicable regulations).

5. Each party entitled to vote (as well as (i) entitled persons belonging to the same group, intended as a party, which need not be a corporation, exercising control pursuant to Article 2359 of the Italian Civil Code and any subsidiary controlled by, or under the control of the said party, or (ii) shareholders who are party to a shareholders' agreement as per Article 122 of Legislative Decree no. 58 of 24 February 1998, or (iii) entitled persons who are otherwise associated with each other in a material relationship pursuant to current and applicable statutory or regulatory provisions) may submit individually or with others only one list, just like each candidate may only be included in one list, or otherwise be considered ineligible.

6. Lists may be submitted by parties entitled to vote who alone or together with others, hold shares with voting rights representing at least the percentage of share capital required by applicable law and regulatory provisions in force at the time.

7. Minority shareholders who are not affiliated with the shareholders concerned, shall be entitled to extend the deadline for presenting lists in the circumstances and according to the

procedures set forth in current laws and regulations.

8. Ownership of the minimum shareholding required to submit a list is calculated with regard to the shares registered to each shareholder, or to multiple shareholders combined, on the day on which the lists are filed at the Company. Ownership of the number of shares necessary to submit lists must be proven pursuant to current rules and regulations; proof may be submitted to the Company also after the lists have been filed, provided that it is submitted within the deadline for when the Company must make the lists public.

The entitled persons who submitted a list must also file any additional documentation and declarations required by the laws and regulations in force at the time, within the deadline indicated in paragraph 4 above. Any list that does not meet the above requirements shall be deemed to have not been submitted.

10. Each eligible voter may vote for one list only.

11. The members of the Board of Statutory Auditors shall be elected as follows:

a) 2 (two) Standing Auditors and 1 (one) Stand-in Statutory Auditor are drawn from the list obtaining the largest number of votes cast by the Shareholders, in the order in which they appear on the list ;

b) the remaining Statutory Auditor and the remaining Stand-in Statutory Auditor are drawn from the list that obtained the most votes after the list referred to in letter a). The first candidates of the related section are thus elected Statutory Auditor and Stand-in Statutory Auditor.

12. The Chairmanship of the Board of Statutory Auditors will go to the first candidate of Standing Auditors from the minority list receiving the most votes.

13. If, in accordance with the deadlines and procedures set forth in the previous paragraphs, only one list or no list has been presented, or the lists do not contain the required number of candidates to be elected, the Shareholders' Meeting shall pass a resolution for the appointment or completion of the Board of Statutory Auditors by relative majority. If there is a tie vote between several candidates, a run-off election shall be held between them with a further vote of the Shareholders' Meeting. The Shareholders' Meeting shall be required to ensure compliance with the provisions of applicable laws and regulations concerning gender balance.

14. In the event the death, resignation, withdrawal or removal from office for any other reason of a Statutory Auditor, he/she shall be replaced by the Stand-in Statutory Auditor, from the same list as the outgoing Auditor, in the order in which they appear on the list, complying with the minimum number of members entered in the Register of Auditors who have been engaged in auditing activities as per paragraph 3 and in compliance with gender equality principles. If this is not possible, the outgoing Auditor shall be replaced by the Stand-in Statutory Auditor meeting the specified requirements, drawn from the minority list which obtained the most votes, following the order in which they appear on the list. Where the appointment of Auditors is not carried out using the slate voting system, the Stand-in Statutory Auditor shall take over pursuant to statutory provisions. Should it be necessary to replace the Chairman, the Stand-In Statutory Auditor taking over shall also serve as Chairman. The Shareholders shall appoint or replace Auditors in meetings called in accordance with article 2401, paragraph 1 of the Italian Civil Code in compliance with the principle of adequate representation of minority shareholders and gender equality. Where the appointment of the Stand-in Statutory Auditor in lieu of the Statutory Auditor is not confirmed by the Shareholders' Meeting, he/she shall return to his/her position as Stand-in Statutory Auditor.

15. The Board of Statutory Auditors shall be considered as having been validly constituted if the majority of Statutory Auditors are present, and resolutions shall be passed by an absolute majority of those present. in case of a tie, the vote cast by the Chairman shall prevail.

16. If deemed appropriate by the Chairman of the Board of Statutory Auditors, meetings of

the Board of Statutory Auditors may be held using telecommunication facilities, provided that each attendee can be identified by all the other attendees and that each of them is able to intervene in real time during the discussion of the issues at hand, as well as receive, transmit and view documents. If these requirements are met, the meeting of the Board of Statutory Auditors shall be considered to have been held in the place where the Chairman is located.

17. The Ordinary Shareholders' Meeting shall establish the annual remuneration for each Auditor as required by law. Auditors shall be entitled to reimbursement of the costs incurred in carrying out their duties.

#### Article 24

1. In order to properly perform its tasks, and in particular to fulfil its obligation to promptly inform the Bank of Italy, and other Supervisory Authorities if required, on management irregularities or violations of the law, the Board of Statutory Auditors is vested with all the broadest powers provided for by current laws and regulations.

2. The Board of Statutory Auditors, without prejudice to any other or more specific duty and power assigned to it by primary and secondary laws and regulations in force, monitors compliance with laws, regulations and the Articles of Association, as well as the correct administration, adequacy of organisational and accounting arrangements of the Bank, of the risk management and control system, as well as the functioning of the overall internal control system, of the external auditing of the accounts, of the independence of external auditors and on the financial reporting process.

### SECTION VIII FINANCIAL STATEMENTS, DISTRIBUTION OF PROFITS

#### Article 25

1. The financial year ends on 31 (thirty-one) December of each year.

2. At the end of each financial year, the Board of Directors shall prepare the company's financial statements, in accordance with statutory provisions.

#### Article 26

1. The net profit, as resulting from the financial statements, deducting the portion to be allocated to the legal reserve, shall be allocated as decided by the shareholders at the Shareholders' Meeting.

2. If the right to collect dividends is not exercised within five years from the day in which they became due, the dividends will revert to the Company and the equivalent value shall be allocated to the reserve fund.

3. The Shareholders' Meeting, on the basis of a proposal by the Board, may grant shareholders the right to require that the payment of dividends be settled, in whole or in part, in cash or by delivery of shares, having the same entitlements of the shares outstanding at their time of assignment.

4. If the above right is granted, the Shareholders' Meeting, on the basis of a proposal by the Board of the Directors, shall determine the criteria for the calculation and assignment of the shares, establishing how dividend payments will be settled if the above right is not exercised by shareholders.

5. The Shareholders' Meeting, on the basis of a proposal by the Board of Directors, may allocate a portion of the annual net profit to social, welfare and/or cultural projects, to be given as decided by the Board of Directors.

6. The Company may approve the distribution of interim dividends in the cases, manner and within the limits permitted by applicable laws.

## SECTION IX WITHDRAWAL

### Article 27

1 The right of withdrawal is regulated by the law, on the understanding that right of withdrawal may not be exercised by shareholders that have not been involved in the approval of resolutions regarding the extension of the Company's duration.

## SECTION X NOMINATED OFFICIAL IN CHARGE OF DRAWING UP THE COMPANY ACCOUNTS

### Article 28

1. The Board of Directors, subject to the mandatory opinion of the Board of Statutory Auditors, shall appoint for a period of up to three years, a nominated official in charge of drawing up the company accounts (Financial Reporting Officer) to perform the duties attributed to this function under current laws, and shall establish his/her powers, qualifications and compensation.
2. The Nominated Official in charge of drawing up Company Accounts shall be selected by the Board of Directors from the Company's Senior Managers who meet the following professional qualifications: specific administrative and accounting skills in lending, finance, securities and insurance-related issues. These skills, to be verified by the Board of Directors, must have been acquired through work experience in a position of adequate responsibility for a reasonable period of time or in undertakings similar to the Company.
3. The Financial Reporting Officer must also meet the integrity requirements provided under current law for the assumption of statutory offices. If the Officer no longer meets the integrity requirements, he/she shall be removed from office; in this case, the Board of Directors shall promptly replace the outgoing officer.
4. The Board of Directors shall ensure that the Nominated Official in charge of drawing up Company Accounts has the appropriate powers and means to carry out the duties assigned to him under current laws and properly complies with all administrative and accounting procedures.
5. In the performance of his duties, the Nominated Official in charge of drawing up Company Accounts may call on the assistance of all Bank structures.
6. The Financial Reporting Officer shall make all attestations and declarations, also in conjunction executive bodies and officers when required, in accordance with current laws.

## SECTION XI FINAL PROVISIONS

### Article 29

1. For anything not expressly provided for in the Articles of Association, reference shall be made to laws and regulations in force at the time.

*(post 28-4-22)*

**ECB-CONFIDENTIAL**

FinecoBank S.p.A.  
Via della Rivoluzione d'Ottobre 16  
42123 Reggio Emilia  
ITALIA

(hereinafter the 'Supervised Entity')

cc: Banca d'Italia

ECB-SSM-2022-ITFNC-1  
Frankfurt am Main, 28 February 2022

## **Decision on the reduction of own funds without replacement**

Dear Sir or Madam,

In response to your application of 28 January 2022 I am writing to notify you that I have decided by means of delegation to grant the Supervised Entity permission to reduce its own funds on a consolidated basis and on an individual basis through the repurchase of 260,779 ordinary shares issued on several dates with International Securities Identification Number (ISIN) IT0000072170 with a nominal value of EUR 0.33 per instrument (hereinafter the 'Instrument').

This Decision has been adopted pursuant to Article 77(1)(a) and Article 78(1)(b) of Regulation (EU) No 575/2013 of the European Parliament and of the Council<sup>1</sup> and Section 2 of Chapter IV of Commission Delegated Regulation (EU) No 241/2014<sup>2</sup>, in conjunction with Article 4(1)(d) and Article 9(1) of Council Regulation (EU) No 1024/2013<sup>3</sup>, Article 4 of Decision (EU) 2017/933 of the European Central Bank (ECB/2016/40)<sup>4</sup>, Article 5(3) of Decision (EU) 2018/546 of the European Central Bank (ECB/2018/10)<sup>5</sup> and Decision (EU) 2020/1333 of the European Central Bank (ECB/2020/41)<sup>6</sup>.

### **1. Facts on which this Decision is based**

- 1.1 On 28 January 2022 the Supervised Entity submitted to the ECB an application for permission to reduce its own funds on a consolidated basis through the repurchase of the Instrument in the amount

---

1 Regulation (EU) No 575/2013 of the European Parliament and of the Council of 26 June 2013 on prudential requirements for credit institutions and amending Regulation (EU) No 648/2012 (OJ L 176, 27.6.2013, p. 1).

2 Commission Delegated Regulation (EU) No 241/2014 of 7 January 2014 supplementing Regulation (EU) No 575/2013 of the European Parliament and of the Council with regard to regulatory technical standards for Own Funds requirements for institutions (OJ L 74, 14.3.2014, p. 8).

3 Council Regulation (EU) No 1024/2013 of 15 October 2013 conferring specific tasks on the European Central Bank concerning policies relating to the prudential supervision of credit institutions (OJ L 287, 29.10.2013, p. 63).

4 Decision (EU) 2017/933 of the European Central Bank of 16 November 2016 on a general framework for delegating decision-making powers for legal instruments related to supervisory tasks (ECB/2016/40) (OJ L 141, 1.6.2017, p. 14).

5 Decision (EU) 2018/546 of the European Central Bank of 15 March 2018 on delegation of the power to adopt own funds decisions (ECB/2018/10) (OJ L 90, 6.4.2018, p. 105).

6 Decision (EU) 2020/1333 of the European Central Bank of 15 September 2020 nominating heads of work units to adopt delegated own funds decisions and repealing Decision (EU) 2018/547 (ECB/2020/41) (OJ L 312, 25.9.2020, p. 38).

of EUR 1.5 million. The Instrument forms part of the Supervised Entity's Common Equity Tier 1 (CET1) capital.

1.2 The Supervised Entity's application may be summarised as follows.

*1.2.1 Rationale for the proposed reduction of own funds*

The Supervised Entity has sought permission to repurchase the abovementioned amount of ordinary shares in order to acquire the financial instruments needed to carry out a remuneration scheme (2022 PFA System) for the Personal Financial Advisors (the sales task force) which includes a variable compensation partially made of ordinary shares. The repurchase will allow the Supervised Entity to carry out the incentive systems already authorised and the incentive systems that will be approved by the shareholders in the future, or other future needs.

*1.2.2 Impact of the proposed reduction of own funds on the Supervised Entity's compliance with regulatory requirements*

The Supervised Entity has demonstrated that, following the reduction requested in the application, its own funds and eligible liabilities, on a consolidated basis and on an individual basis are expected to exceed the requirements laid down in Regulation (EU) No 575/2013, Directive 2013/36/EU of the European Parliament and of the Council<sup>7</sup> and Directive 2014/59/EU of the European Parliament and of the Council<sup>8</sup> by an amount the ECB considers sufficient. The impact of the repurchase is equal to -1.5 million of CET1 capital, corresponding to -3 basis points on CET1 ratio, Tier 1 ratio and total capital ratio, and -0.4 basis points on Leverage ratio and MREL.

Regarding the compliance with the aforementioned requirements in a forward-looking perspective, the information provided by the Supervised Entity shows that the level of own funds exceed the regulatory requirements on a three-year horizon by a margin that the ECB considers necessary. The Supervised Entity provided the projections of the capital ratios and the leverage ratio for a three-year period (from 2022 to 2024, year-end figures) on consolidated and on individual basis. According to the projections as in the submitted application, based on the latest applicable SREP decision the Supervised Entity exceeds the CET1 and Tier 1 capital, and total capital requirements during the three calendar years, before and after the reduction of own funds, by a margin that the ECB considers sufficient (projected ratios are CET1: 19.38%, 20.27%, 21.78%; Tier 1 ratio and total capital ratio: 29.5%, 30%, 31.11% at a consolidated level). The projections also show that the Supervised Entity will continue to exceed the leverage ratio requirement by a sufficient margin (by 96 basis points, 105 basis points and 123 basis points).

*1.2.3 Impact on the Supervised Entity's profitability*

The Instrument will be repurchased on the market at a price which will not be lower than nominal value per share, equal to Euro 0.33 and not higher than the official closing price of FinecoBank S.p.A. ordinary shares registered in the MTA ("Mercato Telematico Azionario" – Milan Stock Exchange) the

7 Directive 2013/36/EU of the European Parliament and of the Council of 26 June 2013 on access to the activity of credit institutions and the prudential supervision of credit institutions, amending Directive 2002/87/EC and repealing Directives 2006/48/EC and 2006/49/EC (OJ L 176, 27.6.2013, p. 338).

8 Directive 2014/59/EU of the European Parliament and of the Council of 15 May 2014 establishing a framework for the recovery and resolution of credit institutions and amending Council Directive 82/891/EEC, and Directives 2001/24/EC, 2002/47/EC, 2004/25/EC, 2005/56/EC, 2007/36/EC, 2011/35/EU, 2012/30/EU and 2013/36/EU, and Regulations (EU) No 1093/2010 and (EU) No 648/2012, of the European Parliament and of the Council (OJ L 173, 12.6.2014, p. 190).

day before the purchase, with a 5% price add-on. The operation is considered to be sustainable considering the Supervised Entity's profitability.

#### 1.2.4 *Impact on the Supervised Entity's risk coverage*

The Supervised Entity has provided the results of the impact of two stress scenario (moderate and severe) including stress on the macroeconomic, geopolitical and financial dimensions. Even under stressed conditions, the Supervised Entity shows high levels of available capital after meeting applicable minimum requirements.

## 2. **Assessment**

- 2.1 Based on the facts summarised in Section 1, the ECB has determined that the application meets the conditions for reducing own funds set out in Article 78(1)(b) of Regulation (EU) No 575/2013.
- 2.2 In particular, the Supervised Entity has demonstrated to the satisfaction of the ECB that, following the reduction requested in the application, its own funds and eligible liabilities, on a consolidated basis, are expected to exceed the requirements laid down in Regulation (EU) No 575/2013, Directive 2013/36/EU of the European Parliament and of the Council<sup>9</sup> and Directive 2014/59/EU of the European Parliament and of the Council<sup>10</sup> by a margin that the ECB considers necessary.

In particular, after the transaction and based on data as of 31 December 2022, the own funds and eligible liabilities of the Supervised Entity are expected to exceed:

- (i) The CET1 requirements and combined buffer requirement by 1133 basis points on a consolidated basis and 1086 basis points on an individual basis
- (ii) The Tier 1 requirements and combined buffer requirement by 1959 basis points on a consolidated basis and 1923 basis points on an individual basis
- (iii) The own funds requirements and combined buffer requirement by 1713 basis points on a consolidated basis and 1677 basis points on an individual basis
- (iv) The minimum requirement for own funds and eligible liabilities in terms of Total Risk Exposure Amount (TREA) under the national law implementing under the national law implementing Directive 2014/59/EU by 1880 basis points on a consolidated basis, and by 1855 on an individual basis
- (v) The minimum requirement for own funds and eligible liabilities in terms of Total Exposure Measure (TEM) under the national law implementing the under the national law implementing Directive 2014/59/EU by 121 basis points on a consolidated basis and by 113 basis points on an individual basis.

<sup>9</sup> Directive 2013/36/EU of the European Parliament and of the Council of 26 June 2013 on access to the activity of credit institutions and the prudential supervision of credit institutions, amending Directive 2002/87/EC and repealing Directives 2006/48/EC and 2006/49/EC (OJ L 176, 27.6.2013, p. 338).

<sup>10</sup> Directive 2014/59/EU of the European Parliament and of the Council of 15 May 2014 establishing a framework for the recovery and resolution of credit institutions and investment firms and amending Council Directive 82/891/EEC, and Directives 2001/24/EC, 2002/47/EC, 2004/25/EC, 2005/56/EC, 2007/36/EC, 2011/35/EU, 2012/30/EU and 2013/36/EU, and Regulations (EU) No 1093/2010 and (EU) No 648/2012, of the European Parliament and of the Council, (OJ L 173, 12.6.2014, p. 190).

- (vi) The leverage ratio requirement under Article 92(1)(d) of Regulation No 575/2013 as adjusted in accordance with Article 429a(7) Regulation No 575/2013, if applicable, by 96 basis points on consolidated basis and by 87 basis points on an individual basis

which, in the view of the ECB, are considered a sufficient margin above the aforementioned requirements, also taking into account a forward-looking perspective.

- 2.3 On the basis of this above, the ECB concludes that the Supervised Entity should be permitted to reduce its own funds as requested.
- 2.4 Pursuant to Article 28(2) of Regulation (EU) No 241/2014, the Supervised Entity shall deduct the corresponding amounts to be redeemed, reduced or repurchased from its own funds once the prior permission of the competent authority has been obtained and where redemptions, reductions or repurchases are expected to take place with sufficient certainty. The ECB considers that sufficient certainty exists as of the moment of the permission under this Decision and therefore the Supervised Entity shall deduct EUR 1.5 million from the corresponding elements of its own funds with effect from the date on which this Decision takes effect.

### **3. General**

- 3.1 The ECB has taken this Decision on the basis of the facts provided and statements made by the Supervised Entity. If any of those facts or statements were incorrect or incomplete, or no longer reflect the state of affairs described, this could constitute sufficient grounds to revoke this Decision in full or in part.
- 3.2 If the Supervised Entity ceases to comply with the conditions for granting this Decision, or if the applicable law changes, and without prejudice to any other cases set out in the applicable law providing for revocation, the ECB will consider revoking this Decision in full or in part.
- 3.3 This Decision takes effect on the day of its notification to the Supervised Entity.

### **4. Administrative and judicial review**

- 4.1 A review of this Decision by the ECB's Administrative Board of Review may be requested under the conditions and within the time limits set out in Article 24 of Regulation (EU) No 1024/2013 and Decision ECB/2014/16 of the European Central Bank<sup>11</sup>. A request for a review should be sent preferably by electronic mail to [ABoR@ecb.europa.eu](mailto:ABoR@ecb.europa.eu), or by post to:

The Secretary of the Administrative Board of Review  
European Central Bank  
Sonnemannstrasse 22  
60314 Frankfurt am Main  
Germany

---

<sup>11</sup> Decision ECB/2014/16 of the European Central Bank of 14 April 2014 concerning the establishment of an Administrative Board of Review and its Operating Rules (OJ L 175, 14.6.2014, p. 47).

- 4.2 This Decision may be challenged before the Court of Justice of the European Union under the conditions and within the time limits provided for in Article 263 of the Treaty on the Functioning of the European Union.

Yours sincerely,



Anne LÉCUYER

*Deputy Director General*

*Directorate General of Specialised Institutions & LSIs*

**ECB-CONFIDENTIAL**

FinecoBank S.p.A.  
Piazza Durante, 11  
20131 Milano  
ITALY

(hereinafter the 'Supervised Entity')

cc: Banca d'Italia

ECB-SSM-2022-ITFNC-3  
Frankfurt am Main, 26 April 2022

### **Decision on amendments to the statutes of the Supervised Entity**

Dear Sir or Madam,

In response to your application of 28 January 2022, I am writing to notify you that the European Central Bank (ECB) has decided to confirm that the amendments to the statutes of the Supervised Entity summarised below do not jeopardise its sound and prudent management.

This Decision is subject to the condition that the Supervised Entity's extraordinary shareholders' meeting or any other competent body set out in the applicable law approves the amendments.

The Governing Council of the ECB has adopted this Decision, on the basis of a draft proposal of the Supervisory Board in accordance with Article 26(8) of Council Regulation (EU) No 1024/2013<sup>1</sup>, pursuant to Article 4(1)(e) and Article 9(1) of Regulation (EU) No 1024/2013, in conjunction with Article 56 and Article 61(3) of the Italian law on banking<sup>2</sup> and the Banca d'Italia Circular No 229/1999<sup>3</sup>, Title III, Chapter 1, Section II.

#### **1. Facts on which this Decision is based**

- 1.1 On 28 January 2022, the Supervised Entity requested the ECB's confirmation pursuant to Article 56 and Article 61 of the Italian law on banking that the proposed amendments to its statutes, as described in paragraph 1.2, do not jeopardise the Supervised Entity's sound and prudent management.
- 1.2 The proposed amendments to the statutes aim to delegate to the Supervised Entity's board of directors the power to carry out free share capital increases, as foreseen in Article 2349 of the Italian Civil Code, in execution of the Supervised Entity's 2021 and 2022 remuneration and incentive systems. In particular, the purpose of the free share capital increases is to allow the Supervised Entity to pay out in instruments a share of the variable remuneration accrued or to be accrued by its identified staff in 2021 and 2022. The maximum amounts of the share capital increases above are,

---

<sup>1</sup> Council Regulation (EU) No 1024/2013 of 15 October 2013 conferring specific tasks on the European Central Bank concerning policies relating to the prudential supervision of credit institutions (OJ L 287, 29.10.2013, p. 63).

<sup>2</sup> *Decreto Legislativo 1 settembre 1993, n. 385, Testo unico delle leggi in materia bancaria e creditizia, e successive modificazioni e integrazioni, Gazzetta Ufficiale della Repubblica Italiana n.230 del 30-9-1993 - Suppl. Ordinario n. 92.*

<sup>3</sup> *Circolare n. 229 del 21 aprile 1999, Istruzioni di Vigilanza per le banche.*

respectively, EUR 35,671.35 (for 2021) and EUR 120,976.02 (for 2022). The share capital increases are to be executed within five years from the date of the relevant shareholders' resolution.

- 1.3 The proposed amendments were approved by the Supervised Entity's board of directors on 18 January 2022.
- 1.4 At the notification date of this Decision, the extraordinary shareholders' meeting of the Supervised Entity has not yet approved the proposed amendments to the statutes.

## **2. Assessment**

- 2.1 Based on the information summarised in Section 1, the ECB has assessed the envisaged amendments to the statutes against the criteria set out in Article 56 of the Italian law on banking and the Banca d'Italia Circular No 229/1999.
- 2.2 The proposed amendments are deemed to give the Supervised Entity's board of directors the necessary flexibility to give execution to the 2021 and 2022 remuneration and incentive systems.
- 2.3 The ECB notes that the extraordinary shareholders' meeting of the Supervised Entity has not yet approved the proposed amendments to the statutes of the Supervised Entity.
- 2.4 Based on the above, the ECB concludes that the proposed amendments do not jeopardise the sound and prudent management of the Supervised Entity and that there is no reason to oppose the proposed amendments to the statutes of the Supervised Entity.

## **3. General**

- 3.1 The ECB has taken this Decision on the basis of the facts provided and statements made by the Supervised Entity. If any of those facts or statements were incorrect or incomplete, or no longer reflect the state of affairs described, this could constitute sufficient grounds to revoke this Decision in full or in part.
- 3.2 If the Supervised Entity ceases to comply with the requirements on the basis of which this Decision was taken, or fails to fulfil any requirement or ancillary provision set out in this Decision, or if the applicable law changes, and without prejudice to other cases set out in the applicable law providing for revocation, the ECB will consider revoking this Decision in full or in part.
- 3.3 For the purposes of Article 2436 of the Italian Civil Code, this Decision is without prejudice to any assessment by a public notary or the Companies Register on the conformity of the amendments to the statutes with applicable law.
- 3.4 This Decision takes effect on the day of its notification to the Supervised Entity.

## **4. Administrative and judicial review**

- 4.1 A review of this Decision by the ECB's Administrative Board of Review may be requested under the conditions and within the time limits set out in Article 24 of Regulation (EU) No 1024/2013 and Decision ECB/2014/16 of the European Central Bank<sup>4</sup>. A request for a review should be sent preferably by electronic mail to [ABoR@ecb.europa.eu](mailto:ABoR@ecb.europa.eu), or by post to:

---

<sup>4</sup> Decision ECB/2014/16 of the European Central Bank of 14 April 2014 concerning the establishment of an Administrative Board of Review and its Operating Rules (OJ L 175, 14.6.2014, p. 47).

The Secretary of the Administrative Board of Review

European Central Bank


Sonnemannstrasse 22

60314 Frankfurt am Main

Germany

- 4.2 This Decision may be challenged before the Court of Justice of the European Union under the conditions and within the time limits provided for in Article 263 of the Treaty on the Functioning of the European Union.

Yours sincerely,

DocuSigned by:  
  
1EFE16B49C764F3...

Petra SENKOVIC

*Director General Secretariat*

*The Secretary of the Governing Council*

Computer copy conforming to the original document, on paper, pursuant to art. 22, Legislative Decree no. 82 of March 7, 2005, in time for registration with the Companies' Register of Milan-Monza-Brianza-Lodi.

Signed Carlo Marchetti

Milan, May 25, 2022

Assented pursuant to the decree of 22 February 2007 by M.U.I.