

finecobank.com/uk - 0800 640 6465

follow us



POWERDESK
MANAGE YOUR PERSONAL TRADING FLOOR





BE PART OF THE NUMBER 1 ONLINE TRADING PLATFORM*.

Quickly react to every trading opportunity with **direct desktop access to 26 global markets** and a comprehensive offering covering the entire globe.

With PowerDesk, the professional trading platform exclusively dedicated to Fineco customers, you can trade thousands of products: **Shares, CFDs, FX, ETFs, Futures, Bonds, Options** and other financial instruments worldwide.

Choose our platform designed in house:

- Trade directly in **GBP, EUR, USD, CHF** and many other currencies.
- **No activation cost and no monthly fee**
- **Advanced charts** for both retail and professional traders
- Free real-time market data.

Plus, with Fineco you can trade with flat fees on UK, EU and US Stocks and ETFs, from £2.95 per order and spread of 0.8 points on CFDs Forex and 1 point on CFDs, Indices and Commodities.

All from the comfort of your own home – directly from the website or using the desktop app.

CFDs are complex, high-risk financial products and you may lose more than your initial investment.

See page 23 for further details and conditions.

**No. 1 online trading platform (for executed orders) – Source: Main European brokers balance sheets 2016 (Comdirect, ConsorsBank).*

PLATFORM



TRADE WITHOUT COMPROMISE.

2

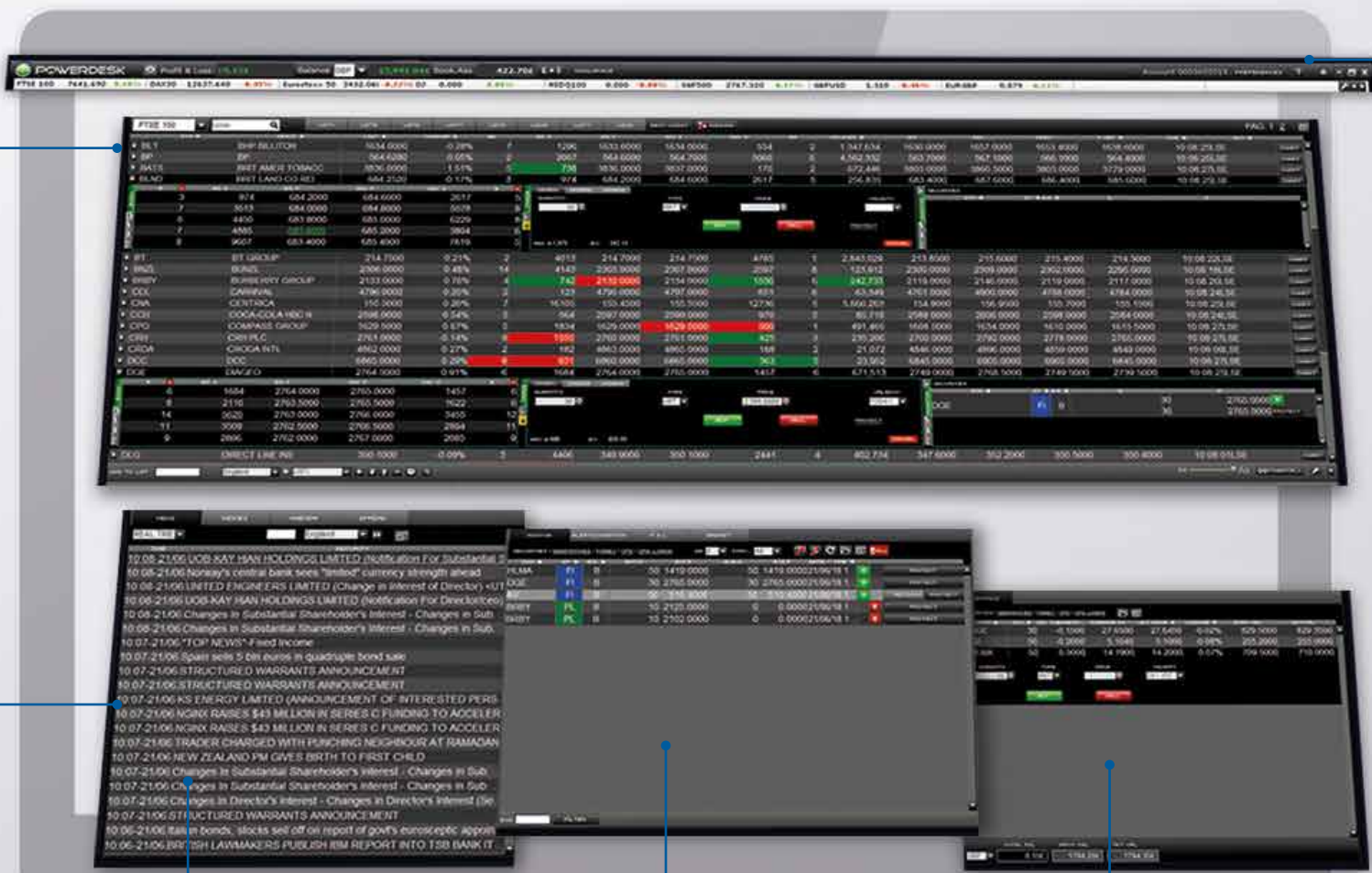
WATCHLIST

3

PANELS

1

MARKET BAR



NEWS, INDICES, SPREADS
AND AGENDA PANEL

ORDERS MONITOR,
ALERT&CONDITIONS,
P&L AND BASKET PANELS

PORTFOLIO
BY ASSET CLASS



WORKSPACE

1. MARKET BAR



FOLLOW THE MARKETS

View the main financial instruments and market references.



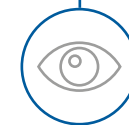
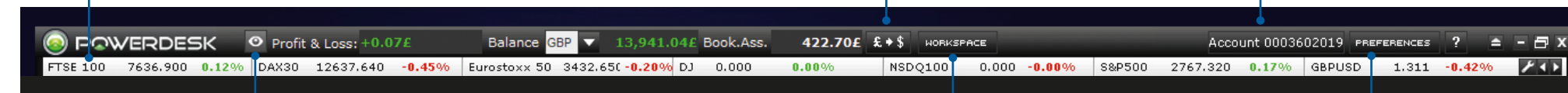
CURRENCY EXCHANGE

Manage your Multicurrency account.



CHANGE ACCOUNT

Choose the account to work directly from the platform.



CONTROL YOUR PRIVACY SETTINGS

With the eye button you will find Profit & Loss, Balance and your booked availability.



WORKSPACE

WORKSPACE

Create a completely personalised workspace choosing the trading tools that are most suitable for your needs.



PREFERENCES

GENERAL

MARKETBAR

ORDER

WATCHLIST

MONITOR

BOOK

SET YOUR PREFERENCES

From the general preferences panel you can choose to personalise all areas of the platform: Watchlist, font, background colour, PowerBoard functionality, Vertical Book and options.



ONE CLICK OPTION

With the One Click Option, as soon as you enter the platform, you can validate your PIN for your entire trading session in order to maximise your order entry speed.



PERSONALISE YOUR POWERDESK

Reorganise your PowerDesk and create a workspace that is best suited to your needs: you can set your Watchlist size, add any appropriate trading books, additional order monitors and any charts. Furthermore, wherever you login, when you connect to Fineco your last saved page will load.



YOUR PERSONALISED PLATFORM, WHEREVER YOU ARE

On closing the session you will be asked if you want to save your preferences in order to keep the settings you prefer, regardless which computer you use to log back in with.

CHANGE FONT SIZE

Scroll through the tool bar and choose the font size from small, medium or large.

CHANCE FONT SIZE

Scroll through the tool to choose the font size: small, medium or large.

CHANCE FONT SIZE

Scroll through the tool to choose the font size: small, medium or large.

CHANGE FONT SIZE

Scroll through the tool bar and choose the font size from small, medium or large.

CHANGE FONT SIZE

Scroll through the tool bar and choose the font size from small, medium or large.

Scroll through the to choose the font size medium or large.

Scroll through the tool bar and choose the font size from small, medium or large.

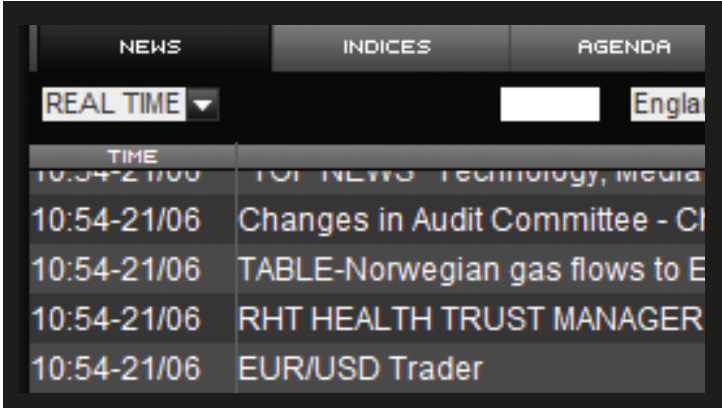
Scroll through the tool to choose the font size from small, medium or large.

Scroll through the tool bar and choose the font size from small, medium or large.

3. DEVICE AND INFORMATION PANELS

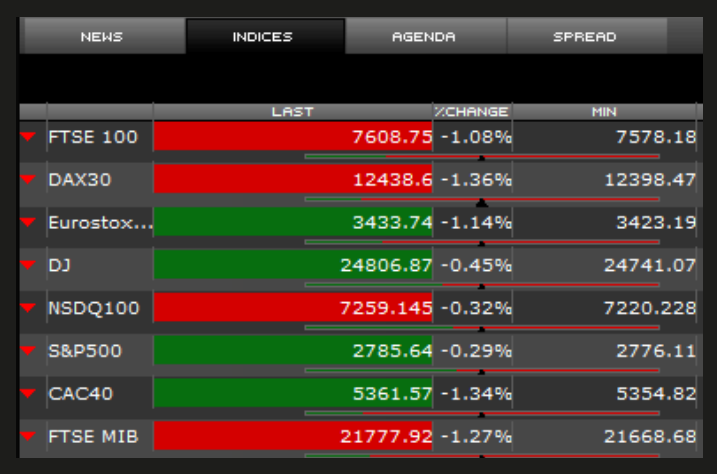
3.1. News, Indices, Spreads and Agenda.

Stay up to date with market trends with hundreds of daily news reports from Reuters and MF-Dow Jones, Economic Calendar, World Indexes, spread lists and favourite stocks.



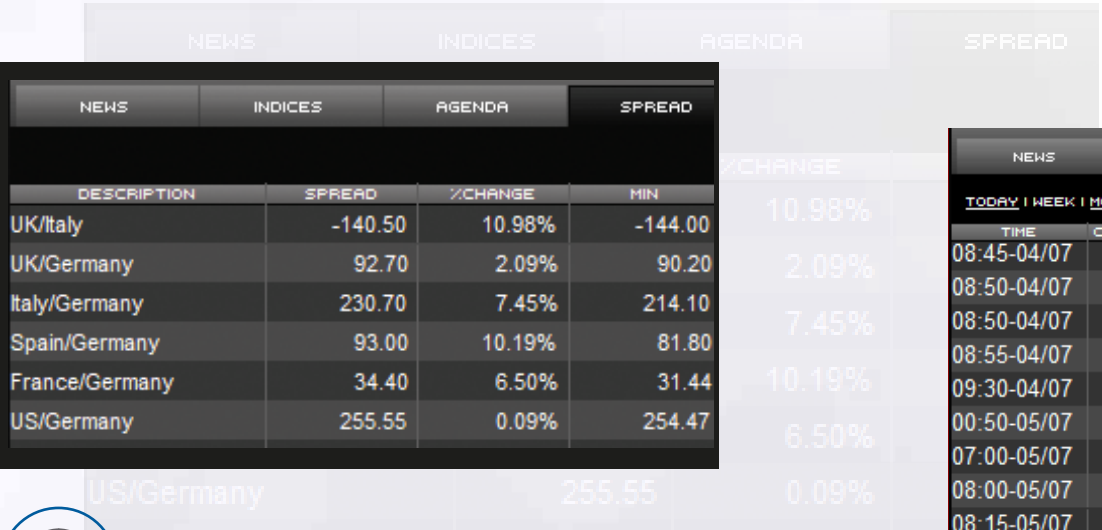
NEWS

Real-time news with archiving and search by individual security.



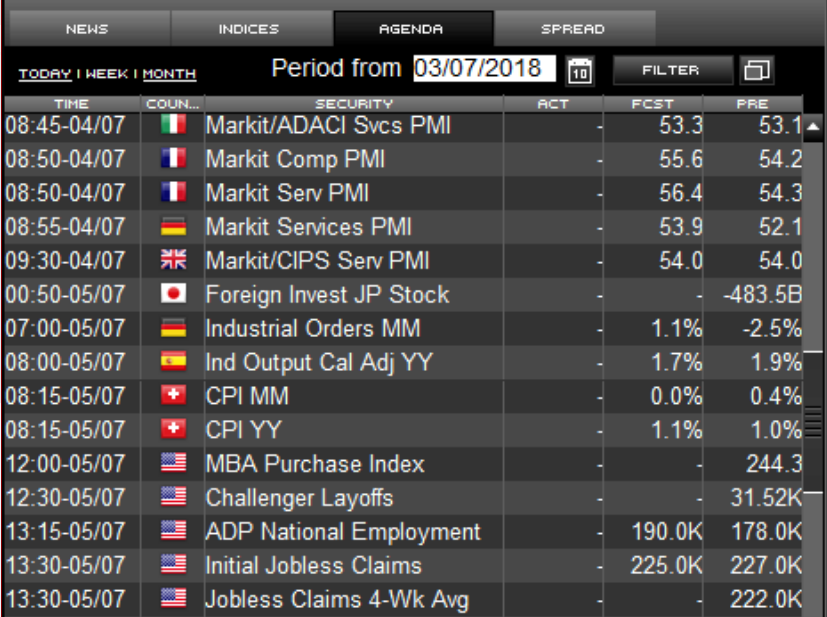
INTERNATIONAL INDICES, IN REAL TIME

Symbol, latest quotation, percentage change compared to the previous day, maximum and minimum of the day. The thermometer shows the performance of the index: in red, the range of the last quotation from the maximum, in green, from the minimum and the triangle shows the opening of the day. A technical analysis chart opens when you click on the symbol.



GLOBAL SPREAD

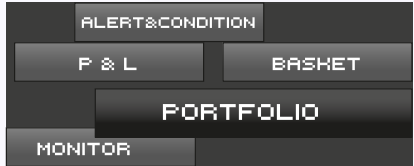
In the Spread view, the 10-year world government bond yields are compared. The value of the spread represents the difference in index points between the two bonds. The variable % indicates the increase or decrease of the spread compared to the previous day (close).



MACRO AGENDA

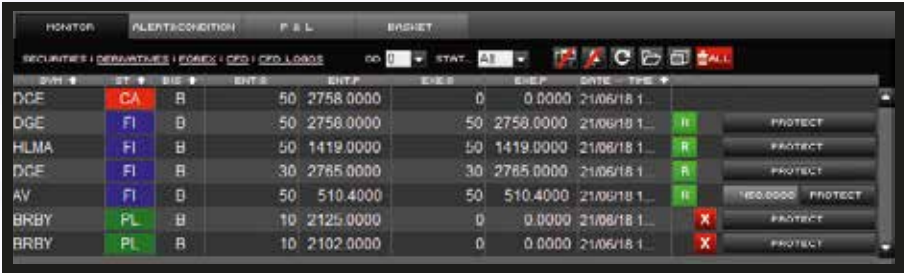
All the main macroeconomic events of the day, week or month, in real time and that can be filtered by country.

3.2. Orders Monitor, Alert&Conditions, P&L and Basket panels.



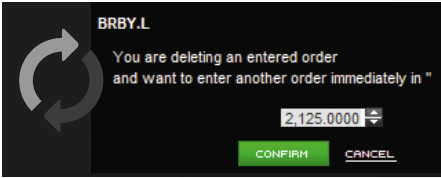
ALL IN ONE

Orders Monitor, Alert&Conditions, P&L, Basket and Portfolio.
5 Panels to manage your positions, for notifications and to control your daily Profit & Loss, divided by asset class. The content updates automatically, and also in real time.



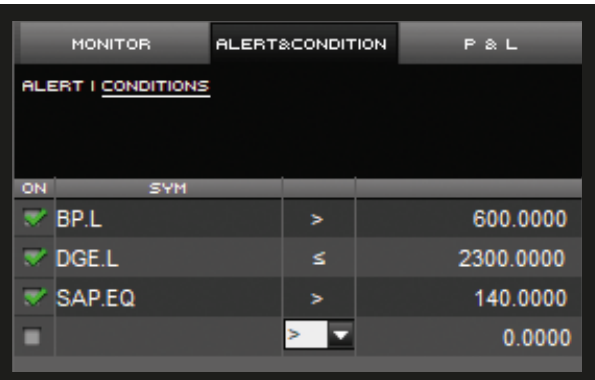
ORDERS MONITOR

On a single screen check the status of the orders entered, executed or deleted, and display the monitors dedicated to this type of transaction or financial instrument with a single click.
The **PROTECT** button allows you to enter Stop, Take and Trailing both on the single as well as on the overall position.
The **R** button allows you to replicate your order, the **X** to delete it.
With the “Close” function, **C** a close-out order with a market price is sent, without having to set the corresponding quantity, thereby speeding execution times.



CANCEL AND RE-ENTER

In the case of an order being entered but not yet executed, it is possible to cancel an order and re-enter it at a different price, in a single click. Simply click on the entered price on the PowerBoard or on the monitor. A pop-up will open to enable you to insert a new price level and to confirm that you wish to submit. When using this function, only the price changes, whilst the quantity remains the same as the previous order.



ALERT & CONDITIONS

The Alert panel allows you to set sound, email or text alerts that signal the breach of a specific price of a specific instrument. It is also possible to enter a short message that will be sent at the same time as the Alert.

The Conditions tab summarises the simple conditional orders and OCO orders set according to their category of products.



PROFIT & LOSS

The P&L panel shows all the Profit & Loss generated in the trading day. It is possible to view the Profit & Loss total or select one from a specific Asset Class. By clicking on the button, further rows are opened, from where schedules, individual gains/losses, your marked position and the prices of the executions are shown.



BASKET ORDER, ALL ORDERS WITH ONE CLICK

With the Basket Order, you can prepare one or more orders, save them to a List and sort them into three panels that differ according to trading strategies. Once they are saved, you can decide to send all or some of them, at any time, even on subsequent days.



CANCELLING ORDERS

With the CANCEL button all the orders that are Entered at that time on a specific security are cancelled.

The CANCEL button at the top of the monitor cancels all the entered orders on any financial instrument.

ORDER STATUS

| | | | | | | | | |
|---------|-----------------|-----------|----------|--------------------|----------|--------|--------------|---------|
| EN | IQ | CA | RE | PE | EX | CL | BQ | EP |
| Entered | In the queue 40 | Cancelled | Rejected | Partially Executed | Executed | Closed | To be queued | Expired |





EXECUTION NOTIFICATIONS

The pop-up button allows you to receive a warning window when an order is activated. The bell creates a sound alert for the execution of orders.

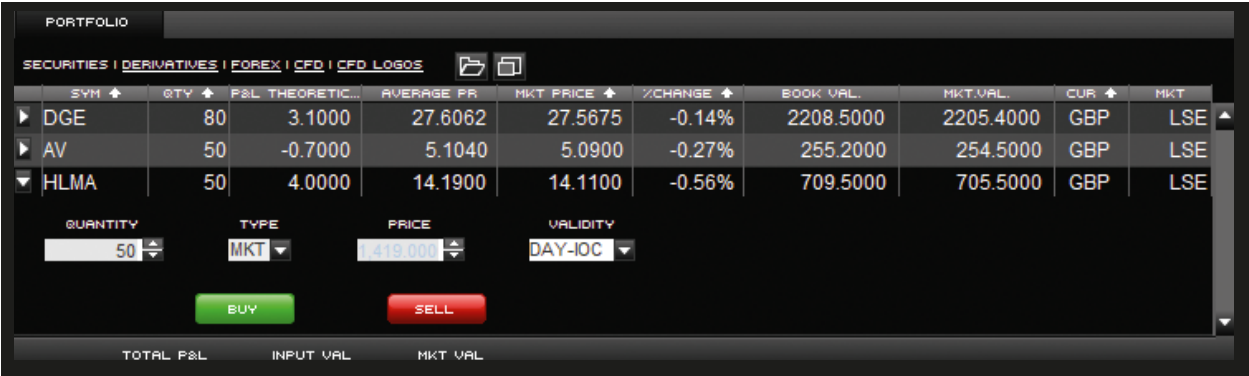


OTHER FUNCTIONS

By clicking on  it is possible to save the content of the Monitor and the Portfolio to an Excel spreadsheet.

The  button allows you to duplicate panels so that, for example, you can have multiple Order Monitors dedicated to different financial instruments.

3.3. Portfolio by asset class.



PORTFOLIO

At any time, the portfolio allows you to view your current securities' positions, in real time. Financial Instrument symbol. Quantity owned, Profit & Loss real time in euros or in different currencies. Total price, market value and all other information necessary for the global management of the financial instruments you own. It is possible to enter an additional order to increase your position with the **BUY** button, directly from the Portfolio. You can also entirely or partially close a position with the **CLOSE** button.

EVEN FASTER TRADES WITH POWERBOARD

The independent mini platform



TIME & SALES

BOOK BID - ASK

ORDER ENTRY

ORDER MONITOR

LAST OR BID - ASK CHART

NEWS

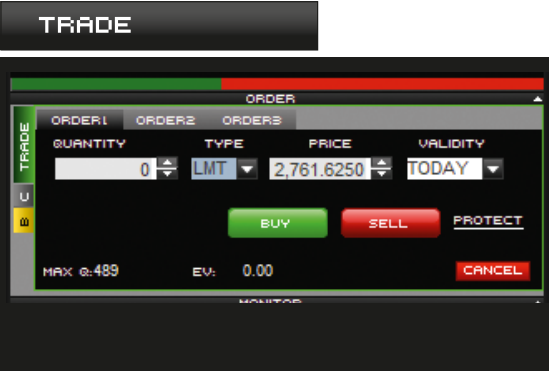


FE



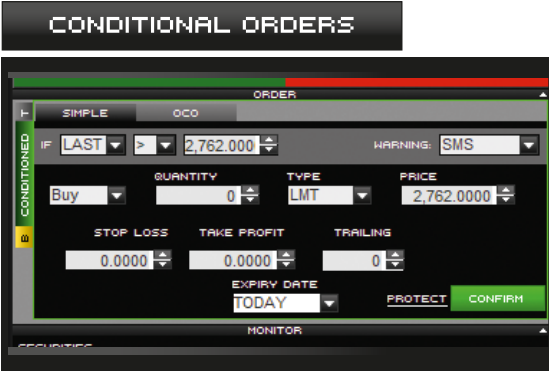
FUNCTIONALITY IN ONLY ONE POP-UP

PowerBoard is a mini platform independently integrated into the PowerDesk. It unfolds vertically and you can personalise it according to your operational needs. You can login by pressing on the login button or by right clicking on the appropriate row in the Watchlist.



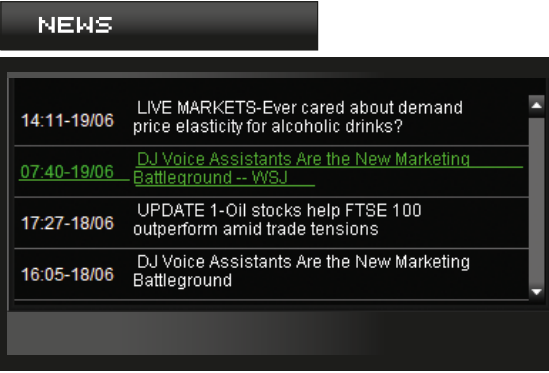
ORDER SCREEN

Enter standard, conditional, OCO and Iceberg orders on all markets and all available financial instruments. From "Protect" create Stop Loss, Take Profit and Trailing Stop actions connected to your order.



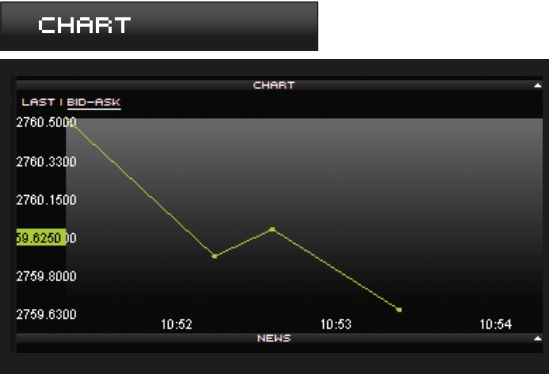
CONDITIONAL, SIMPLE AND OCO

When the "IF" condition occurs, the underlying order is activated and PowerDesk automatically sends it to the market. With the OCO orders, you enter two different orders: when the first condition occurs, the second is cancelled.



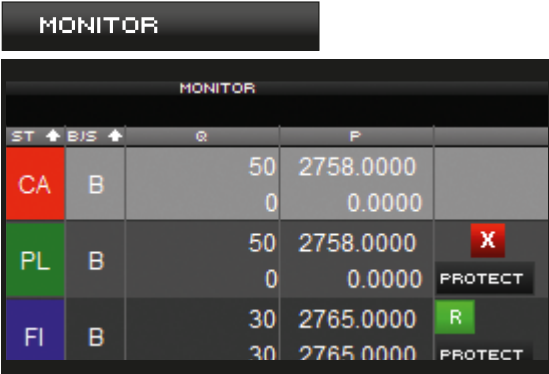
SEE WHAT HAPPENS

All the news regarding the financial instrument in question, company data, analysts' opinions and fundamental macroeconomic data.



TICK-BY-TICK CHART

The two links at the top left of the panel allow you to view the Last chart or the bid/ask spread of the selected financial instrument. Realtime with Book refresh.



MONITOR

The Monitor records all orders on the security entered, cancelled or executed on the same day. It is divided into tabs according to the operation allowed on the financial instrument. Inside the Monitor it is possible to set Stop Loss, Take Profit, Trailing Stop, cancel the order, close your position or execute a Carry-On.



TIME&SALES

Allows you to view all the contracts made on a security. From the moment the section is opened, the individual trades are progressively displayed with the time, price, quantity and change compared to the previous contract. The ticker number allows you to view up to the last 1,000 contracts.

POWERBOARD



REFERENCES



POWERCHART CHARTS.

PowerChart is one of the most sophisticated systems for the study of market performance and financial instruments, thanks to its indicators and chart analysis, interactivity and usability.

Professional - It's the perfect support tool for analysis and investment activities.

Fully Developed - The large spectrum of indicators and chart analysis will satisfy the needs of the most experienced analysts.

Easy to use - A simple and intuitive interface with the possibility of recalling all functions with a single click, making it a tool suitable even for private investors.

Personalisable - With a single click of your mouse, you are able to retrieve and define the layout, size, colours, indicator parameters and the forecast period.

Push – Real time push updates for prompt analysis and decisions.



The main functions are controlled through the icons arranged around the area of the chart, allowing you to select the uses of the application that will be displayed inside the main panel and the two secondary panels.

In the **main panel**, the past performance of the security is shown.

The **secondary panels** show volumes, technical indicators or zoom.



POWERCHART





MULTICHARTS



With MultiCharts, you can open up to 6 charts in a single window, one visual Watchlist which allows you to always have your main securities at the forefront.

Inside the window the timeframe appears on all the charts.

You can sort the internal charts vertically, horizontally or squared by dragging the edges of the window.



CHART TRADING



In just one click, enter, modify or cancel orders directly on the chart.

Set the horizontal line to the desired price level, right click your mouse and enter your order.

Click on to cancel the entered order or drag the tab to the new price to change the order that has not been executed yet. From today, you can also submit or change Stop Loss and Take Profit on all the financial instruments available on PowerDesk.



TIMEFRAME



PowerChart allows you to view charts with timeframe ranging from tick by tick to 30 years of historical data.

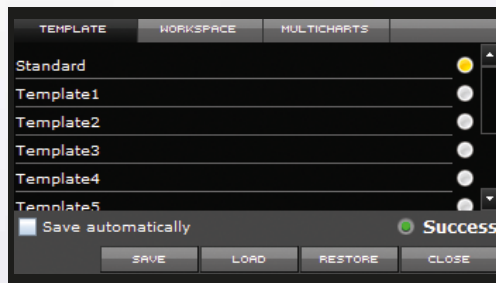
The “(x) custom unit” function and Calendar make it possible to view a specific number of candles or a specific time period from one date to another.



MOUNTAIN VIEW



Maximum chart personalisation freedom. It is possible to zoom into one section of the chart, highlight parts and personalise it by size and colours. You can change the background colours, grids, labels and choose the font for the chart which is best suited to how you wish to analyse your data. You can choose between a line chart, bar chart, candlestick, mountain view, Equivolume and candlevolume.



TEMPLATE



By clicking on the “workspace” tab, you can save, recover and modify up to 10 technical analysis studies personalised to one single security. Furthermore, via the “tempiale” function, it is possible to recall up to 10 MultiCharts to simultaneously view your favourite security charts. By ticking the auto save button, the settings are saved when the chart is closed.

OVER 90 TECHNICAL ANALYSIS INDICATORS AT YOUR DISPOSAL.

MOVING AVERAGES



- ☐ Exponential Moving Average (EMA)
- ☐ Simple Moving Average (SMA)
- ☐ Adp.Mov.Avg.
- ☐ Adp.Mov.Avg. Bands
- ☐ Moving Average Envelope
- ☐ Moving Average Triangular
- ☐ Moving Average Wighted
- ☐ HMA
- ☐ MMA

SUPERIMPOSED INDICATORS



- ☐ Bollinger Bands (BB)
- ☐ Parabolic (SAR)
- ☐ Keltner Channel
- ☐ Volatility Stops
- ☐ Swing Wave
- ☐ Pivot Trading Levels
- ☐ ntraHL
- ☐ RSI Pivot
- ☐ Swing TrendLine
- ☐ VIMA
- ☐ Alligator
- ☐ Super Trend
- ☐ Donchian Channel
- ☐ Ichimoku

OSCILLATORS



- ☐ ADX (DI + DI – ADX)
- ☐ K.*KCD
- ☐ KPeakOscillator
- ☐ Money Flow Index
- ☐ Price Oscillator (POS)
- ☐ Relatove Strength Index (RSI)
- ☐ Fast Stochastic (%K %D)
- ☐ Slow Stochastic (%K %D)
- ☐ Williams Percent R (%R)
- ☐ Cycle Measure
- ☐ eKam CCI
- ☐ Ergodic
- ☐ Phase Oscillator
- ☐ R Engineering Osc
- ☐ R-Squared
- ☐ Saitta
- ☐ Signal to Noise
- ☐ Sine
- ☐ SMI Oscillator
- ☐ TA Stochastic
- ☐ Trend Area
- ☐ Trix
- ☐ Mid Point Oscillator Chande
- ☐ Chaikin Money Flow (CMF)
- ☐ Chande Momentum Oscillator

SEPARATE INDICATORS



- ☐ Volume
- ☐ MACD
- ☐ MA Spread
- ☐ Average True Range
- ☐ Bollinger Percent (%BB)
- ☐ Volatility Quality
- ☐ Rate of Charge (ROC)
- ☐ Momentum (MOM)
- ☐ Bull&Bear
- ☐ Instant Trend
- ☐ MFI Conv-Div
- ☐ RMI Indicator
- ☐ RVI
- ☐ Stochast Mom
- ☐ True Strenght
- ☐ Pn-Balance Volume (OBV)
- ☐ Volume Average
- ☐ Volume Oscillator (VOS)
- ☐ Commodity Channel Index (CCI)
- ☐ Pista Ciclica
- ☐ Chaikin Volatility
- ☐ Bandwidth
- ☐ Aroon Chande

OTHER FILTERS



- ☐ Linear regression
- ☐ Distance Coefficient
- ☐ IE2
- ☐ NLR
- ☐ Nonlinear Filter
- ☐ Optimal Tracking
- ☐ Smooth Filter
- ☐ T3
- ☐ Tether Line
- ☐ ZigZag

TRADE WITHOUT COMPROMISE.

OPEN YOUR ACCOUNT
on finecobank.com/uk
0800 640 6465



Best Digital Bank in Italy - Source: Global Finance Award, financial magazine, 2016.

World Finance 100 Award - Source: The international magazine World Finance 100 positioned Fineco amongst the top 100 corporations of 2015, from a selection of 17 banks at a global level.

Invest in great - Fineco won the "UK-Italy Business Awards" of the British Government assigned by the Department for International Trade, based at the British Consulate in Milan.

The London Forex Show Awards 2018 - www.londoninvestorshow.co.uk



This advertising message is for promotional purposes only. To view all the terms and conditions for the advertised services, please refer to the fact sheets and documentation required under current regulations. All services require the client to open a Fineco current account.

Contracts For Difference (CFD) trading is available to clients following the assessment of their knowledge of derivative instruments and the subscription of the Derivative Trading Contract.

CFDs (Contracts for Differences): a CFD is a financial derivative, which you can buy or sell with FinecoBank as your direct counterparty. Its value is directly related to that of an underlying asset (securities, indices, currencies, futures on bonds, futures on volatility indicators and futures on commodities) and consequently follows the price movement in the underlying asset. In particular, in CFD trading your profit/loss is given by the difference in value between the opening price and the subsequent closing price of the contract. The opening price and the closing price are determined by the Bank applying, if appropriate, a mark-up or a spread on the underlying price to the extent indicated by the economic conditions at the time. CFDs are characterized by a strong leverage effect. This means that a relatively small price movement in the underlying market will have a proportionally higher impact on the value of your margined position and an unfavourable price movement may result in losses exceeding your initial margin deposit (increasing underlying price for short positions, decreasing for long positions). CFD Positions open for more than a working day (overnight) are subject to a multi-day position fee.

CFDs are complex instruments and come with a high risk of losing money rapidly due to leverage. 66.42% of retail investor accounts lose money when trading CFDs with this provider. You should consider whether you understand how CFDs work and whether you can afford to take the high risk of losing your money.

Before trading CFDs, please read carefully the Key Information Documents (KIDs) available on the website finecobank.com/uk.